

ARMY TM 11-5895-407-40P
NAVY NAVELEX 0967-301-5620
AIR FORCE TO 31S5-2FYA10-224

GENERAL SUPPORT MAINTENANCE

REPAIR PARTS AND SPECIAL TOOLS LISTS

(INCLUDING DEPOT MAINTENANCE REPAIR PARTS

AND SPECIAL TOOLS)

LINE TERMINATION

BUFFER UNIT

0A-8299(P)/FYA-10(V)

TECHNICAL MANUAL
 N 11-5895-407-40P
 TECHNICAL MANUAL
 NAVELEX 0967-301-5620
 TECHNICAL ORDER
 TO 31S5-2FFYA10-224

DEPARTMENTS OF THE ARMY,
 THE NAVY, AND THE AIR FORCE

WASHINGTON, DC, 26 March 1974

General Support Maintenance
Repair Parts And Special Tools Lists
(Including Depot Maintenance Repair Parts and Special Tools)
For
LINE TERMINATION BUFFER UNIT

OA-8299(P) / FYA-10(V)

Current as of 30 October 1973

Table of Contents

	Page	Illus fig
SECTION I. Introduction	1-1	
II. Repair parts list	2-1	1
Group 01. Line termination buffer unit. 397-1289-3	2-1	1
02. Line termination buffer unit. 397-1289-4	2-3	2
03. Line termination buffer unit. 397-1289-7	2-5	3
04. Line termination buffer unit. 397-1289-8	2-7	4
05. Line termination buffer unit. 397-1289-9	2-8	5
06. Line termination buffer unit. 397-I 289-11	2-12	6
07. Line termination buffer unit. 397-1289-12	2-16	7
08. Line termination buffer unit. 397-1289-13	2-19	8
09. Line termination buffer unit. 397-1289-15	2-22	9
10. Line termination buffer unit. 397-1289-16	2-24	10
11. Line termination buffer unit. 397-1289-18	2-27	11
12. Line termination buffer unit. 397-1289-19	2-29	12
13. Line termination buffer unit. 397-1289-22	2-30	13
14. Line termination buffer unit. 397-1289-24	2-34	14
15. Line termination buffer unit. 397-1289-25	2-37	15
16. Line termination buffer unit. 397-1289-26	2-39	10
17. Line termination buffer unit. 397-1289-27	2-42	17
18. Line termination buffer unit. 397-1289-28	2-45	18
19. Line termination buffer unit. 397-I 289-29	2-47	19
20. Line termination buffer unit. 397-1289-6	2-49	20
21. Synchronous	2-53	21
22. Asynchronous. 398-6564-I	2-68	21
23. Cabinet assembly	2-87	49
24. Power supply	2-104	49
25. Asynchronous. 398-6564-3	2-102	60
Special tools list (not applicable)		
SECTION III. Federal stock number and reference number index	3-1	

LIST OF ILLUSTRATIONS

Number	Title	Page
1.	LTBU. 397-1289-3. Location of Assemblies	2-105
2.	LTBU. 397-1289-4. Location of Assemblies	2-106
3.	LTBU. 397-1289-7. Location of Assemblies	2-107
4.	LTBU. 397-1289-8. Location of Assemblies	2-108
5.	LTBU. 397-1289-9. Location of Assemblies	2-109
6.	LTBU. 397-1289-11. Location of Assemblies	2-110
7.	LTBU. 397-1289-12. Location of Assemblies	2-111
8.	LTBU. 397-1289-13. Location of Assemblies	2-112
9.	LTBU. 397-1289-15. Location of Assemblies	2-113
10.	LTBU. 397-1289-16. Location of Assemblies	2-114
11.	LTBU. 397-1289-18. Location of Assemblies	2-115
12.	LTBU. 397-1289-19. Location of Assemblies	2-116
13.	LTBU. 397-1289-22. Location of Assemblies	2-117
14.	LTBU. 397-1289-24. Location of Assemblies	2-118
15.	LTBU. 397-1289-25. Location of Assemblies	2-119
16.	LTBU. 397-1289-26. Location of Assemblies	2-120
17.	LTBU. 397-1289-27. Location of Assemblies	2-121
18.	LTBU. 397-1289-28. Location of Assemblies	2-122
19.	LTBU. 397-1289-29. Location of Assemblies	2-123
20.	LTBU. 397-1289-6. Location of Assemblies	2-124
21.	LTB Assembly, Location of Assemblies	2-125
22.	Component, Location of Circuit Card for LTB Synchronous	2-126
23.	Circuit Card Assembly, 398-6169-3	2-127
24.	Circuit Card Assembly, 398-6538-1	2-128
25.	Circuit Card Assembly, 398-6547-10019	2-129
26.	Circuit Card Assembly, 398-6536-1	2-130
27.	Circuit Card Assembly, 398-6843-1	2-131
28.	Circuit Card Assembly, 398-6550-1	2-132
29.	Circuit Card Assembly, 398-6779-1	2-133
30.	Circuit Card Assembly, 398-6545-1	2-134
31.	Circuit Card Assembly, 398-6547-12670	2-135
32.	Circuit Card Assembly, 398-6539-1	2-136
33.	Circuit Card Assembly, 398-6 169-2	2-137
34.	Circuit Card Assembly, 398-6537-1	2-138
35.	Circuit Card Assembly, 398-6536-2	2-139
36.	Circuit Card Assembly, 398-6578-1	2-140
37.	Circuit Card Assembly, 398-6540-1	2-141
38.	Circuit Card Assembly, 398-6547-10000	2-142
39.	Circuit Card Assembly, 398-6531-1	2-143
40.	Circuit Card Assembly, 398-6593-1	2-144
41.	Component, Location of Circuit Cards for LTB Asynchronous, 398-6564-1	2-145
42.	Circuit Card Assembly, 398-6853	2-146
43.	Circuit Card Assembly, 398-6547-11919	2-147
44.	Circuit Card Assembly, 398-6547-11952	2-148
45.	Circuit Card Assembly, 398-6845-1	2-149
46.	Circuit Card Assembly, 398-6547-11923	2-150
47.	Circuit Card Assembly, 398-6547-10054	2-151
48.	Circuit Card Assembly, 398-6548-1073 and 398-6548-1110	2-152
49.	Cabinet Assembly	2-152
50.	Bus Bar Assembly	2-153
51.	Base Assembly	2-154
52.	Terminal Box	2-155
53.	Door Assembly	2-156
54.	Component, Location of Circuit Cards for Connector Assembly	2-157
55.	Circuit Card Assembly, 398-6281-4	2-158
56.	Circuit Card Assembly, 398-6219-1	2-159
57.	Circuit Card Assembly, 398-7427-1	2-160
58.	Circuit Card Assembly, 398-6549-1	2-161
59.	LTB-Interface Assembly	2-162
60.	Component Location of Circuit Cards for LTB Asynchronous, 398-6564-3	2-163
61.	Circuit Card Assembly, 398-6547-24444	2-163

SECTION I
INTRODUCTION

1-1. Scope

This manual lists repair parts required for the performance of general support and depot maintenance of the Line Termination Buffer Unit 0A-8299(P) / FYA-10(V).

1-2. General

This repair parts list is divided into the following sections:

a. Repair Parts List - Section II. A list of repair parts authorized at the general support and depot levels for the performance of maintenance. The list also includes parts which must be removed for the replacement of the authorized parts. Parts lists are composed of functional groups in ascending numerical sequence.

b. Federal Stock Number and Reference Number Index-Section III. A list, in ascending numerical sequence, of all Federal stock numbers appearing in the listings with illustration figure numbers, followed by a list, in alphanumeric sequence, of all reference numbers appearing in the listings.

1-3. Explanation of Columns

The following provides an explanation of columns found in the tabular listings.

a. Source, Maintenance, and Recoverability Codes (SMR).

(1) Source code. Indicates the source for the listed items. Source codes are:

Code	Explanation
P -	Repair parts, special tools and test equipment supplied from the GSA / DSA or Army supply system and authorized for use at indicated maintenance categories.
P 2 -	Repair parts, special tools and test equipment which are procured and stocked for insurance purposes because the combat or military essentiality of the end item dictates that a minimum quantity be available in the supply system.
P 9 -	Assigned to items which are NSA design controlled: unique repair parts, special tools, test, measuring, and diagnostic equipment which are stocked and supplied by the Army COMSEC Logistic System and which are not subject to the provisions of AR 380-41.
P 10 -	Assigned to items which are NSA design controlled: special tools, test, measuring, and diagnostic equipment for COMSEC support which are accountable under the provisions of AR 380-41 and which are stocked and supplied by the Army COMSEC Logistic System.

Code	Explanation
M -	Repair parts, special tools and test equipment which are not procured or stocked as such in the supply system but are to be manufactured at indicated maintenance levels.
A -	Assemblies which are not procured or stocked as such but are made up of two or more units. Such component units carry individual stock numbers and descriptions, are procured and stocked separately, and can be assembled to form the required assembly at indicated maintenance categories.
x -	Parts and assemblies that are not procured or stocked because the failure rate is normally below that of the applicable end item or component. The failure of such part or assembly should result in retirement of the end item from the supply system.
X 1 -	Rep&r parts which are not procured or stocked. The requirement for such items will be filled by the next higher assembly or component.
X 2 -	Repair parts, special tools and test equipment which are not stocked and have no foreseen mortality. The indicated maintenance category requiring such repair parts will attempt to obtain the parts through cannibalization or salvage. The item may be requisitioned, with exception data, from the end item manager for immediate use.
G -	Major assemblies that are procured with PEMA funds for initial issue only as exchange assemblies at DS and GS level. These assemblies will not be stocked above DS and GS level or returned to depot supply level.

NOTE

Cannibalization or salvage may be used as a source of supply for any items source coded above except those coded X1 and aircraft support items as restricted by AR 700-42.

(2) Maintenance code. Indicates the lowest category of maintenance authorized to install the repair part and / or use the special tool or test equipment for each application. Capabilities of higher maintenance categories are considered equal or better. Maintenance codes are:

Code	Explanation
C	Crew / Operator
O	Organizational maintenance
F	Direct support maintenance
H	General support maintenance
D	Depot maintenance

(3) Recoverability code. Indicates whether unserviceable items should be returned for recovery

or salvage. Items not coded are nonrecoverable. Recoverability codes are :

Code	Explanation
R -	Repair parts (assemblies and components), special tools and test equipment which are considered economically repairable at direct and general support maintenance levels. When the item is no longer economically repairable, it is normally disposed of at the GS level. When supply considerations dictate, some of these repair parts may be listed for automatic return to supply for depot level repair as set forth in AR 710-1. When so listed, they will be replaced by supply on an exchange basis.
S -	Repair parts, special tools and test equipment, and assemblies which are economically repairable at DS and GS activities and which normally are furnished by supply on an exchange basis. When items are determined by a GSU to be uneconomically repairable, they will be evacuated to a depot for evaluation and analysis before final disposition.
T -	High dollar value recoverable repair parts, special tools and test equipment which are subject to special handling and are issued on an exchange basis. Such items will be repaired or overhauled at depot maintenance activities only. No repair may be accomplished at lower levels.
U -	Repair parts, special tools and test equipment specifically selected for salvage by reclamation units because of precious metal content, critical materials, high dollar value, or reusable casings or cartings.

6. *Federal Stock Number.* Indicates the Federal stock number assigned to the item and will be used for requisitioning purposes.

c. *Description.* The dots indicate the indenture code of the listed item, for example, no dots = A (end item), . = B,.. = C, etc. This is followed by the Federal item name and a minimum description required to identify the item. When applicable, the second line indicates the reference designation assigned to the repair part. The last line indicates the reference number followed by the applicable Federal Supply Code for Manufacture (FSCM) in parentheses. The FSCM is used as an element in

item identification to designate manufacturer or distributor or Government agency, etc., and is identified in SB 708-42.

d. *Unit of Measure (U/M).* Indicates the standard or basic quantity by which the listed item is used in performing the actual maintenance function. This measure is expressed by a two-character alphabetical abbreviation, e.g., ea, in, pr, etc., and is the basis used to indicate quantities and allowances in subsequent columns. When the unit of measure differs from the unit of issue, the lowest unit of issue that will satisfy the required units of measure will be requisitioned.

e. *Quantity Incorporated in Unit.* Indicates the quantity of the item used in the breakout shown on the illustration figure, which is prepared for a functional group, subfunctional group, or an assembly. A "V" appearing in this column in lieu of a quantity indicates that no specific quantity is applicable, e.g., shims, spacers, etc.

j. *Allowances (30 Day DS/GS Maintenance, 1 Year Per 100 Equipments/ Contingency Planning, and Depot Maintenance).* Items authorized for requisition as required are identified by an asterisk in the allowance column.

g. *Illustration.* This column is divided as follows:

(1) *Figure number.* Indicates the figure number of the illustration on which the item is shown.

(2) *Item number.* Indicates the callout number used to reference the item on the illustration.

1-4. Special Information

a. Usable on codes are included in Column 3. Uncoded items are applicable to all models. Identifications of the usable on codes used in this publication are :

Code	Used On
A	Bay A
B	Bay B

b. The following publications pertain to the OA-8299(P)/FYA-10(V).

DA Pam 310-4	Index of Technical Manuals, Technical Bulletins, Supply Manuals Types 7,8,9), Supply Bulletins, and Lubrication Orders.
DA Pam 310-7	US Army Equipment Index of Modification Work Orders.
DD4-TD-102-07	Test Program MULTLTB Philco Model 126-1 Synchronous and Philco Model 127-1 Asynchronous Line Terminal Buffer Units
TB SIG 222	Solder and Soldering
TB 746-10	Field Instructions for Painting and Preserving Electronics Command Equipment
TM 11-5895-391-15	Operator, Organizational, DS, GS, and Depot Maintenance Manual, Automatic Digital Message Switching Centers AN/FYQ-42(V)1 Through AN/FYQ-42(V)12 and FYQ-42(V)TI. (NAVSHIPS 0967-301-5010; TO 31S5-2FYQ-42-1)

- TM 11-5895-402-15/1 **Operator, Organizational, DS, GS, and Depot Maintenance Manual, Printed Circuits for Automatic Digital Message Switching Groups AN/FYA-10(V)1 Through AN/FYA-10(V)7 and AN/FYA-10(V)TI (NAVSHIPS 0967-301-5050; TO 31S5-2FYA10-11.**
- TM 11-5895-404-15/ 1 **Operator, Organizational, DS, GS, and Depot Maintenance Manual, Console, Maintenance OJ-50 / FYA-10(V) (NAVSHIPS 0967-301-5090; TO 31S5-2FYA10-31)**
- TM 11-5895-404-15/ 2 **Operator, Organizational, DS, GS, and Depot Maintenance Manual, Console, Maintenance OJ-50/FYA-10(V) (NAVSHIPS 0967-301-5102; TO 31S5-2FYA10-31-2)**
- TM 11-5895-405-15/ 1 **Operator, Organizational, DS, GS, and Depot Maintenance Manual, Monitor Assemblies, Control-Sensing OK-33/FYA-10(V) and OK-38/FYA-10(V) and Switching Unit Distribution SA-1537/FYA-10(V) (NAVSHIPS 0967-301-5111; TO 31S5-2FYA10-41-1)**
- TM 11-5895-405-15/ 2 **Operator, Organizational, DS, GS, and Depot Maintenance Manual, Monitor Assemblies, Control-Sensing OK-33/FYA-10(V) and OK-38/FYA-10(V) and Switching Unit Distribution SA-1537/FYA-10(V) (NAVSHIPS 0967-301-5122; TO 31S5-2FYA10-41-2)**
- TM 11-5895-406-15/ 1 **Operator, Organizational, DS, GS, and Depot Maintenance Manual, Processor Unit OL-9/FYA-10(V) NAVSHIPS 0967-301-5130; TO 31S5-2FYA10-151.**
- TM 11-5895-406-15/ 2 **Operator, Organizational, DS, GS, and Depot Maintenance Manual, Processor Unit OL-9/FYA-10(V) (NAVSHIPS 0967-301-5142; TO 31S5-2FYA10-51-2)**
- TM 11-5895-420-15/ 1 **Operator, Organizational, DS, GS, and Depot Maintenance Manual, Control Group, Peripheral Input-Output OK-31/FYA-10(V) and OK-37/FYA-10(V)TI (NAVSHIPS 0967-301-5320; TO 31S5-2FYA10-91)**
- TM 11-5895-420-15/ 2 **Operator, Organizational, DS, GS, and Depot Maintenance Manual, Control Group, Peripheral Input-Output OK-31/FYA-10(V) and OK-37/FYA-10(V)TI (NAVSHIPS 0967-301-5330; TO 31S5-2FYA10-91)**
- TM 11-5895-425-15 **Operator, Organizational, DS, GS, and Depot Maintenance Manual, Switching Units for Automatic Digital Message Switching Groups AN/FYA-10(V)1 Through AN/FYA-10(V)7 and AN/FYA-10(V)TI (NAVSHIPS 0967-301-5420; TO 31S5-2FYA10-131-1)**
- TM 11-5895-512-15/ 1 **Operator, Organizational, DS, GS, and Depot Maintenance Manual, Consoles, Station Supervisory OJ-49/FYA-10(V) and OJ-51/FYA-10(V) (NAVSHIPS 0967-301-5460; TO 31S5-2FYA10-141-1)**
- TM 11-5895-512-15/ 2 **Operator, Organizational, DS, GS, and Depot Maintenance Manual, Consoles, Station Supervisory OJ-49/FYA-10(V) and OJ-51/FYA-10(V) (NAVSHIPS 0967-301-5472; TO 31S5-2FYA10-141-2.**
- TM 11-5895-5 13-15/ 1 **Operator, Organizational, DS, GS, and Depot Maintenance Manual, Control Group Magnetic Drum OK-32/FYA-10(V) and Magnetic Drum GA-8285/FYA-10(V) NAVSHIPS 0967-301-5480; TO 31S5-2FYA 10-151.**
- TM 11-5895-513-15/ 2 **Operator, Organizational, DS, GS, and Depot Maintenance Manual, Control Group Magnetic Drum OK-32/FYA-10(V) and Magnetic Drum OA-8285/FYA-10(V) (NAVSHIPS 0967-301-5492; TO 31S5-2FYA10-151-2)**
- TM 11-5895-552-15/ 1 **Operator, Organizational, DS, GS, and Depot Maintenance Manual, Power Supplies for Automatic Digital Message Switching Groups AN/FYA-10(V)1 Through AN/FYA-10(V) 7 and AN/FYA-10(V)T1 (NAVSHIPS 0967-301-5510; TO 31S5-2FYA10-161)**

	Operator, Organizational, DS, GS, and Depot Maintenance Manual, Power Supplies for Automatic Digital Message Switching Groups AN / FYA-10(V)1 Through AN / FYA-10(V)7 and AN / FYA-10(V)11 (NAVSHIPS 0967-301-5520; TO 31S5-2FYA10-161)
TM 11-5895-552-15/3	Operator, Organizational, DS, GS, and Depot Maintenance Manual, Power Supplies for Automatic Digital Message Switching Groups AN / FYA-10(V)1 Through AN / FYA-10(V)7 and AN / FYA-10(V)11 (NAVSHIPS 0967-301-5530; TO 31S5-2FYA10-161)
TM 11-5895-554-15/1	Operator, Organizational, DS, GS, and Depot Maintenance Manual, Printed Circuit Card Tester for Automatic Digital Message Switching Groups AN / FYA-10(V)1 Through AN / FYA-10(V)7 and AN / FYA-10(V)11 (NAVSHIPS 0967-301-5541; TO 31S5-2FYA10-171-1)
TM 11-5895-554-15/2	Operator, Organizational, DS, GS, and Depot Maintenance Manual, Printed Circuit Card Tester for Automatic Digital Message Switching Groups AN / FYA-10(V)1 Through AN / FYA-10(V)7 and AN / FYA-10(V)11 (NAVSHIPS 0967-301-5551; TO 31S5-2FYA10-171-2)
TM 11-5895-554-15/3	Operator, Organizational, DS, GS, and Depot Maintenance Manual, Printed Circuit Card Tester for Automatic Digital Message Switching Groups AN / FYA-10(V)1 Through AN / FYA-10(V)7 and AN / FYA-10(V)11 (NAVSHIPS 0967-301-5560; TO 31S5-2FYA10-171-3)
TM 38-750 TO-00-25-234	The Army Maintenance Management Systems (TAMMS). General Shop Practice Requirements for the Repair, Maintenance and Tests of Electronic Equipment.
TO-0-1-01 N	Numerical Index and Requirements Tables, Numerical Index, Alphabetical Indexes and Cross Reference Table Technical Orders (ADP Category 00).
TO-31-1-75	Maintenance Engineering Standard General Maintenance Practices.

1-5. How to Locate Repair Parts

a. When Federal stock number or reference number is unknown:

(1) *First.* Using the table of contents, determine the functional group within which the repair part belongs, i.e., 400030258. This is necessary since illustrations are prepared for functional groups, and listings are divided into the same group.

(2) *Second.* Find the illustration covering the functional group to which the repair part belongs.

(3) *Third.* Identify the repair part on the illustration and note the item number of the repair part.

(4) *Fourth.* Using the repair parts listing, find the functional group to which the repair part belongs and locate the illustration figure number and item number noted on the illustration.

b. When Federal stock number or reference number is known :

(1) *First.* Using the Index of Federal Stock Numbers and Reference Numbers, find the pertinent Federal stock number or reference number. This index is in ascending FSN sequence followed

by a list of reference numbers in ascending alphanumeric sequence, cross-referenced to the illustration figure number and item number.

(2) *Second.* Using the repair parts listing, find the functional group of the repair part and the illustration figure number and item number referenced in the Index of Federal Stock Numbers and Reference Numbers.

(3) *Third.* When the repair part is not illustrated, using the table of contents, determine the functional group within which the repair part belongs. Note the page number of the particular group. Find the Federal stock number or reference number in the breakdown of repair parts shown for the functional group.

1-6 Abbreviations

Not applicable.

1-7. Recommendations for Maintenance Publication Improvements

a. Report of errors, omissions, and recommendations for improving this publications by the individual user is encouraged. Reports should be submitted on DA Form 2028 (Recommended

Changes to Publications) and forwarded direct to Commander, US Army Electronics Command, ATTN: AMSEL-MA-C, Fort Monmouth, N.J. 07703. NAVSHIPS 5600 / 2 REV 10-67 formerly NAVSHIPS 4914) and forwarded to: Commander, Naval Electronics Systems Command, ATTN: 041.3, Washington, DC 20360.

b. Publications Improvement Report (AFTO Forms 22) approved by the quality control organization will be submitted directly to the

AFLC activity indicated in the storage and issue (STG and Issue) column of NI and RTS. Reports will be addressed, as appropriate for the attention of: Directorate of Materiel Management (D/MM), Technical Order System Branch (MMST) at Air Materiel Areas (AMAS), or the Technical Systems Branch (MMOMP) at AFLC. Exceptions are indicated in paragraphs 8-28 through 8-32, 8-35, 8-41 and 8-42 in TO 00-5-1.

SECTION II REPAIR PARTS LIST (Continued)

(1) SPR CODE	(2) FEDERAL STOCK NUMBER	(3) DESCRIPTION REFERENCE NUMBER & MFR. CODE	(4) UNIT OF MEAS	(5) QTY INC IN UNIT	(6) 30-DAY DS MAINT ALLOWANCE			(7) 30-DAY GS MAINT ALLOWANCE			(8) 1 YR ALL EQUIP PERIOD ENTGLY	(9) DEPT MAINT ALL PERIOD EQUIP	(10) ILLUSTRATIONS	
					(a) 1-20	(b) 21-50	(c) 51-100	(a) 1-20	(b) 21-50	(c) 51-100			(a) FIG NO.	(b) ITB1 NO.
		GROUP 01 LINE TERMINATION BUFFER UNIT												
G--H-S	7440-933-9669	LINE TERMINATION BUFFER UNIT: GA-8299(P)/FYA-10(V): 397-1289-3; (46859)	EA	1									1	
G--H-S		..COMPONENT, PRINTED CIRCUIT ASSEMBLY: 398-7866-14; (46859)	EA	2									1	1
P--H-S	5895-133-9066	..PRINTED WIRING BOARD: 398-7004-4; (46859)	EA	1				*	*	*	*	*		
X1-H		..MARKER, PLASTIC: 297-3630-9; (46859)	EA	1										
X1-H		..PRINTED CIRCUIT BOARD: 297-10159-1; (46859)	EA	1										
F--H-S		..PRINTED WIRING BOARD: 398-7004-8; (46859)	EA	1				*	*	*	*	*		
X1-H		..MARKER, PLASTIC: 297-3630-9; (46859)	EA	1										
X1-H		..PRINTED CIRCUIT BOARD: 297-10159-1; (46859)	EA	1										
P--H-S		..PRINTED WIRING BOARD: 398-7004-2; (46859)	EA	1				*	*	*	*	*		
X1-H		..MARKER, PLASTIC: 297-3630-3; (46859)	EA	1										
X1-H		..PRINTED CIRCUIT BOARD: 297-10159-1; (46859)	EA	1										
P--H-S		..PRINTED WIRING BOARD: 398-7004-12; (46859)	EA	1				*	*	*	*	*		
X1-H		..MARKER, PLASTIC: 297-3630-13; (46859)	EA	1										
X1-H		..PRINTED CIRCUIT BOARD: 297-10159-1; (46859)	EA	1										
P--H-S	5895-133-9072	..PRINTED WIRING BOARD: 398-7004-6; (46859)	EA	1				*	*	*	*	*		
X1-H		..MARKER, PLASTIC: 297-3630-7; (46859)	EA	1										
X1-H		..PRINTED CIRCUIT BOARD: 297-10159-1; (46859)	EA	1										
P--H-S		..PRINTED WIRING BOARD: 398-7004-10; (46859)	EA	1				*	*	*	*	*		
X1-H		..MARKER, PLASTIC: 297-3630-11; (46859)	EA	1										
X1-H		..PRINTED CIRCUIT BOARD: 297-10159-1; (46859)	EA	1										
P--H-S		..PRINTED WIRING BOARD: 398-7004-1; (46859)	EA	1				*	*	*	*	*		
X1-H		..MARKER, PLASTIC: 297-3630-2; (46859)	EA	1										
X1-H		..PRINTED CIRCUIT BOARD: 297-10159-1; (46859)	EA	1										

SECTION II REPAIR PARTS LIST (Continued)

(1) SHR CODE	(2) FEDERAL STOCK NUMBER	(3) DESCRIPTION REFERENCE NUMBER & MFR. CODE	(4) UNIT OF MEAS	(5) QTY INC IN UNIT	(6) 30-DAY DS MAINT ALLOWANCE			(7) 30-DAY GS MAINT ALLOWANCE			(8) 1 YR ALM PERIOD EQUIP PERIOD EQUIP	(9) DEPOT MAINT ALM PERIOD EQUIP	(10) ILLUSTRATIONS	
					(a) 1-20	(b) 21-50	(c) 51-100	(a) 1-20	(b) 21-50	(c) 51-100			(a) FIG NO.	(b) ITEM NO.
					P-H		...PRINTED WIRING BOARD: 398-7004-14; (46859)	EA	1					
XI-H		...MARKER, PLASTIC: 297-3630-15; (46859)	EA	1										
XI-H		...PRINTED CIRCUIT BOARD: 297-10159-1; (46859)	EA	1										
P-H-S		...PRINTED WIRING BOARD: 398-7004-5; (46859)	EA	1				*	*	*	*			
XI-H		...MARKER, PLASTIC: 297-3630-6; (46859)	EA	1										
XI-H		...PRINTED CIRCUIT BOARD: 297-10159-1; (46859)	EA	1										
P-H-S		...PRINTED WIRING BOARD: 398-7004-9; (46859)	EA	1				*	*	*	*			
XI-H		...MARKER, PLASTIC: 297-3630-10; (46859)	EA	1										
XI-H		...PRINTED CIRCUIT BOARD: 297-10159-1; (46859)	EA	1										
P-H-S		...PRINTED WIRING BOARD: 398-7004-3; (46859)	EA	1				*	*	*	*			
XI-H		...MARKER, PLASTIC: 297-3630-4; (46859)	EA	1										
XI-H		...PRINTED CIRCUIT BOARD: 297-10159-1; (46859)	EA	1										
P-H-S	5895-133-9067	...PRINTED WIRING BOARD: 398-7004-1; (46859)	EA	1				*	*	*	*			
XI-H		...MARKER, PLASTIC: 297-3630-14; (46859)	EA	1										
XI-H		...PRINTED CIRCUIT BOARD: 297-10159-1; (46859)	EA	1										
P-H-S	5895-133-9074	...PRINTED WIRING BOARD: 398-7004-7; (46859)	EA	1				*	*	*	*			
XI-H		...MARKER, PLASTIC: 297-3630-8; (46859)	EA	1										
XI-H		...PRINTED CIRCUIT BOARD: 297-10159-1; (46859)	EA	1										
P-H-S	5895-133-9071	...PRINTED WIRING BOARD: 398-7004-11; (46859)	EA	1				*	*	*	*			
XI-H		...MARKER, PLASTIC: 297-3630-12; (46859)	EA	1										
XI-H		...PRINTED CIRCUIT BOARD: 297-10159-1; (46859)	EA	1										
O-H-S		...CABINET ASSEMBLY: SEE GROUP 23 397-1289-1; (46859)	EA	1								1	2	
O-H-S		...LINE TERMINATION BUFFER ASSEMBLY, SYNCHRONOUS: SEE GROUP 21 398-6563-1; (46859)	EA	28								1	3	

SECTION II REPAIR PARTS LIST (Continued)

(1) SPR CODE	(2) FEDERAL STOCK NUMBER	(3) DESCRIPTION REFERENCE NUMBER & MFR. CODE	(4) UNIT OF MEAS	(5) QTY INC IN UNIT	(6) 30-DAY GS MAINT ALLOWANCE			(7) 30-DAY ES MAINT ALLOWANCE			(8) 1 YR ALM PERIOD EQUIP DNTGY	(9) DEPOT MAINT ALM PERIOD EQUIP	(10) ILLUSTRATIONS	
					(a) 1-20	(b) 21-50	(c) 51-100	(a) 1-20	(b) 21-50	(c) 51-100			(a) FIG NO.	(b) ITEM NO.
		GROUP 02 LINE TERMINATION BUFFER UNIT												
G--H-S	7440-933-9669	LINE TERMINATION BUFFER UNIT 0A-8299(P)/PTA-10(V): 397-1289-4; (46859)	EA	1									2	
G--H-S		..COMPONENT, PRINTED CIRCUIT ASSEMBLY: 398-7866-11; (46859)	EA	2									2	1
P--H-S	5895-133-9072	..PRINTED WIRING BOARD: 398-7004-6; (46859)	EA	1				*	*	*	*	*		
XI-H		..MARKER, PLASTIC: 297-3630-7; (46859)	EA	1										
XI-H		..PRINTED CIRCUIT BOARD: 297-10159-1; (46859)	EA	1										
P--H-S		..PRINTED WIRING BOARD: 398-7004-2; (46859)	EA	1				*	*	*	*	*		
XI-H		..MARKER, PLASTIC: 297-3630-3; (46859)	EA	1										
XI-H		..PRINTED CIRCUIT BOARD: 297-10159-1; (46859)	EA	1										
P--H-S		..PRINTED WIRING BOARD: 398-7004-10; (46859)	EA	1				*	*	*	*	*		
XI-H		..MARKER, PLASTIC: 297-3630-11; (46859)	EA	1										
XI-H		..PRINTED CIRCUIT BOARD: 297-10159-1; (46859)	EA	1										
P--H-S		..PRINTED WIRING BOARD: 398-7004-1; (46859)	EA	1				*	*	*	*	*		
XI-H		..MARKER, PLASTIC: 297-3630-2; (46859)	EA	1										
XI-H		..PRINTED CIRCUIT BOARD: 297-10159-1; (46859)	EA	1										
P--H-S		..PRINTED WIRING BOARD: 398-7004-8; (46859)	EA	1				*	*	*	*	*		
XI-H		..MARKER, PLASTIC: 297-3630-9; (46859)	EA	1										
XI-H		..PRINTED CIRCUIT BOARD: 297-10159-1; (46859)	EA	1										
P--H-S	5895-133-9066	..PRINTED WIRING BOARD: 398-7004-4; (46859)	EA	1				*	*	*	*	*		
XI-H		..MARKER, PLASTIC: 297-3630-5; (46859)	EA	1										
XI-H		..PRINTED CIRCUIT BOARD: 297-10159-1; (46859)	EA	1										
P--H-S		..PRINTED WIRING BOARD: 398-7004-14; (46859)	EA	1				*	*	*	*	*		
XI-H		..MARKER, PLASTIC: 297-3630-15; (46859)	EA	1										
XI-H		..PRINTED CIRCUIT BOARD: 297-10159-1; (46859)	EA	1										

SECTION II REPAIR PARTS LIST (Continued)

(1) SNR CODE	(2) FEDERAL STOCK NUMBER	(3) DESCRIPTION REFERENCE NUMBER & MFR. CODE	(4) UNIT OF MEAS	(5) QTY INC IN UNIT	(6) 30-DAY DS MAINT ALLOWANCE			(7) 30-DAY GS MAINT ALLOWANCE			(8) 1 YR ALM PERIOD EQUIP CMTYCY	(9) DEPOT MAINT ALM PERIOD EQUIP	(10) ILLUSTRATIONS	
					(a)	(b)	(c)	(a)	(b)	(c)			(a)	(b)
					1-20	21-50	51-100	1-20	21-50	51-100			FIG NO.	FIG NO.
P-H-S		..PRINTED WIRING BOARD: 398-7004-3; (46859)	EA	1				*	*	*	*	*		
X1-H		...MARKER, PLASTIC: 297-3630-4; (46859)	EA	1										
X1-H		...PRINTED CIRCUIT BOARD: 297-10159-1; (46859)	EA	1										
P-H-S	5895-133-9074	..PRINTED WIRING BOARD: 398-7004-7; (46859)	EA	1				*	*	*	*	*		
X1-H		...MARKER, PLASTIC: 297-3630-8; (46859)	EA	1										
X1-H		...PRINTED CIRCUIT BOARD: 297-10159-1; (46859)	EA	1										
P-H-S		..PRINTED WIRING BOARD: 398-7004-5; (46859)	EA	1				*	*	*	*	*		
X1-H		...MARKER, PLASTIC: 297-3630-6; (46859)	EA	1										
X1-H		...PRINTED CIRCUIT BOARD: 297-10159-1; (46859)	EA	1										
P-H-S		..PRINTED WIRING BOARD: 398-7004-9; (46859)	EA	1				*	*	*	*	*		
X1-H		...MARKER, PLASTIC: 297-3630-10; (46859)	EA	1										
X1-H		...PRINTED CIRCUIT BOARD: 297-10159-1; (46859)	EA	1										
X1-H		..PANEL, CLOSUFF: 398-7578-1; (46859)	EA	6									2	2
X1-H		..HINGE, BUTT: 398-6842-2; (46859)	EA	1									2	3
P-H		..BUT, PLAIN, HEXAGON: MS35649-82; (96906)	EA	4				*	*	*	*	*	2	4
P-H	5305-984-6195	..SCREW, MACHINE: MS35206-247; (96906)	EA	4				*	*	*	*	*	2	5
P-H	5310-809-8544	..WASHER, FLAT: MS27183-7; (96906)	EA	4				*	*	*	*	*	2	6
P-H	5310-596-7693	..WASHER, LOCK: MS35335-31; (96906)	EA	4				*	*	*	*	*	2	7
P-H		..BUT, PLAIN, HEXAGON: MS35649-62; (96906)	EA	4				*	*	*	*	*	2	8
X1-H		..PANEL, BLANK: 298-4640-2; (46859)	EA	1										
P-H	5305-889-3000	..SCREW, MACHINE: MS35206-230; (96906)	EA	4				*	*	*	*	*	2	9
P-H	5310-209-0788	..WASHER, LOCK: MS35335-30; (96906)	EA	4				*	*	*	*	*	2	10
C-H-S		..LINE TERMINATION BUFFER ASSEMBLY, SYNCHRONOUS: SEE GROUP 21 398-6563-1; (46859)	EA	6									2	11
C-H-S		..LINE TERMINATION BUFFER ASSEMBLY, ASYNCHRONOUS: SEE GROUP 22 398-6564-1; (46859)	EA	16									2	12

SECTION II REPAIR PARTS LIST (Continued)

(1) SHR CODE	(2) FEDERAL STOCK NUMBER	(3) DESCRIPTION REFERENCE NUMBER & MFR. CODE	(4) UNIT OF MEAS	(5) QTY INC IN UNIT	(6) 30-DAY DS MAINT ALLOWANCE			(7) 30-DAY GS MAINT ALLOWANCE			(8) I VR ALW PERIOD EQUIP CATE	(9) DEPOT MAINT ALW PERIOD EQUIP	(10) ILLUSTRATIONS	
					(a)	(b)	(c)	(a)	(b)	(c)			(a)	(b)
					1-20	21-50	51-100	1-20	21-50	51-100			FIG NO.	ITEM NO.
G-H-S		.CABINET ASSEMBLY: SEE GROUP 23 397-1289-1; (46859)	EA	1				*	*	*	*	*	2	13
		GROUP 03 LINE TERMINATION BUFFER UNIT												
G-H-S	7440-933-9669	LINE TERMINATION BUFFER UNIT 0A-8299(p)/VYA-10(V): 397-1289-7; (46859)	EA	V										3
G-H-S		.COMPONENT, PRINTED CIRCUIT ASSEMBLY: 398-7866-13; (46859)	EA	2									3	1
P-H-S		..PRINTED WIRING BOARD: 398-7004-5; (46859)	EA	1				*	*	*	*	*		
XI-H		...MARKER, PLASTIC: 297-3630-6; (46859)	EA	1										
XI-H		...PRINTED CIRCUIT BOARD: 297-10159-1; (46859)	EA	1										
P-H-S		..PRINTED WIRING BOARD: 398-7004-1; (46859)	EA	1				*	*	*	*	*		
XI-H		...MARKER, PLASTIC: 297-3630-2; (46859)	EA	1										
XI-H		...PRINTED CIRCUIT BOARD: 297-10159-1; (46859)	EA	1										
P-H-S		..PRINTED WIRING BOARD: 398-7004-14; (46859)	EA	1				*	*	*	*	*		
XI-H		...MARKER, PLASTIC: 297-3630-15; (46859)	EA	1										
XI-H		...PRINTED CIRCUIT BOARD: 297-10159-1; (46859)	EA	1										
P-H-S		..PRINTED WIRING BOARD: 398-7004-3; (46859)	EA	1				*	*	*	*	*		
XI-H		...MARKER, PLASTIC: 297-3630-4; (46859)	EA	1										
XI-H		.. PRINTED CIRCUIT BOARD: 297-10159-1; (46859)	EA	1										
P-H-S		..PRINTED WIRING BOARD: 398-7004-9; (46859)	EA	1				*	*	*	*	*		
XI-H		...MARKER, PLASTIC: 297-3630-10; (46859)	EA	1										
XI-H		...PRINTED CIRCUIT BOARD: 297-10159-1; (46859)	EA	1										
P-H-S		..PRINTED WIRING BOARD: 398-7004-2; (46859)	EA	1				*	*	*	*	*		
XI-H		...MARKER, PLASTIC: 297-3630-3; (46859)	EA	1										
XI-H		...PRINTED CIRCUIT BOARD: 297-10159-1; (46859)	EA	1										
P-H-S	5895-133-9074	..PRINTED WIRING BOARD: 398-7004-7; (46859)	EA	1				*	*	*	*	*		

SECTION II REPAIR PARTS LIST (Continued)

(1) SNR CODE	(2) FEDERAL STOCK NUMBER	(3) DESCRIPTION REFERENCE NUMBER & MFR. CODE	(4) UNIT OF MEAS	(5) QTY INC IN UNIT	(6) 30-DAY GS MAINT ALLOWANCE			(7) 30-DAY GS MAINT ALLOWANCE			(8) 1 YR ALM PERIOD EQUIP ENTRCLY	(9) DEPOT MAINT ALM PERIOD EQUIP	(10) ILLUSTRATIONS	
					(a) 1-20	(b) 21-50	(c) 51-100	(a) 1-20	(b) 21-50	(c) 51-100			(a) FIG NO.	(b) ITEM NO.
X1-H		...MARKER, PLASTIC: 297-3630-8; (46859)	EA	1										
X1-H		...PRINTED CIRCUIT BOARD: 297-10159-1; (46859)	EA	1										
P--H-S	5895-133-9066	...PRINTED WIRING BOARD: 398-7004-4; (46859)	EA	1				*	*	*	*	*		
X1-H		...MARKER, PLASTIC: 297-3630-5; (46859)	EA	1										
X1-H		...PRINTED CIRCUIT BOARD: 297-10159-1; (46859)	EA	1										
P--H-S	5895-133-3071	...PRINTED WIRING BOARD: 398-7004-11; (46859)	EA	1				*	*	*	*	*		
X1-H		...MARKER, PLASTIC: 297-3630-12; (46859)	EA	1										
X1-H		...PRINTED CIRCUIT BOARD: 297-10159-1; (46859)	EA	1										
P--H-S	5895-133-3072	...PRINTED WIRING BOARD: 398-7004-6; (46859)	EA	1				*	*	*	*	*		
X1-H		...MARKER, PLASTIC: 297-3630-7; (46859)	EA	1										
X1-H		...PRINTED CIRCUIT BOARD: 297-10159-1; (46859)	EA	1										
P--H-S		...PRINTED WIRING BOARD: 398-7004-11; (46859)	EA	1				*	*	*	*	*		
X1-H		...MARKER, PLASTIC: 297-3630-11; (46859)	EA	1										
X1-H		...PRINTED CIRCUIT BOARD: 297-10159-1; (46859)	EA	1										
P--H-S		...PRINTED WIRING BOARD: 398-7004-8; (46859)	EA	1				*	*	*	*	*		
X1-H		...MARKER, PLASTIC: 297-3630-9; (46859)	EA	1										
X1-H		...PRINTED CIRCUIT BOARD: 297-10159-1; (46859)	EA	1										
P--H-S		...PRINTED WIRING BOARD: 398-7004-12; (46859)	EA	1				*	*	*	*	*		
X1-H		...MARKER, PLASTIC: 297-3630-13; (46859)	EA	1										
X1-H		...PRINTED CIRCUIT BOARD: 297-10159-1; (46859)	EA	1										
X1-H		...PANEL, CLOSEOFF: 398-7578-1; (46859)	EA	2									3	2
X1-H		...HINGE, BUTT: 398-6842-2; (46859)	EA	1									3	3
P--H		...NUT, FLAIN, HEXAGON: MS3549-82; (96906)	EA	4				*	*	*	*	*	3	4
P--H	5305-984-6195	...SCREW, MACHINE: MS35206-247; (96906)	EA	4				*	*	*	*	*	3	5
P--H	5310-809-8544	...WASHER, FLAT: MS27183-7; (96906)	EA	4				*	*	*	*	*	3	6

SECTION II REPAIR PARTS LIST (Continued)

(1) CNR CODE	(2) FEDERAL STOCK NUMBER	(3) DESCRIPTION REFERENCE NUMBER & MFR. CODE	(4) UNIT OF MEAS.	(5) QTY INC IN UNIT	(6) 30-DAY GS MAINT ALLOWANCE			(7) 30-DAY GS MAINT ALLOWANCE			(8) 1 YR ALM PERIOD EQUIP ENTGTY	(9) DEFER MAINT ALM PERIOD EQUIP	(10) ILLUSTRATIONS	
					(a)	(b)	(c)	(a)	(b)	(c)			(a) FIG NO.	(b) ITEM NO.
					1-20	21-50	51-100	1-20	21-50	51-100				
P--R		..WASHER, LOCK: MS35335-31; (96906)	EA	4				*	*	*	*	*	3	7
P--R	5310-013-4530	..NUT, HEXAGON: MS35649-62; (96906)	EA	4				*	*	*	*	*	3	8
XI-R		..PANEL, BLANK: 298-4640-2; (46859)	EA	1										
P--R	5305-889-3000	..SCREW, MACHINE: MS35206-230; (96906)	EA	4				*	*	*	*	*	3	9
P--R	5310-209-0788	..WASHER, LOCK: MS35335-30; (96906)	EA	4				*	*	*	*	*	3	10
G--B-S		..LINE TERMINATION BUFFER ASSEMBLY, SYNCHRONOUS: SEE GROUP 21 398-6563-1; (46859)	EA	18									3	11
G--B-S		..LINE TERMINATION BUFFER ASSEMBLY, ASYNCHRONOUS: SEE GROUP 22 398-6564-1; (46859)	EA	8									3	12
G--R-S		..CABINET ASSEMBLY: SEE GROUP 23 397-1289-1; (46859)	EA	1									3	13
GROUP 04 LINE TERMINATION BUFFER UNIT														
G--B-S	7440-933-8889	..LINE TERMINATION BUFFER UNIT 0A-8299-(P)/FYA-10(V): 397-1289-8; (46859)	EA	1									4	
G--R-S		..COMPONENT, PRINTED CIRCUIT ASSEMBLY: 398-7866-7; (46859)	EA	2									4	1
P--B-S		..PRINTED WIRING BOARD: 398-7004-5; (46859)	EA	1				*	*	*	*	*		
XI-R		..MARKER, PLASTIC: 297-3630-6; (46859)	EA	1										
XI-R		..PRINTED CIRCUIT BOARD: 297-10159-1; (46859)	EA	1										
P--B-S		..PRINTED WIRING BOARD: 398-7004-1; (46859)	EA	1				*	*	*	*	*		
XI-R		..MARKER, PLASTIC: 297-3630-2; (46859)	EA	1										
XI-R		..PRINTED CIRCUIT CARD: 297-10159-1; (46859)	EA	1										
P--B-S		..PRINTED WIRING BOARD: 398-7004-14; (46859)	EA	1				*	*	*	*	*		
XI-R		..MARKER, PLASTIC: 297-3630-15; (46859)	EA	1										
XI-R		..PRINTED CIRCUIT BOARD: 297-10159-1; (46859)	EA	1										
P--B-S		..PRINTED WIRING BOARD: 398-7004-3; (46859)	EA	1				*	*	*	*	*		
XI-R		..MARKER, PLASTIC: 297-3630-4; (46859)	EA	1										
XI-R		..PRINTED CIRCUIT BOARD: 297-10159-1; (46859)	EA	1										

SECTION II REPAIR PARTS LIST (Continued)

(1) SNR CODE	(2) FEDERAL STOCK NUMBER	(3) DESCRIPTION REFERENCE NUMBER & MFR. CODE	(4) UNIT OF MEAS USABLE ON CODE	(5) QTY INC IN UNIT	(6) 30-DAY DS MAINT ALLOWANCE			(7) 30-DAY GS MAINT ALLOWANCE			(8) 1 YR ALW PER 100 EQUIP CATGY	(9) DEPOT MAINT ALW PER 100 EQUIP	(10) ILLUSTRATIONS	
					(a)	(b)	(c)	(a)	(b)	(c)			(a) FIG NO.	(b) ITEM NO.
					1-20	21-50	51-100	1-20	21-50	51-100				
P--E-S	5895-133-9072	...PRINTED WIRING BOARD: 398-7004-6; (46859)	EA	1				•	•	•	•			
XI-E		...MARKER, PLASTIC: 297-3630-7; (46859)	EA	1										
XI-E		...PRINTED CIRCUIT BOARD: 297-10159-1; (46859)	EA	1										
P--E-S		...PRINTED WIRING BOARD: 398-7004-2; (46859)	EA	1				•	•	•	•			
XI-E		...MARKER, PLASTIC: 297-3630-3; (46859)	EA	1										
XI-E		...PRINTED CIRCUIT BOARD: 297-10159-1; (46859)	EA	1										
P--E-S	5895-133-9066	...PRINTED WIRING BOARD: 398-7004-4; (46859)	EA	1				•	•	•	•			
XI-E		...MARKER, PLASTIC: 297-3630-5; (46859)	EA	1										
XI-E		...PRINTED CIRCUIT BOARD: 297-10159-1; (46859)	EA	1										
XI-E		...PANEL, CLOSURE: 398-7578-1; (46859)	EA	14								4	2	
XI-E		...HINGE, BUTT: 398-6842-2; (46859)	EA	1								4	3	
P--H		...WRT. PLAIN, HEXAGON: WES5649-80; (96906)	EA	4				•	•	•	•	4	4	
P--H	5305-984-6195	...SCREW, MACHINE: WES5206-247; (96906)	EA	4				•	•	•	•	4	5	
P--H	5310-809-8544	...WASHER, FLAT: WES2183-7; (96906)	EA	4				•	•	•	•	4	6	
P--H	5310-596-7693	...WASHER, LOCK: WES3335-31; (96906)	EA	4				•	•	•	•	4	7	
P--H		...WRT. PLAIN, HEXAGON: WES5649-62; (96906)	EA	4				•	•	•	•	4	8	
XI-E		...PANEL, BLANK: 298-4640-2; (46859)	EA	1										
P--H	5305-889-3000	...SCREW, MACHINE: WES5206-230; (96906)	EA	4				•	•	•	•	4	9	
P--H	5310-209-0788	...WASHER, LOCK: WES3335-30; (96906)	EA	4				•	•	•	•	4	10	
G--R-S		...LINE TERMINATION BUFFER ASSEMBLY, SYNCHRONOUS: SEE GROUP 21 398-6563-1; (46859)	EA	6								4	11	
G--R-S		...LINE TERMINATION BUFFER ASSEMBLY, ASYNCHRONOUS: SEE GROUP 22 398-6564-1; (46859)	EA	8								4	12	
G--R-S		...CABINET ASSEMBLY: SEE GROUP 23 397-1289-1; (46859)	EA	1								4	13	
GROUP 05 LINE TERMINATION BUFFER UNIT														
G--R-S	7440-933-9669	...LINE TERMINATION BUFFER UNIT 0A-8299(P)/FYA-10(V): 397-1289-9; (46859)	EA	V								5		

SECTION II REPAIR PARTS LIST (Continued)

(1) SNR CODE	(3) DESCRIPTION REFERENCE NUMBER & MFR. CODE	(4) UNIT OF MEAS	(5) QTY INC IN UNIT	(6) 30-DAY GS MAINT ALLOWANCE			(7) 30-DAY GS MAINT ALLOWANCE			(8) 1 YR ALM PERIOD EQUIP CNSG	(9) DEPT MAINT ALM PERIOD EQUIP	(10) ILLUSTRATIONS	
				(a)	(b)	(c)	(a)	(b)	(c)	(a)	(b)	(a)	(b)
				1-20	21-50	51-100	1-20	21-50	51-100	1-20	21-50	51-100	FIG NO.
G--H-S	..COMPONENT, PRINTED CIRCUIT ASSEMBLY: 398-7866-14; (46859)	EA	1									1	
P--H-S	..PRINTED WIRING BOARD: 398-7004-8; (46859)	EA	1				*	*	*	*			
XI-H	..MARKER, PLASTIC: 297-3630-9; (46859)	EA	1										
XI-H	..PRINTED CIRCUIT BOARD: 297-10159-1; (46859)	EA	1										
P--H-S	5895-133-9066; ..PRINTED WIRING BOARD: 398-7004-4; (46859)	EA	1				*	*	*	*			
XI-H	..MARKER, PLASTIC: 297-3630-5; (46859)	EA	1										
XI-H	..PRINTED CIRCUIT BOARD: 297-10159-1; (46859)	EA	1										
P--H-S	..PRINTED WIRING BOARD: 398-7004-12; (46859)	EA	1				*	*	*	*			
XI-H	..MARKER, PLASTIC: 297-3630-13; (46859)	EA	1										
XI-H	..PRINTED CIRCUIT BOARD: 297-10159-1; (46859)	EA	1										
P--H-S	..PRINTED WIRING BOARD: 398-7004-2; (46859)	EA	1				*	*	*	*			
XI-H	..MARKER, PLASTIC: 297-3630-3; (46859)	EA	1										
XI-H	..PRINTED CIRCUIT BOARD: 297-10159-1; (46859)	EA	1										
P--H-S	..PRINTED WIRING BOARD: 398-7004-10; (46859)	EA	1				*	*	*	*			
XI-H	..MARKER, PLASTIC: 297-3630-11; (46859)	EA	1										
XI-H	..PRINTED CIRCUIT BOARD: 297-10159-1; (46859)	EA	1										
P--H-S	5895-133-9072; ..PRINTED WIRING BOARD: 398-7004-6; (46859)	EA	1				*	*	*	*			
XI-H	..MARKER, PLASTIC: 297-3630-7; (46859)	EA	1										
XI-H	..PRINTED CIRCUIT BOARD: 297-10159-1; (46859)	EA	1										
P--H-S	..PRINTED WIRING BOARD: 398-7004-14; (46859)	EA	1				*	*	*	*			
XI-H	..MARKER, PLASTIC: 297-3630-5; (46859)	EA	1										
XI-H	..PRINTED CIRCUIT BOARD: 297-10159-1; (46859)	EA	1										
P--H-S	..PRINTED WIRING BOARD: 398-7004-1; (46859)	EA	1				*	*	*	*			
XI-H	..MARKER, PLASTIC: 297-3630-2; (46859)	EA	1										
XI-H	..PRINTED CIRCUIT BOARD: 297-10159-1; (46859)	EA	1										

SECTION II REPAIR PARTS LIST (Continued)

(1) S/N CODE	(3) DESCRIPTION REFERENCE NUMBER & MFR. CODE	(4) USABLE ON CODE	(5) UNIT OF MEAS	(5) QTY INC IN UNIT	(6) 30-DAY GS MAINT ALLOWANCE			(7) 30-DAY GS MAINT ALLOWANCE			(8) 1 YR ALW PERIOD EQUIP ENTRNY	(9) DEPOT MAINT ALW PERIOD EQUIP	(10) ILLUSTRATIONS	
					(a)	(b)	(c)	(a)	(b)	(c)			(a)	(b)
					1-20	21-50	51-100	1-20	21-50	51-100			FIG NO.	ITEM NO.
P--H-S	..PRINTED WIRING BOARD: 398-7004-9; (46859)		EA	1				•	•	•	•			
X1-H	..MARKER, PLASTIC: 297-3630-12; (46859)		EA	1										
X1-H	...PRINTED CIRCUIT BOARD: 297-10159-1; (46859)		EA	1										
P--H-S	..PRINTED WIRING BOARD: 398-7004-5; (46859)		EA	1				•	•	•	•			
X1-H	..MARKER, PLASTIC: 297-3630-6; (46859)		EA	1										
X1-H	...PRINTED CIRCUIT BOARD: 297-10159-1; (46859)		EA	1										
P--H-S	5895-133-9067 ..PRINTED WIRING BOARD: 398-7004-13; (46859)		EA	1				•	•	•	•			
X1-H	..MARKER, PLASTIC: 297-3630-14; (46859)		EA	1										
X1-H	...PRINTED CIRCUIT BOARD: 297-10159-1; (46859)		EA	1										
P--H-S	..PRINTED WIRING BOARD: 398-7004-3; (46859)		EA	1				•	•	•	•			
X1-H	..MARKER, PLASTIC: 297-3630-4; (46859)		EA	1										
X1-H	...PRINTED CIRCUIT BOARD: 297-10159-1; (46859)		EA	1										
P--H-S	5895-133-9071 ..PRINTED WIRING BOARD: 398-7004-11; (46859)		EA	1				•	•	•	•			
X1-H	..MARKER, PLASTIC: 297-3630-12; (46859)		EA	1										
X1-H	...PRINTED CIRCUIT BOARD: 297-10159-1; (46859)		EA	1										
P--H-S	..PRINTED WIRING BOARD: 398-7004-7; (46859)		EA	1				•	•	•	•			
X1-H	..MARKER, PLASTIC: 297-3630-8; (46859)		EA	1										
X1-H	...PRINTED CIRCUIT BOARD: 297-10159-1; (46859)		EA	1										
A--H-S	COMPONENT, PRINTED CIRCUIT ASSEMBLY: 398-7866-12; (46859)	B	EA	1								5	1	
P--H-S	5895-133-9066 ..PRINTED WIRING BOARD: 398-7004-4; (46859)		EA	1				•	•	•	•			
X1-H	..MARKER, PLASTIC: 297-3630-5; (46859)		EA	1										
X1-H	...PRINTED CIRCUIT BOARD: 297-10159-1; (46859)		EA	1										
P--H-S	..PRINTED WIRING BOARD: 398-7004-2; (46859)		EA	1				•	•	•	•			
X1-H	..MARKER, PLASTIC: 297-3630-3; (46859)		EA	1										
X1-H	...PRINTED CIRCUIT BOARD: 297-10159-1; (46859)		EA	1										

SECTION II REPAIR PARTS LIST (Continued)

(1) SNR CODE	(2) FEDERAL STOCK NUMBER	(3) DESCRIPTION REFERENCE NUMBER & MFR. CODE	(4) USABLE ON CODE	(5) UNIT OF MEAS IN UNIT	(6) 30-DAY DS MAINT ALLOWANCE			(7) 30-DAY GS MAINT ALLOWANCE			(8) 1 YR ALL EQUIP PER 100 CENTS	(9) DEPOT MAINT ALL EQUIP PER 100 CENTS	(10) ILLUSTRATIONS	
					(a) 1-20	(b) 21-50	(c) 51-100	(a) 1-20	(b) 21-50	(c) 51-100			(a) FIG NO.	(b) ITEM NO.
F--H-S		..PRINTED WIRING BOARD: 398-7004-14; (46859)		EA	1				•	•	•	•		
X1-H		...MARKER, PLASTIC: 297-3630-5; (46859)		EA	1									
X1-H		...PRINTED CIRCUIT BOARD: 297-10159-1; (46859)		EA	1									
F--H-S		..PRINTED WIRING BOARD: 398-7004-1; (46859)		EA	1				•	•	•	•		
X1-H		...MARKER, PLASTIC: 297-3630-2; (46859)		EA	1									
X1-H		...PRINTED CIRCUIT BOARD: 297-10159-1; (46859)		EA	1									
F--H-S		..PRINTED WIRING BOARD: 398-7004-8; (46859)		EA	1				•	•	•	•		
X1-H		...MARKER, PLASTIC: 297-3630-9; (46859)		EA	1									
X1-H		...PRINTED CIRCUIT CARD: 297-10159-1; (46859)		EA	1									
F--H-S		..PRINTED WIRING BOARD: 398-7004-3; (46859)		EA	1				•	•	•	•		
X1-H		...MARKER, PLASTIC: 297-3630-4; (46859)		EA	1									
X1-H		...PRINTED CIRCUIT BOARD: 297-10159-1; (46859)		EA	1									
F--H-S	5895-133-9072	..PRINTED WIRING BOARD: 398-7004-6; (46859)		EA	1				•	•	•	•		
X1-H		...MARKER, PLASTIC: 297-3630-7; (46859)		EA	1									
X1-H		...PRINTED CIRCUIT BOARD: 297-10159-1; (46859)		EA	1									
F--F-S		..PRINTED WIRING BOARD: 398-7004-10; (46859)		EA	1				•	•	•	•		
X1-H		...MARKER, PLASTIC: 297-3630-11; (46859)		EA	1									
X1-H		...PRINTED CIRCUIT BOARD: 297-10159-1; (46859)		EA	1									
F--H-S		..PRINTED WIRING BOARD: 398-7004-5; (46859)		EA	1				•	•	•	•		
X1-H		...MARKER, PLASTIC: 297-3630-6; (46859)		EA	1									
X1-H		...PRINTED CIRCUIT BOARD: 297-10159-1; (46859)		EA	1									
F--H-S		..PRINTED WIRING BOARD: 398-7004-9; (46859)		EA	1				•	•	•	•		
X1-H		...MARKER, PLASTIC: 297-3630-10; (46859)		EA	1									
X1-H		...PRINTED CIRCUIT BOARD: 297-10159-1; (46859)		EA	1									
F--H-S	5895-133-9074	..PRINTED WIRING BOARD: 398-7004-7; (46859)		EA	1				•	•	•	•		

SECTION II REPAIR PARTS LIST (Continued)

(1) SPL CODE	(3) DESCRIPTION REFERENCE NUMBER & MFR. CODE	(4) UNIT OF MEAS	(5) QTY INC IN UNIT	(6) 30-DAY DS MAINT ALLOWANCE			(7) 30-DAY GS MAINT ALLOWANCE			(8) 1 YR ALL PRIO EQUIP CHNGE
				(a) 1-20	(b) 21-50	(c) 51-100	(a) 1-20	(b) 21-50	(c) 51-100	
XI-H	...MARKER, PLASTIC: 297-3630-8; (46899)	EA	1							
XI-H	...PRINTED CIRCUIT BOARD: 297-10159-1; (46899)	EA	1							
P-H-S	5895-133-9071 ..PRINTED WIRING BOARD: 398-7004-11; (46899)	EA	1				*	*	*	*
XI-H	...MARKER, PLASTIC: 297-3630-12; (46899)	EA	1							
XI-H	...PRINTED CIRCUIT BOARD: 297-10159-1; (46899)	EA	1							
XI-H	..PANEL, CLOSOFF: 398-7579-1; (46899)	EA	2							
XI-H	..NUT, BUNT: 398-6842-2; (46899)	EA	1							
P-H	..NUT, PLAIN, HEXAGON: N335649-82; (96906)	EA	4				*	*	*	*
P-H	5305-984-6195 ..SCREEN, MACHINE: N335206-247; (96906)	EA	4				*	*	*	*
P-H	5310-809-8544 ..WASHER, FLAT: N327183-7; (96906)	EA	4				*	*	*	*
P-H	5310-596-7695 ..WASHER, LOCK: N33335-31; (96906)	EA	4				*	*	*	*
P-H	..NUT, PLAIN, HEXAGON: N335649-62; (96906)	EA	4				*	*	*	*
XI-H	..PANEL, BLANK: 298-4640-2; (46899)	EA	1							
P-H	5305-889-3000 ..SCREEN, MACHINE: N335206-230; (96906)	EA	4				*	*	*	*
P-H	5310-209-0788 ..WASHER, LOCK: N33335-30; (96906)	EA	4				*	*	*	*
G-H-S	..LINE TERMINATION BUFFER ASSEMBLY, SYNCHRONOUS: SEE GROUP 21 398-6563-1; (46899)	EA	23							
G-H-S	..LINE TERMINATION BUFFER ASSEMBLY, ASYNCHRONOUS: SEE GROUP 22 398-6564-1; (46899)	EA	3							
G-H-S	..CABINET ASSEMBLY: SEE GROUP 23 397-1289-1; (46899)	EA	1							
GROUP 06 LINE TERMINATION BUFFER UNIT										
G-H-S	7440-933-9669 ..LINE TERMINATION BUFFER UNIT 0A-8299(P)/7YA-10(V): 397-1289-11; (46899)	EA	7							
G-H-S	..COMPONENT, PRINTED CIRCUIT ASSEMBLY: 398-7866-14; (46899)	EA	1							
P-H-S	5895-133-9074 ..PRINTED WIRING BOARD: 398-7004-7; (46899)	EA	1				*	*	*	*

SECTION II REPAIR PARTS LIST (Continued)

(1) SHR CODE	(3) DESCRIPTION USABLE ON CODE	(4) UNIT OF MEAS	(5) QTY INC IN UNIT	(6) 30-DAY DS MAINT ALLOWANCE			(7) 30-DAY GS MAINT ALLOWANCE			(8) 1 YR ALM PER 100 EQUIP	(9) DEPOT MAINT ALM PER 100 EQUIP	(10) ILLUSTRATIONS	
				(a) 1-20	(b) 21-50	(c) 51-100	(a) 1-20	(b) 21-50	(c) 51-100			(a) FIG NO.	(b) ITEM NO.
				REFERENCE NUMBER & MFR. CODE									
XI-H	...MARKER, PLASTIC: 297-3630-8; (46859)	EA	1										
XI-H	...PRINTED CIRCUIT BOARD: 297-10159-1; (46859)	EA	1										
P-H-S	...PRINTED WIRING BOARD: 398-7004-3; (46859)	EA	1										
XI-H	...MARKER, PLASTIC: 297-3630-4; (46859)	EA	1										
XI-H	...PRINTED CIRCUIT BOARD: 297-10159-1; (46859)	EA	1										
P-H-S	5895-133-9071 ...PRINTED WIRING BOARD: 398-7004-11; (46859)	EA	1										
XI-H	...MARKER, PLASTIC: 297-3630-12; (46859)	EA	1										
XI-H	...PRINTED CIRCUIT BOARD: 297-10159-1; (46859)	EA	1										
P-H-S	...PRINTED WIRING BOARD: 398-7004-1; (46859)	EA	1										
XI-H	...MARKER, PLASTIC: 297-3630-2; (46859)	EA	1										
XI-H	...PRINTED CIRCUIT BOARD: 297-10159-1; (46859)	EA	1										
P-H-S	...PRINTED WIRING BOARD: 398-7004-9; (46859)	EA	1										
XI-H	...MARKER, PLASTIC: 297-3630-10; (46859)	EA	1										
XI-H	...PRINTED CIRCUIT BOARD: 297-10159-1; (46859)	EA	1										
P-H-S	...PRINTED WIRING BOARD: 398-7004-5; (46859)	EA	1										
XI-H	...MARKER, PLASTIC: 297-3630-6; (46859)	EA	1										
XI-H	...PRINTED CIRCUIT BOARD: 297-10159-1; (46859)	EA	1										
P-H-S	5895-133-9067 ...PRINTED WIRING BOARD: 398-7004-13; (46859)	EA	1										
XI-H	...MARKER, PLASTIC: 297-3630-14; (46859)	EA	1										
XI-H	...PRINTED CIRCUIT BOARD: 297-10159-1; (46859)	EA	1										
P-H-S	...PRINTED WIRING BOARD: 398-7004-2; (46859)	EA	1										
XI-H	...MARKER, PLASTIC: 297-3630-3; (46859)	EA	1										
XI-H	...PRINTED CIRCUIT BOARD: 297-10159-1; (46859)	EA	1										
P-H-S	...PRINTED WIRING BOARD: 398-7004-8; (46859)	EA	1										
XI-H	...MARKER, PLASTIC: 297-3630-9; (46859)	EA	1										

SECTION II REPAIR PARTS LIST (Continued)

(1) SPR CODE	(3) DESCRIPTION REFERENCE NUMBER & MFR. CODE	(4) UNIT OF MEAS	(5) QTY INC IN UNIT	(6) 30-DAY DS MAINT ALLOWANCE			(7) 30-DAY GS MAINT ALLOWANCE			(8) 1 YR ALW PERIOD EQUIP CNTGCV	(9) DEPOT MAINT ALW PERIOD EQUIP	(10) ILLUSTRATIONS	
				(a)	(b)	(c)	(a)	(b)	(c)			(a) FIG NO.	(b) ITEM NO.
				1-20	21-50	51-100	1-20	21-50	51-100				
XI-H	...PRINTED CIRCUIT BOARD: 297-10159-1; (46859)	EA	1										
P-H-S	5895-133-9066 ...PRINTED WIRING BOARD: 398-7004-4; (46859)	EA	1				*	*	*	*	*		
XI-H	...MARKER, PLASTIC: 297-3630-5; (46859)	EA	1										
XI-H	...PRINTED CIRCUIT BOARD: 297-10159-1; (46859)	EA	1										
P-H-S	...PRINTED WIRING BOARD: 398-7004-12; (46859)	EA	1				*	*	*	*	*		
XI-H	...MARKER, PLASTIC: 297-3630-13; (46859)	EA	1										
XI-H	...PRINTED CIRCUIT BOARD: 297-10159-1; (46859)	EA	1										
P-H-S	5895-133-9072 ...PRINTED WIRING BOARD: 398-7004-6; (46859)	EA	1				*	*	*	*	*		
XI-H	...MARKER, PLASTIC: 297-3630-7; (46859)	EA	1										
XI-H	...PRINTED CIRCUIT BOARD: 297-10159-1; (46859)	EA	1										
P-H-S	...PRINTED WIRING BOARD: 398-7004-10; (46859)	EA	1				*	*	*	*	*		
XI-H	...MARKER, PLASTIC: 297-3630-11; (46859)	EA	1										
XI-H	...PRINTED CIRCUIT BOARD: 297-10159-1; (46859)	EA	1										
P-H-S	...PRINTED WIRING BOARD: 398-7004-14; (46859)	EA	1				*	*	*	*	*		
XI-H	...MARKER, PLASTIC: 297-3630-15; (46859)	EA	1										
XI-H	...PRINTED CIRCUIT BOARD: 297-10159-1; (46859)	EA	1										
G-H-S	.COMPONENT, PRINTED CIRCUIT ASSEMBLY: 398-7866-13; (46859)	B	EA	1								6	1
P-H-S	5895-133-9066 ...PRINTED WIRING BOARD: 398-7004-4; (46859)	EA	1				*	*	*	*	*		
XI-H	...MARKER, PLASTIC: 297-3630-5; (46859)	EA	1										
XI-H	...PRINTED CIRCUIT BOARD: 297-10159-1; (46859)	EA	1										
P-H-S	...PRINTED WIRING BOARD: 398-7004-2; (46859)	EA	1				*	*	*	*	*		
XI-H	...MARKER, PLASTIC: 297-3630-3; (46859)	EA	1										
XI-H	...PRINTED CIRCUIT BOARD: 297-10159-1; (46859)	EA	1										
P-H-S	...PRINTED WIRING BOARD: 398-7004-12; (46859)	EA	1				*	*	*	*	*		
XI-H	...MARKER, PLASTIC: 297-3630-13; (46859)	EA	1										

SECTION II REPAIR PARTS LIST (Continued)

(1) SNR CODE	(3) DESCRIPTION USABLE ON CODE	(4) UNIT OF MEAS	(5) QTY INC IN UNIT	(6) 30-DAY GS MAINT ALLOWANCE			(7) 30-DAY GS MAINT ALLOWANCE			(8) 1 YR ALM PERIOD EQUIP CENREQ	(9) DEPOT MAINT ALM PERIOD EQUIP	(10) ILLUSTRATIONS	
				(a)	(b)	(c)	(a)	(b)	(c)			(a)	(b)
				1-20	21-50	51-100	1-20	21-50	51-100			FIG NO.	ITEM NO.
X1-H	...PRINTED CIRCUIT BOARD: 297-10159-1; (46859)	EA	1										
P--H-S	..PRINTED WIRING BOARD: 398-7004-1; (46859)	EA	1				*	*	*	*			
X1-H	...MARKER, PLASTIC: 297-3630-2; (46859)	EA	1										
X1-H	...PRINTED CIRCUIT BOARD: 297-10159-1; (46859)	EA	1										
P--H-S	..PRINTED WIRING BOARD: 398-7004-8; (46859)	EA	1				*	*	*	*			
X1-H	...MARKER, PLASTIC: 297-3630-9; (46859)	EA	1										
X1-H	...PRINTED CIRCUIT BOARD: 297-10159-1; (46859)	EA	1										
P--H-S	..PRINTED WIRING BOARD: 398-7004-3; (46859)	EA	1				*	*	*	*			
X1-H	...MARKER, PLASTIC: 297-3630-4; (46859)	EA	1										
X1-H	...PRINTED CIRCUIT BOARD: 297-10159-1; (46859)	EA	1										
P--H-S	..PRINTED WIRING BOARD: 398-7004-14; (46859)	EA	1				*	*	*	*			
X1-H	...MARKER, PLASTIC: 297-3630-15; (46859)	EA	1										
X1-H	...PRINTED CIRCUIT BOARD: 297-10159-1; (46859)	EA	1										
P--H-S	..PRINTED WIRING BOARD: 398-7004-6; (46859)	EA	1				*	*	*	*			
X1-H	...MARKER, PLASTIC: 297-3630-7; (46859)	EA	1										
X1-H	...PRINTED CIRCUIT BOARD: 297-10159-1; (46859)	EA	1										
P--H-S	..PRINTED WIRING BOARD: 398-7004-10; (46859)	EA	1				*	*	*	*			
X1-H	...MARKER, PLASTIC: 297-3630-11; (46859)	EA	1										
X1-H	...PRINTED CIRCUIT BOARD: 297-10159-1; (46859)	EA	1										
P--H-S	..PRINTED WIRING BOARD: 398-7004-5; (46859)	EA	1				*	*	*	*			
X1-H	...MARKER, PLASTIC: 297-3630-6; (46859)	EA	1										
X1-H	...PRINTED CIRCUIT BOARD: 297-10159-1; (46859)	EA	1										
P--H-S	..PRINTED WIRING BOARD: 398-7004-9; (46859)	EA	1				*	*	*	*			
X1-H	...MARKER, PLASTIC: 297-3630-10; (46859)	EA	1										
X1-H	...PRINTED CIRCUIT BOARD: 297-10159-1; (46859)	EA	1										

5895-133-9072

SECTION II REPAIR PARTS LIST (Continued)

(1) SIR CODE	(2) DESCRIPTION	(3) USABLE OR CODE	(4) UNIT OF MEAS	(5) QTY INC IN UNIT	(6) 25-DAY DS MAINT ALLOWANCE			(7) 30-DAY GS MAINT ALLOWANCE			(8) 1 YR ALM PER 100 EQUIP CONTACT	(9) DEPOT MAINT ALM PER 100 EQUIP	(10) ILLUSTRATIONS		
					(a) 1-20	(b) 21-50	(c) 51-100	(a) 1-20	(b) 21-50	(c) 51-100			(a) FIG NO.	(b) ITEM NO.	
P-H-S	5895-133-9074	..PRINTED WIRING BOARD: 398-7004-7; (46859)	EA	1				*	*	*	*	*			
XI-H		...MARKER, PLASTIC: 297-3630-8; (46859)	EA	1											
XI-H		...PRINTED CIRCUIT BOARD: 297-10159-1; (46859)	EA	1											
P-H-S	5895-133-9071	..PRINTED WIRING BOARD: 398-7004-11; (46589)	EA	1				*	*	*	*	*			
XI-H		...MARKER, PLASTIC: 297-3630-12; (46859)	EA	1											
XI-H		...PRINTED CIRCUIT BOARD: 297-10159-1; (46859)	EA	1											
XI-H		..PANEL, CLOSURE: 398-7578-1; (46859)	EA	1									6	2	
XI-H		..HINGE, BUTT: 398-6842-2; (46859)	EA	1										6	3
P-H		..NUT, FLAIN, HEXAGON: MS35649-82; (96906)	EA	4				*	*	*	*	*		6	4
P-H	5305-984-6195	..SCREW, MACHINE: MS35206-247; (96906)	EA	4				*	*	*	*	*		6	5
P-H	5310-809-8544	..WASHER, FLAT: MS27183-7; (96906)	EA	4				*	*	*	*	*		6	6
P-H	5310-596-7693	..WASHER, LOCK: MS35335-31; (96906)	EA	4				*	*	*	*	*		6	7
P-H		..NUT, FLAIN, HEXAGON: MS35649-62; (96906)	EA	4				*	*	*	*	*		6	8
XI-H		..PANEL, BLANK: 298-4640-2; (46859)	EA	1											
P-H	5305-889-3000	..SCREW, MACHINE: MS35206-230; (96906)	EA	4				*	*	*	*	*		6	9
F-H	5310-209-0788	..WASHER, LOCK: MS35335-30; (96906)	EA	4				*	*	*	*	*		6	10
G-H-S		..LINE TERMINATION BUFFER ASSEMBLY, SYNCHRONOUS: SEE GROUP 21 398-6563-1; (46859)	EA	1										6	11
G-H-S		..LINE TERMINATION BUFFER ASSEMBLY, ASYNCHRONOUS: SEE GROUP 22 398-6564-1; (46859)	EA	26										6	12
G-H-S		..CABINET ASSEMBLY: SEE GROUP 23 397-1289-1; (46859)	EA	1										6	13
GROUP 07 LINE TERMINATION BUFFER UNIT															
G-H-S	7440-933-9669	..LINE TERMINATION BUFFER UNIT GA-8299(F)/FYA-10(V): 397-1289-12; (46859)	EA	V										7	
G-H-S		..COMPONENT, PRINTED CIRCUIT ASSEMBLY: 398-7866-10; (46859)	EA	1										7	1
P-H-S		..PRINTED WIRING BOARD: 398-7004-1; (46859)	EA	1				*	*	*	*	*			

SECTION II REPAIR PARTS LIST (Continued)

(1) SME CODE	(2) FEDERAL STOCK NUMBER	(3) DESCRIPTION REFERENCE NUMBER & MFR. CODE	(4) UNIT OF MEAS	(5) QTY INC IN UNIT	(6) 30-DAY DS MAINT ALLOWANCE			(7) 30-DAY GS MAINT ALLOWANCE			(8) EQUIP PERIOD EQUIP	(9) DEPOT MAINT ALL EQUIP PERIOD EQUIP	(10) ILLUSTRATIONS	
					(a) 1-20	(b) 21-50	(c) 51-100	(a) 1-20	(b) 21-50	(c) 51-100			(a) FIG NO.	(b) FIG NO.
XI-H		...MARKER, PLASTIC: 297-3630-2; (46859)	EA	1										
XI-H		...PRINTED CIRCUIT BOARD: 297-10159-1; (46859)	EA	1										
P--H-S		...PRINTED WIRING BOARD: 398-7004-3; (46859)	EA	1				*	*	*	*	*		
XI-H		...MARKER, PLASTIC: 297-3630-4; (46859)	EA	1										
XI-H		...PRINTED CIRCUIT BOARD: 297-10159-1; (46859)	EA	1										
P--H-S		...PRINTED WIRING BOARD: 398-7004-2; (46859)	EA	1				*	*	*	*	*		
XI-H		...MARKER, PLASTIC: 297-3630-3; (46859)	EA	1										
XI-H		...PRINTED CIRCUIT BOARD: 297-10159-1; (46859)	EA	1										
P--H-S	5895-133-9074	...PRINTED WIRING BOARD: 398-7004-7; (46859)	EA	1				*	*	*	*	*		
XI-H		...MARKER, PLASTIC: 297-3630-8; (46859)	EA	1										
XI-H		...PRINTED CIRCUIT BOARD: 297-10159-1; (46859)	EA	1										
P--H-S		...PRINTED WIRING BOARD: 398-7004-5; (46859)	EA	1				*	*	*	*	*		
XI-H		...MARKER, PLASTIC: 297-3630-6; (46859)	EA	1										
XI-H		...PRINTED CIRCUIT BOARD: 297-10159-1; (46859)	EA	1										
P--F-S		...PRINTED WIRING BOARD: 398-7004-9; (46859)	EA	1				*	*	*	*	*		
XI-R		...MARKER, PLASTIC: 297-3630-10; (46859)	EA	1										
XI-H		...PRINTED CIRCUIT BOARD: 297-10159-1; (46859)	EA	1										
P--H-S	5895-133-9066	...PRINTED WIRING BOARD: 398-7004-4; (46859)	EA	1				*	*	*	*	*		
XI-H		...MARKER, PLASTIC: 297-3630-5; (46859)	EA	1										
XI-H		...PRINTED CIRCUIT BOARD: 297-10159-1; (46859)	EA	1										
P--H-S		...PRINTED WIRING BOARD: 398-7004-8; (46859)	EA	1				*	*	*	*	*		
XI-H		...MARKER, PLASTIC: 297-3630-9; (46859)	EA	1										
XI-H		...PRINTED CIRCUIT BOARD: 297-10159-1; (46859)	EA	1										

SECTION II REPAIR PARTS LIST (Continued)

(1) SME CODE	(2) FEDERAL STOCK NUMBER	(3) DESCRIPTION REFERENCE NUMBER & MFR. CODE	(4) UNIT OF MEAS USABLE OR CODE	(5) QTY INC IN UNIT	(6) 30-DAY DS MAINT ALLOWANCE			(7) 30-DAY GS MAINT ALLOWANCE			(8) 1 YR ALM PERIOD EQUIP CHNGY	(9) DEPOT MAINT ALM PERIOD EQUIP	(10) ILLUSTRATIONS	
					(a) 1-20	(b) 21-50	(c) 51-100	(a) 1-20	(b) 21-50	(c) 51-100			(a) FIG NO.	(b) ITEM NO.
					P--H-S	5895-133-9072	...PRINTED WIRING BOARD: 398-7004-6; (46859)	EA	1					
XI-H		...MARKER, PLASTIC: 297-3630-7; (46859)	EA	1										
XI-H		...PRINTED CIRCUIT BOARD: 297-10159-1; (46859)	EA	1										
P--H-S		...PRINTED WIRING BOARD: 398-7004-14; (46859)	EA	1				*	*	*	*			
XI-H		...MARKER, PLASTIC: 297-3630-15; (46859)	EA	1										
XI-H		...PRINTED CIRCUIT BOARD: 297-10159-1; (46859)	EA	1										
A--H-S		COMPONENT, PRINTED CIRCUIT ASSEMBLY: 398-7866-9; (46859)	B	EA	1								7	1
P--H-S		...PRINTED WIRING BOARD: 398-7004-2; (46859)	EA	1				*	*	*	*			
XI-H		...MARKER, PLASTIC: 297-3630-3; (46859)	EA	1										
XI-H		...PRINTED CIRCUIT BOARD: 297-10159-1; (46859)	EA	1										
P--H-S	5895-133-9066	...PRINTED WIRING BOARD: 398-7004-4; (46859)	EA	1				*	*	*	*			
XI-H		...MARKER, PLASTIC: 297-3630-5; (46859)	EA	1										
XI-H		...PRINTED CIRCUIT BOARD: 297-10159-1; (46859)	EA	1										
P--H-S		...PRINTED WIRING BOARD: 398-7004-1; (46859)	EA	1				*	*	*	*			
XI-H		...MARKER, PLASTIC: 297-3630-2; (46859)	EA	1										
XI-H		...PRINTED CIRCUIT BOARD: 297-10159-1; (46859)	EA	1										
P--H-S		...PRINTED WIRING BOARD: 398-7004-8; (46859)	EA	1				*	*	*	*			
XI-H		...MARKER, PLASTIC: 297-3630-9; (46859)	EA	1										
XI-H		...PRINTED CIRCUIT BOARD: 297-10159-1; (46859)	EA	1										
P--H-S		...PRINTED WIRING BOARD: 398-7004-3; (46859)	EA	1				*	*	*	*			
XI-H		...MARKER, PLASTIC: 297-3630-4; (46859)	EA	1										
XI-H		...PRINTED CIRCUIT BOARD: 297-10159-1; (46859)	EA	1										
P--H-S	5895-133-9072	...PRINTED WIRING BOARD: 398-7004-6; (46859)	EA	1				*	*	*	*			
XI-H		...MARKER, PLASTIC: 297-3630-7; (46859)	EA	1										

SECTION II REPAIR PARTS LIST (Continued)

(1) SNR CODE	(2) FEDERAL STOCK NUMBER	(3) DESCRIPTION REFERENCE NUMBER & MFR. CODE	(4) UNIT OF MEAS USABLE OR CODE	(5) QTY INC IN UNIT	(6) 30-DAY DS MAINT ALLOWANCE			(7) 30-DAY GS MAINT ALLOWANCE			(8) 1 YR ALW PERIOD EQUIP CMTGTY	(9) DEPOT MAINT ALW PERIOD EQUIP	(10) ILLUSTRATIONS	
					(a) 1-20	(b) 21-50	(c) 51-100	(a) 1-20	(b) 21-50	(c) 51-100			(a) FIG NO.	(b) ITEM NO.
					X1-H		...PRINTED CIRCUIT BOARD: 297-10159-1; (46859)	EA	1					
P-H-S		..PRINTED WIRING BOARD: 398-7004-14; (46859)	EA	1				*	*	*	*	*		
X1-H		...MARKER, PLASTIC: 297-3630-15; (46859)	EA	1										
X1-H		...PRINTED CIRCUIT BOARD: 297-10159-1; (46859)	EA	1										
P-H-S		..PRINTED WIRING BOARD: 398-7004-5; (46859)	EA	1				*	*	*	*	*		
X1-H		...MARKER, PLASTIC: 297-3630-6; (46859)	EA	1										
X1-H		...PRINTED CIRCUIT BOARD: 297-10159-1; (46859)	EA	1										
P-H-S	5895-133-9074	..PRINTED WIRING BOARD: 398-7004-7; (46859)	EA	1				*	*	*	*	*		
X1-H		...MARKER, PLASTIC: 297-3630-8; (46859)	EA	1										
X1-H		...PRINTED CIRCUIT BOARD: 297-10159-1; (46859)	EA	1										
X1-H		.PANEL, CLOSEOFF: 398-7578-1; (46859)	EA	9									7	2
X1-H		..HINGE, BUTT: 398-6842-2; (46859)	EA	1									7	3
P-H		..NUT, PLAIN, HEXAGON: MS35649-82; (96906)	EA	4				*	*	*	*	*	7	4
P-H	5305-984-6195	..SCREW, MACHINE: MS35206-247; (96906)	EA	4				*	*	*	*	*	7	5
P-H	5310-809-8544	..WASHER, FLAT: MS27183-7; (96906)	EA	4				*	*	*	*	*	7	6
P-H	5310-596-7693	..WASHER, LOCK: MS35335-31; (96906)	EA	4				*	*	*	*	*	7	7
P-H		..NUT, PLAIN, HEXAGON: MS35649-62; (96906)	EA	4				*	*	*	*	*	7	8
X1-H		..PANEL, BLANK: 298-4640-2; (46859)	EA	1										
P-H	5305-889-3000	..SCREW, MACHINE: MS35206-230; (96906)	EA	4				*	*	*	*	*	7	9
P-H	5310-209-0788	..WASHER, LOCK: MS35335-30; (96906)	EA	4				*	*	*	*	*	7	10
G-H-S		.LINE TERMINATION BUFFER ASSEMBLY, SYNCHRONOUS: SEE GROUP 21 398-6563-1; (46859)	EA	19									7	11
G-H-S		.CABINET ASSEMBLY: SEE GROUP 23 397-1289-1; (46859)	EA	1									7	12
GROUP 08 LINE TERMINATION BUFFER UNIT														
G-H-S	7440-933-9669	LINE TERMINATION BUFFER UNIT 04-3299(P)/FYA-10(V): 397-1289-13; (46859)	EA	V									8	

SECTION II REPAIR PARTS LIST (Continued)

(1) SNR CODE	(2) FEDERAL STOCK NUMBER	(3) DESCRIPTION REFERENCE NUMBER & MFR. CODE	(4) UNIT OF MEAS	(5) QTY INC IN UNIT	(6) 30-DAY DS MAINT ALLOWANCE			(7) 30-DAY GS MAINT ALLOWANCE			(8) 1 YR ALW PER 100 EQUIP CONTCY	(9) DEPOT MAINT ALW PER 100 EQUIP	(10) ILLUSTRATIONS	
					(a) 1-20	(b) 21-50	(c) 51-100	(a) 1-20	(b) 21-50	(c) 51-100			(a) FIG NO.	(b) ITEM NO.
G--R-S		...COMPONENT, PRINTED CIRCUIT ASSEMBLY: 398-7066-8; (46859)	A	EA	1				*	*	*	*	8	1
F--R-S		...PRINTED WIRING BOARD: 398-7004-5; (46859)		EA	1				*	*	*	*		
X1-R		...MARKER, PLASTIC: 297-3630-6; (46859)		EA	1									
X1-R		...PRINTED CIRCUIT BOARD: 297-10159-1; (46859)		EA	1									
P--R-S		...PRINTED WIRING BOARD: 398-7004-1; (46859)		EA	1				*	*	*	*		
X1-R		...MARKER, PLASTIC: 297-3630-2; (46859)		EA	1									
X1-R		...PRINTED CIRCUIT BOARD: 297-10159-1; (46859)		EA	1									
P--R-S	5895-133-9074	...PRINTED WIRING BOARD: 398-7004-7; (46859)		EA	1				*	*	*	*		
X1-R		...MARKER, PLASTIC: 297-3630-8; (46859)		EA	1									
X1-R		...PRINTED CIRCUIT BOARD: 297-10159-1; (46859)		EA	1									
P--R-S		...PRINTED WIRING BOARD: 398-7004-3; (46859)		EA	1				*	*	*	*		
X1-R		...MARKER, PLASTIC: 297-3630-4; (46859)		EA	1									
X1-R		...PRINTED CIRCUIT BOARD: 297-10159-1; (46859)		EA	1									
P--R-S	5895-133-9072	...PRINTED WIRING BOARD: 398-7004-6; (46859)		EA	1				*	*	*	*		
X1-R		...MARKER, PLASTIC: 297-3630-7; (46859)		EA	1									
X1-R		...PRINTED CIRCUIT BOARD: 297-10159-1; (46859)		EA	1									
P--R-S		...PRINTED WIRING BOARD: 398-7004-2; (46859)		EA	1				*	*	*	*		
X1-R		...MARKER, PLASTIC: 297-3630-3; (46859)		EA	1									
X1-R		...PRINTED CIRCUIT BOARD: 297-10159-1; (46859)		EA	1									
P--R-S		...PRINTED WIRING BOARD: 398-7004-14; (46859)		EA	1				*	*	*	*		
X1-R		...MARKER, PLASTIC: 297-3630-15; (46859)		EA	1									
X1-R		...PRINTED CIRCUIT BOARD: 297-10159-1; (46859)		EA	1									
P--R-S	5895-133-9066	...PRINTED WIRING BOARD: 398-7004-4; (46859)		EA	1				*	*	*	*		
X1-R		...MARKER, PLASTIC: 297-3630-5; (46859)		EA	1									

SECTION II REPAIR PARTS LIST (Continued)

(1) SNR CODE	(2) FEDERAL STOCK NUMBER	(3) DESCRIPTION REFERENCE NUMBER & MFR. CODE	(4) UNIT OF MEAS	(5) QTY IN UNIT	(6) 30-DAY DS MAINT ALLOWANCE			(7) 30-DAY GS MAINT ALLOWANCE			(8) 1 YR ALM EQUIP PERCENT	(9) DEPOT MAINT ALM EQUIP PERCENT	(10) ILLUSTRATIONS	
					(a) 1-20	(b) 21-50	(c) 51-100	(a) 1-20	(b) 21-50	(c) 51-100			(a) FIG NO.	(b) ITEM NO.
XI-H	5895-133-9066	...PRINTED CIRCUIT BOARD: 297-10159-1; (46859)	EA	1										
A-H-S		.COMPONENT, PRINTED CIRCUIT ASSEMBLY: 398-7866-7; (46859)	B	EA	1							8	1	
P-H-S		..PRINTED WIRING BOARD: 398-7004-4; (46859)		EA	1				*	*	*	*	*	
XI-H		..MARKER, PLASTIC: 297-3630-3; (46859)		EA	1									
XI-H		...PRINTED CIRCUIT BOARD: 297-10159-1; (46859)		EA	1									
P-H-S		..PRINTED WIRING BOARD: 398-7004-2; (46859)		EA	1				*	*	*	*	*	
XI-H		..MARKER, PLASTIC: 297-3630-3; (46859)		EA	1									
XI-H		...PRINTED CIRCUIT BOARD: 297-10159-1; (46859)		EA	1									
P-H-S		5895-133-9072	..PRINTED WIRING BOARD: 398-7004-6; (46859)	EA	1				*	*	*	*	*	
XI-H			..MARKER, PLASTIC: 297-3630-7; (46859)	EA	1									
XI-H	...PRINTED CIRCUIT BOARD: 297-10159-1; (46859)		EA	1										
P-H-S	..PRINTED WIRING BOARD: 398-7004-1; (46859)		EA	1					*	*	*	*	*	
XI-H	..MARKER, PLASTIC: 297-3630-2; (46859)		EA	1										
XI-H	...PRINTED CIRCUIT BOARD: 297-10159-1; (46859)		EA	1										
P-H-S	..PRINTED WIRING BOARD: 398-7004-5; (46859)		EA	1					*	*	*	*	*	
XI-H	..MARKER, PLASTIC: 297-3630-6; (46859)		EA	1										
XI-H	...PRINTED CIRCUIT BOARD: 297-10159-1; (46859)		EA	1										
P-H-S	..PRINTED WIRING BOARD: 398-7004-3; (46859)		EA	1					*	*	*	*	*	
XI-H	..MARKER, PLASTIC: 297-3630-4; (46859)	EA	1											
XI-H	...PRINTED CIRCUIT BOARD: 297-10159-1; (46859)	EA	1											
P-H-S	..PRINTED WIRING BOARD: 398-7004-14; (46859)	EA	1					*	*	*	*	*		
XI-H	..MARKER, PLASTIC: 297-3630-15; (46859)	EA	1											
XI-H	...PRINTED CIRCUIT BOARD: 297-10159-1; (46859)	EA	1											
XI-H	.PANEL, CLOSURE: 398-7578-1; (46859)		EA	13								8	2	

SECTION II REPAIR PARTS LIST (Continued)

(1) SMR CODE	(2) FEDERAL STOCK NUMBER	(3) DESCRIPTION USABLE ON CODE	(4) UNIT OF MEAS	(5) QTY INC IN UNIT	(6) 30-DAY GS MAINT ALLOWANCE			(7) 30-DAY GS MAINT ALLOWANCE			(8) 1 YR ALM PERIOD EQUIV ENVCV	(9) DEPOT MAINT ALM PERIOD EQUIV	(10) ILLUSTRATIONS	
					(a)	(b)	(c)	(a)	(b)	(c)			(a)	(b)
					1-20	21-50	51-100	1-20	21-50	51-100			FIG NO.	ITEM NO.
X1-H		..SINGE, BUTT: 398-68A2-2; (46859)	EA	1								8	3	
P--H		..NUT, FLAIN, HEXAGON: NS35649-82; (96906)	EA	4				*	*	*	*	8	4	
P--H	5305-984-6195	..SCREW, MACHINE: NS35206-247; (96906)	EA	4				*	*	*	*	8	5	
P--H	5310-809-8544	..WASHER, FLAT: NS27183-7; (96906)	EA	4				*	*	*	*	8	6	
P--H	5310-596-7693	..WASHER, LOCK: NS35335-31; (96906)	EA	4				*	*	*	*	8	7	
P--H		..NUT, FLAIN, HEXAGON: NS35649-62; (96906)	EA	4				*	*	*	*	8	8	
X1-H		..PANEL, BLANK: 298-4640-2; (46859)	EA	1										
P--H	5305-889-3000	..SCREW, MACHINE: NS35206-230; (96906)	EA	4				*	*	*	*	8	9	
P--H	5310-209-0788	..WASHER, LOCK: NS35335-30; (96906)	EA	4				*	*	*	*	8	10	
G--H-S		..LINE TERMINATION BUFFER ASSEMBLY. SEE GROUP 23 398-6564-1; (46859)	EA	15								8	11	
G--H-S		..CABINET ASSEMBLY: SEE GROUP 23 397-1289-1; (46859)	EA	1								8	12	
GROUP 09 LINE TERMINATION BUFFER UNIT														
G--H-S	7440-93-9669	..LINE TERMINATION BUFFER UNIT CA-8299(P)/FYA-10(V): 397-1289-15; (46859)	EA	1								9		
G--H-S		..COMPONENT, PRINTED CIRCUIT ASSEMBLY: 398-7866-13; (46859)	EA	1								9	1	
P--H-S		..PRINTED WIRING BOARD: 398-7004-5; (46859)	EA	1				*	*	*	*			
X1-H		...MARKER, PLASTIC: 297-3630-6; (46859)	EA	1										
X1-H		...PRINTED CIRCUIT BOARD: 297-10159-1; (46859)	EA	1										
P--H-S		..PRINTED WIRING BOARD: 398-7004-1; (46859)	EA	1				*	*	*	*			
X1-H		...MARKER, PLASTIC: 297-3630-2; (46859)	EA	1										
X1-H		...PRINTED CIRCUIT BOARD: 297-10159-1; (46859)	EA	1										
P--H-S		..PRINTED WIRING BOARD: 398-7004-14; (46859)	EA	1				*	*	*	*			
X1-H		...MARKER, PLASTIC: 297-3630-15; (46859)	EA	1										
X1-H		...PRINTED CIRCUIT BOARD: 297-10159-1; (46859)	EA	1										

SECTION II REPAIR PARTS LIST (Continued)

(1) SQR CODE	(2) FEDERAL STOCK NUMBER	(3) DESCRIPTION REFERENCE NUMBER & MFR. CODE	(4) UNIT OF MEAS	(5) QTY INC IN UNIT	(6) 30-DAY DS MAINT ALLOWANCE			(7) 30-DAY GS MAINT ALLOWANCE			(8) 1 YR ELC PERIOD EQUIP CHRGY	(9) DEPOT MAINT ALE PER 100 EQUIP	(10) ILLUSTRATIONS	
					(a)	(b)	(c)	(a)	(b)	(c)			(a)	(b)
					1-20	21-50	51-100	1-20	21-50	51-100			FIG NO.	ITEM NO.
P-H-S		...PRINTED WIRING BOARD: 398-7004-3; (46899)	EA	1				•	•	•	•			
XI-H		...MARKER, PLASTIC: 297-3630-4; (46899)	EA	1										
XI-H		...PRINTED CIRCUIT BOARD: 297-10159-1; (46899)	EA	1										
P-H-S		...PRINTED WIRING BOARD: 398-7004-9; (46899)	EA	1				•	•	•	•			
XI-H		...MARKER, PLASTIC: 297-3630-10; (46899)	EA	1										
XI-H		...PRINTED CIRCUIT BOARD: 297-10159-1; (46899)	EA	1										
P-H-S		...PRINTED WIRING BOARD: 398-7004-2; (46899)	EA	1				•	•	•	•			
XI-H		...MARKER, PLASTIC: 297-3630-3; (46899)	EA	1										
XI-H		...PRINTED CIRCUIT BOARD: 297-10159-1; (46899)	EA	1										
P-H-S	5895-133-9074	...PRINTED WIRING BOARD: 398-7004-7; (46899)	EA	1				•	•	•	•			
XI-H		...MARKER, PLASTIC: 297-3630-8; (46899)	EA	1										
XI-H		...PRINTED CIRCUIT BOARD: 297-10159-1; (46899)	EA	1										
P-H-S	5895-133-9066	...PRINTED WIRING BOARD: 398-7004-4; (46899)	EA	1				•	•	•	•			
XI-H		...MARKER, PLASTIC: 297-3630-5; (46899)	EA	1										
XI-H		...PRINTED CIRCUIT BOARD: 297-10159-1; (46899)	EA	1										
P-H-S	5895-133-9071	...PRINTED WIRING BOARD: 398-7004-11; (46899)	EA	1				•	•	•	•			
XI-H		...MARKER, PLASTIC: 297-3630-12; (46899)	EA	1										
XI-H		...PRINTED CIRCUIT BOARD: 297-10159-1; (46899)	EA	1										
P-H-S	5895-133-9072	...PRINTED WIRING BOARD: 398-7004-6; (46899)	EA	1				•	•	•	•			
XI-H		...MARKER, PLASTIC: 297-3630-7; (46899)	EA	1										
XI-H		...PRINTED CIRCUIT BOARD: 297-10159-1; (46899)	EA	1										
P-H-S		...PRINTED WIRING BOARD: 398-7004-10; (46899)	EA	1				•	•	•	•			
XI-H		...MARKER, PLASTIC: 297-3630-11; (46899)	EA	1										
XI-H		...PRINTED CIRCUIT BOARD: 297-10159-1; (46899)	EA	1										
P-H-S		...PRINTED WIRING BOARD: 398-7004-8; (46899)	EA	1				•	•	•	•			

SECTION II REPAIR PARTS LIST (Continued)

(1) SNR CODE	(2) FEDERAL STOCK NUMBER	(3) DESCRIPTION USABLE OR CODE	(4) UNIT OF MEAS	(5) QTY INC IN UNIT	(6) 30-DAY DS MAINT ALLOWANCE			(7) 30-DAY GS MAINT ALLOWANCE			(8) 1 YR ADM PERIOD EQUIV PER 100 HOURS	(9) DEPOT MAINT ALL EQUIP PER 100 EQUIP	(10) ILLUSTRATIONS	
					(a)	(b)	(c)	(a)	(b)	(c)			(a) FIG NO.	(b) ITEM NO.
					1-20	21-50	51-100	1-20	21-50	51-100				
XI-H		...MARKER, PLASTIC: 297-3630-9; (46899)	EA	1										
XI-H		...PRINTED CIRCUIT BOARD: 297-10139-1; (46899)	EA	1										
P-H-S		...PRINTED WIRING BOARD: 398-7004-12; (46899)	EA	1										
XI-H		...MARKER, PLASTIC: 297-3630-13; (46899)	EA	1										
XI-H		...PRINTED CIRCUIT BOARD: 297-10139-1; (46899)	EA	1										
XI-H		..PANEL, CLOSURE: 398-7370-1; (46899)	EA	1									9	2
XI-H		..RIDGE, MNT: 398-6842-2; (46899)	EA	1									9	3
P-H		..NUT, FLAIN, HEXAGON: N835649-82; (96906)	EA	4									9	4
P-H	5305-984-6195	..SCREW, MACHINE: N835206-247; (96906)	EA	4									9	5
P-H	5310-809-8544	..WASHER, FLAT: N827103-7; (96906)	EA	4									9	6
P-H	5310-556-7693	..WASHER, LOCK: N835335-31; (96906)	EA	4									9	7
P-H		..NUT, FLAIN, HEXAGON: N835649-62; (96906)	EA	4									9	8
XI-H		..PANEL, SLAB: 298-4640-2; (46899)	EA	1										
P-H	5305-889-3000	..SCREW, MACHINE: N835206-230; (96906)	EA	4									9	9
P-H	5310-209-0788	..WASHER, LOCK: N835355-30; (96906)	EA	4									9	10
G-H-S		..LINE TERMINATION BUFFER ASSEMBLY: SEE GROUP 22 398-6904-1; (46899)	EA	13									9	11
G-H-S		..CARTON ASSEMBLY: SEE GROUP 23 397-1289-1; (46899)	EA	1									9	12
		GROUP 10 LINE TERMINATION BUFFER UNIT												
G-H-S	7440-933-9669	..LINE TERMINATION BUFFER UNIT GA-8299(P)FYA-10(V): 397-1289-16; (46899)	EA	7									10	
G-H-S		..COMPONENT, PRINTED CIRCUIT ASSEMBLY: 398-7866-12; (46899)	EA	2									10	1
P-H-S		..PRINTED WIRING BOARD: 398-7004-3; (46899)	EA	1										
XI-H		...MARKER, PLASTIC: 297-3630-6; (46899)	EA	1										

SECTION II REPAIR PARTS LIST (Continued)

(1) SQR CODE	(2) FEDERAL STOCK NUMBER	(3) DESCRIPTION REFERENCE NUMBER & MFR. CODE	(4) UNIT OF MEAS	(5) QTY INC IN UNIT	(6) 30-DAY DS MAINT ALLOWANCE			(7) 30-DAY GS MAINT ALLOWANCE			(8) 1 YR ALU PERIOD EQUIP ENTGCV	(9) DEPOT MAINT ALU PERIOD EQUIP	(10) ILLUSTRATIONS	
					(a)	(b)	(c)	(a)	(b)	(c)			(a) FIG NO.	(b) ITEM NO.
					1-20	21-50	51-100	1-20	21-50	51-100				
XI-H		...PRINTED CIRCUIT BOARD: 297-10159-1; (46859)	EA	1										
P-H-S		...PRINTED WIRING BOARD: 398-7004-1; (46859)	EA	1				*	*	*	*	*		
XI-H		...MARKER, PLASTIC: 297-3630-2; (46859)	EA	1										
XI-H		...PRINTED CIRCUIT BOARD: 297-10159-1; (46859)	EA	1										
P-H-S		...PRINTED WIRING BOARD: 398-7004-9; (46859)	EA	1				*	*	*	*	*		
XI-H		...MARKER, PLASTIC: 297-3630-10; (46859)	EA	1										
XI-H		...PRINTED CIRCUIT BOARD: 297-10159-1; (46859)	EA	1										
P-H-S		...PRINTED WIRING BOARD: 398-7004-3; (46859)	EA	1				*	*	*	*	*		
XI-H		...MARKER, PLASTIC: 297-3630-4; (46859)	EA	1										
XI-L		...PRINTED CIRCUIT BOARD: 297-10159-1; (46859)	EA	1										
P-H-S	5895-133-9074	...PRINTED WIRING BOARD: 398-7004-7; (46859)	EA	1				*	*	*	*	*		
XI-H		...MARKER, PLASTIC: 297-3630-8; (46859)	EA	1										
XI-H		...PRINTED CIRCUIT BOARD: 297-10159-1; (46859)	EA	1										
P-H-S		...PRINTED WIRING BOARD: 398-7004-2; (46859)	EA	1				*	*	*	*	*		
XI-H		...MARKER, PLASTIC: 297-3630-3; (46859)	EA	1										
XI-H		...PRINTED CIRCUIT BOARD: 297-10159-1; (46859)	EA	1										
P-H-S	5895-133-9071	...PRINTED WIRING BOARD: 398-7004-11; (46859)	EA	1				*	*	*	*	*		
XI-H		...MARKER, PLASTIC: 297-3630-12; (46859)	EA	1										
XI-H		...PRINTED CIRCUIT BOARD: 297-10159-1; (46859)	EA	1										
P-H-S	5895-133-9066	...PRINTED WIRING BOARD: 398-7004-4; (46859)	EA	1				*	*	*	*	*		
XI-H		...MARKER, PLASTIC: 297-3630-5; (46859)	EA	1										
XI-H		...PRINTED CIRCUIT BOARD: 297-10159-1; (46859)	EA	1										
P-H-S	5895-133-9072	...PRINTED WIRING BOARD: 398-7004-6; (46859)	EA	1				*	*	*	*	*		
XI-H		...MARKER, PLASTIC: 297-3630-7; (46859)	EA	1										

SECTION II REPAIR PARTS LIST (Continued)

(1) SIR CODE	(2) FEDERAL STOCK NUMBER	(3) DESCRIPTION REFERENCE NUMBER & MFR. CODE	(4) UNIT OF MEAS	(5) QTY INC IN UNIT	(6) 30-DAY GS MAINT ALLOWANCE			(7) 30-DAY GS MAINT ALLOWANCE			(8) 1 YR ALY PERIOD EQUIP CITECH	(9) DEPOT MAINT ALY PERIOD EQUIP	(10) ILLUSTRATIONS	
					(a)	(b)	(c)	(a)	(b)	(c)			(a)	(b)
					1-20	21-50	51-100	1-20	21-50	51-100			FIG NO.	ITEM NO.
XI-R		...PRINTED CIRCUIT BOARD: 297-10159-1; (46899)	EA	1										
P-R-S		..PRINTED WIRING BOARD: 398-7004-10; (46899)	EA	1				*	*	*	*	*		
XI-R		...WASHER, PLASTIC: 297-3630-11; (46899)	EA	1										
XI-R		...PRINTED CIRCUIT BOARD: 297-10159-1; (46899)	EA	1										
P-R-S		..PRINTED WIRING BOARD: 398-7004-8; (46899)	EA	1				*	*	*	*	*		
XI-R		...WASHER, PLASTIC: 297-3630-9; (46999)	EA	1										
XI-R		...PRINTED CIRCUIT BOARD: 297-10159-1; (46899)	EA	1										
P-R-S		..PRINTED WIRING BOARD: 398-7004-14; (46899)	EA	1				*	*	*	*	*		
XI-R		...WASHER, PLASTIC: 297-3630-15; (46999)	EA	1										
XI-R		...PRINTED CIRCUIT BOARD: 297-10159-1; (46899)	EA	1										
XI-R		.PANEL, CLOSURE: 398-7578-1; (46899)	EA	4									10	2
XI-R		..KING, BUTT: 398-6842-2; (46899)	EA	1									10	3
P-R		..BUT, FLAIN, HEXAGON: M352649-82; (96906)	EA	4				*	*	*	*	*	10	4
P-R	5305-984-6195	..SCREW, MACHINE: M352806-247; (96906)	EA	4				*	*	*	*	*	10	5
P-R	5310-809-8544	..WASHER, FLAT: M327183-7; (96906)	EA	4				*	*	*	*	*	10	6
P-R	5310-596-7693	..WASHER, LOCK: M353335-31; (96906)	EA	4				*	*	*	*	*	10	7
P-R		..BUT, FLAIN, HEXAGON: M352649-62; (96906)	EA	4				*	*	*	*	*	10	8
XI-R		..PANEL, BLANK: 298-4640-2; (46899)	EA	1										
P-R	5305-889-3000	..SCREW, MACHINE: M352806-230; (96906)	EA	4				*	*	*	*	*	10	9
P-R	5310-209-0788	..WASHER, LOCK: M353335-30; (96906)	EA	4				*	*	*	*	*	10	10
O-R-S		.LINE TERMINATION BUFFER ASSEMBLY ASYNCHRONOUS; SEE GROUP 22 398-6964-1; (46899)	EA	24									10	11
O-R-S		.CABINET ASSEMBLY; SEE GROUP 23 397-1289-1; (46899)	EA	1									10	12

SECTION II REPAIR PARTS LIST (Continued)

(1) SNR CODE	(2) FEDERAL STOCK NUMBER	(3) DESCRIPTION USABLE ON CODE	(4) UNIT OF MEAS	(5) QTY INC IN UNIT	(6) 30-DAY DS MAINT ALLOWANCE			(7) 30-DAY GS MAINT ALLOWANCE			(8) 1 YR ALY PERIOD EQUIP CATEG	(9) DEPOT MAINT ALY PER 100 EQUIP	(10) ILLUSTRATIONS	
					(a)	(b)	(c)	(a)	(b)	(c)			(a) FIG NO.	(b) ITEM NO.
					1-20	21-50	51-100	1-20	21-50	51-100				
		GROUP 11 LINE TERMINATION BUFFER UNIT												
G-H-S	7440-933-9669	LINE TERMINATION BUFFER UNIT 0A-8299(P)/FYA-10(V): 397-1289-18; (46859)	EA	V									11	
G-H-S		..COMPONENT, PRINTED CIRCUIT ASSEMBLY: 398-7866-10; (46859)	EA	2									11	1
P-H-S		..PRINTED WIRING BOARD: 398-7004-5; (46859)	EA	1				*	*	*	*			
XI-H		...MARKER, PLASTIC: 297-3630-6; (46859)	EA	1										
XI-H		...PRINTED CIRCUIT BOARD: 297-10159-1; (46859)	EA	1										
P-H-S		..PRINTED WIRING BOARD: 398-7004-1; (46859)	EA	1				*	*	*	*			
XI-H		...MARKER, PLASTIC: 297-3630-2; (46859)	EA	1										
XI-H		...PRINTED CIRCUIT BOARD: 297-10159-1; (46859)	EA	1										
P-H-S		..PRINTED WIRING BOARD: 398-7004-9; (46959)	EA	1				*	*	*	*			
XI-H		...MARKER, PLASTIC: 297-3630-10; (46950)	EA	1										
XI-H		...PRINTED CIRCUIT BOARD: 297-10159-1; (46859)	EA	1										
P-H-S		..PRINTED WIRING BOARD: 398-7004-3; (46959)	EA	1				*	*	*	*			
XI-H		...MARKER, PLASTIC: 297-3630-4; (46859)	EA	1										
XI-H		...PRINTED CIRCUIT BOARD: 297-10159-1; (46859)	EA	1										
P-H-S	5895-133-9074	..PRINTED WIRING BOARD: 398-7004-7; (46859)	EA	1				*	*	*	*			
XI-H		...MARKER, PLASTIC: 297-3630-8; (46859)	EA	1										
XI-H		...PRINTED CIRCUIT BOARD: 297-10159-1; (46859)	EA	1										
P-H-S		..PRINTED WIRING BOARD: 398-7004-2; (46859)	EA	1				*	*	*	*			
XI-H		...MARKER, PLASTIC: 297-3630-3; (46859)	EA	1										
XI-H		...PRINTED CIRCUIT BOARD: 297-10159-1; (46859)	EA	1										
P-H-S		..PRINTED WIRING BOARD: 398-7004-14; (46859)	EA	1				*	*	*	*			
XI-H		...MARKER, PLASTIC: 297-3630-15; (46859)	EA	1										
XI-H		...PRINTED CIRCUIT BOARD: 297-10159-1; (46859)	EA	1										

SECTION II REPAIR PARTS LIST (Continued)

(1) SPR CODE	(2) FEDERAL STOCK NUMBER	(3) DESCRIPTION REFERENCE NUMBER & MFR. CODE	(4) USABLE ON CODE	(5) UNIT OF MEAS	(6) QTY INC IN UNIT	(6) 30-DAY GS MAINT ALLOWANCE			(7) 30-DAY GS MAINT ALLOWANCE			(8) 1 YR ALM PERIOD EQUIP CENTG	(9) DEPOT MAINT ALM PER 100 EQUIP	(10) ILLUSTRATIONS	
						(a)	(b)	(c)	(a)	(b)	(c)			(a)	(b)
						1-20	21-50	51-100	1-20	21-50	51-100			FIG NO.	ITEM NO.
P--H-S	5895-133-9066	..PRINTED WIRING BOARD: 398-7004-4; (46859)		EA	1				*	*	*	*	*		
XI-H		...MARKER, PLASTIC: 297-3630-5; (46859)		EA	1										
XI-H		...PRINTED CIRCUIT BOARD: 297-10159-1; (46859)		EA	1										
P--H-S	5895-133-9072	..PRINTED WIRING BOARD: 398-7004-6; (46859)		EA	1				*	*	*	*	*		
XI-H		...MARKER, PLASTIC: 297-3630-7; (46859)		EA	1										
XI-H		...PRINTED CIRCUIT BOARD: 297-10159-1; (46859)		EA	1										
P--H-S		..PRINTED WIRING BOARD: 398-7004-8; (46859)		EA	1				*	*	*	*	*		
XI-H		...MARKER, PLASTIC: 297-3630-9; (46859)		EA	1										
XI-H		...PRINTED CIRCUIT BOARD: 297-10159-1; (46859)		EA	1										
XI-H		.PANEL, CLOSOFF: 398-7578-1; (46859)		EA	8									11	2
XI-H		..HINGE, BUTT: 398-6842-2; (46859)		EA	1									11	3
P--H		..NUT, FLAIN, HEXAGON: NB35649-82; (96906)		EA	4				*	*	*	*	*	11	4
P--H	5305-984-6195	..SCREW, MACHINE: NB35205-247; (96906)		EA	4				*	*	*	*	*	11	5
P--H	5310-809-8544	..WASHER, FLAT: NB27183-7; (96906)		EA	4				*	*	*	*	*	11	6
P--H	5310-596-7693	..WASHER, LOCK: NB35335-31; (96906)		EA	4				*	*	*	*	*	11	7
P--H		..NUT, FLAIN, HEXAGON: NB35649-62; (96906)		EA	1				*	*	*	*	*	11	8
XI-H		..PANEL, BLANK: 298-4640-2; (46859)		EA	1										
P--H	5305-889-3000	..SCREW, MACHINE: NB35206-230; (96906)		EA	4				*	*	*	*	*	11	9
P--H	5310-209-0788	..WASHER, LOCK: NB35335-30; (96906)		EA	4				*	*	*	*	*	11	10
O--H-B		.LINE TERMINATION BUFFER ASSEMBLY, SYNCHRONOUS: SEE GROUP 21 398-6563-1; (46859)		EA	15									11	11
O--H-B		.LINE TERMINATION BUFFER ASSEMBLY, ASYNCHRONOUS: SEE GROUP 22 398-6564-1; (46859)		EA	5									11	12
O--H-B		.CABINET ASSEMBLY: SEE GROUP 23 397-1289-1; (46859)		EA	1									11	13

SECTION II REPAIR PARTS LIST (Continued)

(1) SIR CODE	(2) FEDERAL STOCK NUMBER	(3) DESCRIPTION REFERENCE NUMBER & MFR. CODE	(4) UNIT OF MEAS	(5) QTY INC IN UNIT	(6) 30-DAY DS MAINT ALLOWANCE			(7) 30-DAY GS MAINT ALLOWANCE			(8) 1 YR ALY EQUIP CONTCY	(9) REPUT MAINT ALY EQUIP PER DOC	(10) ILLUSTRATIONS	
					(a) 1-20	(b) 21-50	(c) 51-100	(a) 1-20	(b) 21-50	(c) 51-100			(a) FIG NO.	(b) ITEM NO.
					GROUP 12 LINE TERMINATION BUFFER UNIT									
C-E-S		LINE TERMINATION BUFFER UNIT 0A-8299(P)/VIA-10(V): 397-1289-19; (46899)	EA	V									12	
C-E-S		...COMPOSITE, PRINTED CIRCUIT ASSEMBLY: 398-7866-8; (46899)	EA	2									12	1
P-E-S		...PRINTED WIRING BOARD: 398-7004-5; (46899)	EA	1										
XI-E		...MARKER, PLASTIC: 297-3630-6; (46899)	EA	1										
XI-E		...PRINTED CIRCUIT BOARD: 297-10159-1; (46899)	EA	1										
P-E-S		...PRINTED WIRING BOARD: 398-7004-1; (46899)	EA	1										
XI-E		...MARKER, PLASTIC: 297-3630-2; (46899)	EA	1										
XI-E		...PRINTED CIRCUIT BOARD: 297-10159-1; (46899)	EA	1										
P-E-S	5895-133-9074	...PRINTED WIRING BOARD: 398-7004-7; (46899)	EA	1										
XI-E		...MARKER, PLASTIC: 297-3630-8; (46899)	EA	1										
XI-E		...PRINTED CIRCUIT BOARD: 297-10159-1; (46899)	EA	1										
P-E-S		...PRINTED WIRING BOARD: 398-7004-3; (46899)	EA	1										
XI-E		...MARKER, PLASTIC: 297-3630-4; (46899)	EA	1										
XI-E		...PRINTED CIRCUIT BOARD: 297-10159-1; (46899)	EA	1										
P-E-S	5895-133-9072	...PRINTED WIRING BOARD: 398-7004-6; (46899)	EA	1										
XI-E		...MARKER, PLASTIC: 297-3630-7; (46899)	EA	1										
XI-E		...PRINTED CIRCUIT BOARD: 297-10159-1; (46899)	EA	1										
P-E-S		...PRINTED WIRING BOARD: 398-7004-2; (46899)	EA	1										
XI-E		...MARKER, PLASTIC: 297-3630-3; (46899)	EA	1										
XI-E		...PRINTED CIRCUIT BOARD: 297-10159-1; (46899)	EA	1										
P-E-S		...PRINTED WIRING BOARD: 398-7004-14; (46899)	EA	1										
XI-E		...MARKER, PLASTIC: 297-3630-19; (46899)	EA	1										
XI-E		...PRINTED CIRCUIT BOARD: 297-10159-1; (46899)	EA	1										

SECTION II REPAIR PARTS LIST (Continued)

(1) SHR CODE	(2) FEDERAL STOCK NUMBER	(3) DESCRIPTION REFERENCE NUMBER & NFR. CODE	(4) UNIT OF MEAS	(5) QTY INC IN UNIT	(6) 30-DAY DS MAINT ALLOWANCE			(7) 30-DAY GS ALLOW'		(8) 1 YR ALM PERIOD EQUIP CHRGY	(9) DEPOT MAINT ALM PERIOD EQUIP	(10) ILLUSTRATIONS	
					(a)	(b)	(c)	(a)	(b)			(a) FIG NO.	(b) ITEM NO.
					1-20	21-50	100	1-20	21-50				
P--H-S	5895-133-9066	...PRINTED WIRING BOARD: 398-7004-4; (46859)	EA	1				•	•	•	•		
XI-H		...MARKER, PLASTIC: 297-3630-5; (46859)	EA	1									
XI-H		...PRINTED CIRCUIT BOARD: 297-10159-1; (46859)	EA	1									
XI-H		..PANEL, CLOSUFF: 398-7578-1; (46859)	EA	12								12	2
XI-H		..HINGE, BUTT: 398-6842-2; (46859)	EA	1								12	3
P--H		..BUT, PLAIN, HEXAGON: NS35649-82; (96906)	EA	4				•	•	•	•	12	4
P--H	5305-984-6195	..SCREW, MACHINE: NS35206-247; (96906)	EA	4				•	•	•	•	12	5
P--H	5310-809-8544	..WASHER, FLAT: NS27183-7; (96906)	EA	4				•	•	•	•	12	6
P--H	5310-596-7693	..WASHER, LOCK: NS35335-31; (96906)	EA	4				•	•	•	•	12	7
P--H		..BUT, PLAIN, HEXAGON: NS35649-62; (96906)	EA	4				•	•	•	•	12	8
XI-H		..PANEL, BLANK: 298-4640-2; (46859)	EA	1									
P--H	5305-889-3000	..SCREW, MACHINE: NS35206-230; (96906)	EA	4				•	•	•	•	12	9
P--H	5310-209-0788	..WASHER, LOCK: NS35335-30; (96906)	EA	4				•	•	•	•	12	10
G--H-S		..LINE TERMINATION BUFFER ASSEMBLY ASYNCHRONOUS: SEE GROUP 22 398-6564-1; (46859)	EA	16								12	11
G--H-S		..CABINET ASSEMBLY: SEE GROUP 23 397-1289-1; (46859)	EA	1								12	12
GROUP 13 LINE TERMINATION BUFFER UNIT													
G--H-S	7440-933-9669	..LINE TERMINATION BUFFER UNIT 0A-8299(P)/PTA-10(V): 397-1289-22; (46859)	EA	V								13	
G--H-S		..COMPONENT, PRINTED CIRCUIT ASSEMBLY: A 398-7866-12; (46859)	EA	1								13	1
P--H-S		..PRINTED WIRING BOARD: 398-7004-9; (46859)	EA	1				•	•	•	•		
XI-H		...MARKER, PLASTIC: 297-3630-10; (46859)	EA	1									
XI-H		...PRINTED CIRCUIT BOARD: 297-10159-1; (46859)	EA	1									
P--H-S		..PRINTED WIRING BOARD: 398-7004-1; (46859)	EA	1				•	•	•	•		

SECTION II REPAIR PARTS LIST (Continued)

(1) SNR CODE	(2) FEDERAL STOCK NUMBER	(3) DESCRIPTIION USABLE ON CODE	(4) UNIT OF MEAS	(5) QTY INC IN UNIT	(6) 30-DAY DS MAINT ALLOWANCE			(7) 30-DAY GS MAINT ALLOWANCE			(8) 1 YR ALY PER EQUIP	(9) DEPOT MAINT ALY PER EQUIP	(10) ILLUSTRATIONS		
					(a)	(b)	(c)	(a)	(b)	(c)			(a) FIG NO.	(b) ITEM NO.	
					1-20	21-50	51-100	1-20	21-50	51-100					
XI-N	5895-133-9071	...MARKER, PLASTIC: 297-3630-2; (46859)	EA	1											
XI-N		...PRINTED CIRCUIT BOARD: 297-10159-1; (46859)	EA	1											
P-N-S		...PRINTED WIRING BOARD: 398-7004-11; (46859)	EA	1					*	*	*	*			
XI-N		...MARKER, PLASTIC: 297-3630-12; (46859)	EA	1											
XI-N		...PRINTED CIRCUIT BOARD: 297-10159-1; (46859)	EA	1											
P-N-S		...PRINTED WIRING BOARD: 398-7004-5; (46859)	EA	1					*	*	*	*			
XI-N		...MARKER, PLASTIC: 297-3630-6; (46859)	EA	1											
XI-N		...PRINTED CIRCUIT BOARD: 297-10159-1; (46859)	EA	1											
P-N-S		...PRINTED WIRING BOARD: 398-7004-10; (46859)	EA	1					*	*	*	*			
XI-N		...MARKER, PLASTIC: 297-3630-11; (46859)	EA	1											
XI-N		...PRINTED CIRCUIT BOARD: 297-10159-1; (46859)	EA	1											
P-N-S		...PRINTED WIRING BOARD: 398-7004-3; (46859)	EA	1					*	*	*	*			
XI-N		...MARKER, PLASTIC: 297-3630-4; (46859)	EA	1											
XI-N		...PRINTED CIRCUIT BOARD: 297-10159-1; (46859)	EA	1											
P-N-S		...PRINTED WIRING BOARD: 398-7004-14; (46859)	EA	1					*	*	*	*			
XI-N	...MARKER, PLASTIC: 297-3630-15; (46859)	EA	1												
XI-N	...PRINTED CIRCUIT BOARD: 297-10159-1; (46859)	EA	1												
P-N-S	5895-133-9074	...PRINTED WIRING BOARD: 398-7004-7; (46859)	EA	1					*	*	*	*			
XI-N	...MARKER, PLASTIC: 297-3630-8; (46859)	EA	1												
XI-N	...PRINTED CIRCUIT BOARD: 297-10159-1; (46859)	EA	1												
P-N-S	...PRINTED WIRING BOARD: 398-7004-2; (46859)	EA	1					*	*	*	*				
XI-N	...MARKER, PLASTIC: 297-3630-3; (46859)	EA	1												
XI-N	...PRINTED CIRCUIT BOARD: 297-10159-1; (46859)	EA	1												
P-N-S	5895-133-9072	...PRINTED WIRING BOARD: 398-7004-6; (46859)	EA	1					*	*	*	*			

SECTION II REPAIR PARTS LIST (Continued)

(1) SHR CODE	(2) FEDERAL STOCK NUMBER	(3) DESCRIPTION REFERENCE NUMBER & MFR. CODE	(4) UNIT OF MEAS	(5) QTY INC IN UNIT	(6) 30-DAY DS MAINT ALLOWANCE			(7) 30-DAY GS MAINT ALLOWANCE			(8) 1 YR ALM PERIOD EQUIP ONTCY	(9) DEPOT MAINT ALM PERIOD EQUIP	(10) ILLUSTRATIONS	
					(a) 1-20	(b) 21-50	(c) 51-100	(a) 1-20	(b) 21-50	(c) 51-100			(a) FIG NO.	(b) ITEM NO.
X1-H		...MARKER, PLASTIC: 297-3630-7; (46859)	EA	1										
X1-H		...PRINTED CIRCUIT BOARD: 297-10159-1; (46859)	EA	1										
P--H-S	5895-133-9066	...PRINTED WIRING BOARD: 398-7004-4; (46859)	EA	1				*	*	*	*	*		
X1-H		...MARKER, PLASTIC: 297-3630-5; (46859)	EA	1										
X1-H		...PRINTED CIRCUIT BOARD: 297-10159-1; (46859)	EA	1										
P--H-S		...PRINTED WIRING BOARD: 398-7004-8; (46859)	EA	1				*	*	*	*	*		
X1-H		...MARKER, PLASTIC: 297-3630-9; (46859)	EA	1										
X1-H		...PRINTED CIRCUIT BOARD: 297-10159-1; (46859)	EA	1										
A--H-S		...COMPONENT, PRINTED CIRCUIT ASSEMBLY: 398-7866-11; (46859)	B	EA	1								13	1
P--H-S	5895-133-9066	...PRINTED WIRING BOARD: 398-7004-4; (46859)	EA	1				*	*	*	*	*		
X1-H		...MARKER, PLASTIC: 297-3630-5; (46859)	EA	1										
X1-H		...PRINTED CIRCUIT BOARD: 297 10159-1; (46859)	EA	1										
P--H-S		...PRINTED WIRING BOARD: 398-7004-2; (46859)	EA	1				*	*	*	*	*		
X1-H		...MARKER, PLASTIC: 297-3630-3; (46859)	EA	1										
X1-H		...PRINTED CIRCUIT BOARD: 297-10159-1; (46859)	EA	1										
P--H-S		...PRINTED WIRING BOARD: 398-7004-8; (46859)	EA	1				*	*	*	*	*		
X1-H		...MARKER, PLASTIC: 297-3630-9; (46859)	EA	1										
X1-H		...PRINTED CIRCUIT BOARD: 297-10159-1; (46859)	EA	1										
P--H-S		...PRINTED WIRING BOARD: 398-7004-1; (46859)	EA	1				*	*	*	*	*		
X1-H		...MARKER, PLASTIC: 297-3630-2; (46859)	EA	1										
X1-H		...PRINTED CIRCUIT BOARD: 297-10159-1; (46859)	EA	1										
P--H-S	5895-133-9072	...PRINTED WIRING BOARD: 383-7004-6; (46859)	EA	1				*	*	*	*	*		
X1-H		...MARKER, PLASTIC: 297-3630-7; (46859)	EA	1										
X1-H		...PRINTED CIRCUIT BOARD: 297-10159-1; (46859)	EA	1										

SECTION II REPAIR PARTS LIST (Continued)

(1) SHR CODE	(2) FEDERAL STOCK NUMBER	(3) DESCRIPTION REFERENCE NUMBER & MFR. CODE	(4) UNIT OF MEAS	(5) QTY INC IN UNIT	(6) 30-DAY GS MAINT ALLOWANCE			(7) 30-DAY GS MAINT ALLOWANCE			(8) 1 YR ALM PER 100 EQUIP ENTGNCY	(9) DEPT MAINT ALM PER 100 EQUIP	(10) ILLUSTRATIONS	
					(a)	(b)	(c)	(a)	(b)	(c)			(a) FIG NO.	(b) ITEM NO.
					1-20	21-50	51-100	1-20	21-50	51-100				
P--H-S		..PRINTED WIRING BOARD: 398-7004-3; (46859)	EA	1				*	*	*	*			
XI-H		...MARKER, PLASTIC: 297-3630-4; (46859)	EA	1										
XI-H		...PRINTED CIRCUIT BOARD: 297-10159-1; (46859)	EA	1										
P--H-S		..PRINTED WIRING BOARD: 398-7004-10; (46859)	EA	1				*	*	*	*			
XI-H		...MARKER, PLASTIC: 297-3630-11; (46859)	EA	1										
XI-H		...PRINTED CIRCUIT BOARD: 297-10159-1; (46859)	EA	1										
P--H-S		..PRINTED WIRING BOARD: 398-7004-5; (46859)	EA	1				*	*	*	*			
XI-H		...MARKER, PLASTIC: 297-3630-6; (46859)	EA	1										
AI-H		...PRINTED CIRCUIT BOARD: 297-10159-1; (46859)	EA	1										
P--H-S		..PRINTED WIRING BOARD: 398-7004-9; (46859)	EA	1				*	*	*	*			
XI-H		...MARKER, PLASTIC: 297-3630-10; (46859)	EA	1										
XI-H		...PRINTED CIRCUIT BOARD: 297-10159-1; (46859)	EA	1										
P--H-S	5895-133-9074	..PRINTED WIRING BOARD: 398-7004-7; (46859)	EA	1				*	*	*	*			
XI-H		...MARKER, PLASTIC: 297-3630-8; (46859)	EA	1										
XI-H		...PRINTED CIRCUIT BOARD: 297-10159-1; (46859)	EA	1										
P--H-S		..PRINTED WIRING BOARD: 398-7004-14; (46859)	EA	1				*	*	*	*			
XI-H		...MARKER, PLASTIC: 297-3630-15; (46859)	EA	1										
XI-H		...PRINTED CIRCUIT BOARD: 297-10159-1; (46859)	EA	1										
XI-H		.PANEL, CLOSBOPP: 398-7578-1; (46859)	EA	5								13	2	
XI-H		..HINGE, BUTT: 398-6842-2; (46859)	EA	1								13	3	
P--H		..NUT, FLAIN, HEXAGON: MS35649-82; (96906)	EA	4				*	*	*	*	13	4	
P--H	5305-984-6195	..SCREW, MACHINE: MS35206-247; (96906)	EA	4				*	*	*	*	13	5	
P--H	5310-809-8544	..WASHER, FLAT: MS27183-7; (96906)	EA	4				*	*	*	*	13	6	
P--H	5310-596-7693	..WASHER, LOCK: MS35335-31; (96906)	EA	4				*	*	*	*	13	7	
P--H		..NUT, FLAIN, HEXAGON: MS35649-82; (96906)	EA	4				*	*	*	*	13	8	

SECTION II REPAIR PARTS LIST (Continued)

(1) SNR CODE	(2) FEDERAL STOCK NUMBER	(3) DESCRIPTION REFERENCE NUMBER & MFR. CODE	(4) UNIT OF MEAS	(5) QTY INC IN UNIT	(6) 30-DAY DS MAINT ALLOWANCE			(7) 30-DAY GS MAINT ALLOWANCE			(8) 1 YR CALI PERIOD EQUIP MTCY	(9) DEPOT MAINT ALN PERIOD EQUIP	(10) ILLUSTRATIONS	
					(a)	(b)	(c)	(a)	(b)	(c)			(a)	(b)
					1-20	21-50	51-100	1-20	21-50	51-100			FIG NO.	ITEM NO.
XI-H		..PANEL, BLANK: 298-1640-2; (46859)	EA	1										
P-H	5305-889-3000	..SCREW, MACHINE: NS35206-230; (96906)	EA	4				*	*	*	*		13	9
P-H	5310-209-0788	..WASHER, LOCK: NS35135-30; (96906)	EA	4				*	*	*	*		12	10
G-H-S		..LINE TERMINATION BUFFER ASSEMBLY, ASYNCHRONOUS: SEE GROUP 21 398-6563-1; (46859)	EA	3									13	11
G-H-S		..LINE TERMINATION BUFFER ASSEMBLY, SYNCHRONOUS: SEE GROUP 22 398-6564-1; (46859)	EA	20									13	12
G-H-S		..CABINET ASSEMBLY: SEE GROUP 23 397-1289-1; (46859)	EA	1									13	13
		GROUP 14 LINE TERMINATION BUFFER UNIT												
G-H-S	7440-933-9669	..LINE TERMINATION BUFFER UNIT 0A-8299(P)/FYA-10(V): 397-1289-24; (46859)	EA	V									14	
G-H-S		..COMPONENT, PRINTED CIRCUIT ASSEMBLY: 398-7866-10; (46859)	B	EA	1								14	1
P-H-S	5895-133-9074	..PRINTED WIRING BOARD: 398-7004-7; (46859)		EA	1				*	*	*	*		
XI-H		..MARKER, PLASTIC: 297-3630-8; (46859)		EA	1									
XI-H		..PRINTED CIRCUIT BOARD: 297-10159-1; (46859)		EA	1									
P-H-S		..PRINTED WIRING BOARD: 398-7004-3; (46859)		EA	1				*	*	*	*		
XI-H		..MARKER, PLASTIC: 297-3630-4; (46859)		EA	1									
XI-H		..PRINTED CIRCUIT BOARD: 297-10159-1; (46859)		EA	1									
P-H-S		..PRINTED WIRING BOARD: 398-7004-9; (46859)		EA	1				*	*	*	*		
XI-H		..MARKER, PLASTIC: 297-3630-10; (46859)		EA	1									
XI-H		..PRINTED CIRCUIT BOARD: 297-10159-1; (46859)		EA	1									
P-H-S		..PRINTED WIRING BOARD: 398-7004-1; (46859)		EA	1				*	*	*	*		
XI-H		..MARKER, PLASTIC: 297-3630-2; (46859)		EA	1									
XI-H		..PRINTED CIRCUIT BOARD: 297-10159-1; (46859)		EA	1									
P-H-S		..PRINTED WIRING BOARD: 398-7004-8; (46859)		EA	1				*	*	*	*		

SECTION II REPAIR PARTS LIST (Continued)

(1) S&R CODE	(2) FEDERAL STOCK NUMBER	(3) DESCRIPTION REFERENCE NUMBER & MFR. CODE	(4) UNIT OF MEAS USABLE ON CODE	(5) QTY INC IN UNIT	(6) 30-DAY 75 MAINT ALLOWANCE			(7) 30-DAY 65 MAINT ALLOWANCE			(8) 1 YR ALW EQUIP PERIOD CRNTECH	(9) DEPOT MAINT ALW PERIOD EQUIP	(10) ILLUSTRATIONS	
					(a) 1-20	(b) 21-50	(c) 51-100	(a) 1-20	(b) 21-50	(c) 51-100			(a) FIG NO.	(b) ITER NO.
					X1-H		...MARKER, PLASTIC: 297-3630-9; (46859)	EA	1					
X1-H		...PRINTED CIRCUIT BOARD: 297-10159-1; (46859)	EA	1										
P--H-S		...PRINTED WIRING BOARD: 398-7004-5; (46859)	EF	1				*	*	*	*			
X1-H		...MARKER, PLASTIC: 297-3630-6; (46859)	EA	1										
X1-H		...PRINTED CIRCUIT BOARD: 297-10159-1; (46859)	EA	1										
P--H-S		...PRINTED WIRING BOARD: 398-7004-14; (46859)	EA	1				*	*	*	*			
X1-H		...MARKER, PLASTIC: 297-3630-15; (46859)	EA	1										
X1-H		...PRINTED CIRCUIT BOARD: 297-10159-1; (46859)	EA	1										
P--H-S		...PRINTED WIRING BOARD: 398-7004-2; (46859)	EA	1				*	*	*	*			
X1-H		...MARKER, PLASTIC: 297-3630-3; (46859)	EA	1										
X1-H		...PRINTED CIRCUIT BOARD: 297-10159-1; (46859)	EA	1										
P--H-S	5895-133-9066	...PRINTED WIRING BOARD: 398-7004-5; (46859)	EA	1				*	*	*	*			
X1-H		...MARKER, PLASTIC: 297-3630-5; (46859)	EA	1										
X1-H		...PRINTED CIRCUIT BOARD: 297-10159-1; (46859)	EA	1										
P--H-S	5895-133-9072	...PRINTED WIRING BOARD: 398-7004-6; (46859)	EA	1				*	*	*	*			
X1-H		...MARKER, PLASTIC: 297-3630-7; (46859)	EA	1										
X1-H		...PRINTED CIRCUIT BOARD: 297-10159-1; (46859)	EA	1										
A--H-S		...COMPONENT, PRINTED CIRCUIT ASSEMBLY: 398-7866-12; (46859)	EA	1									14	1
P--H-S		...PRINTED WIRING BOARD: 398-7004-5; (46859)	EA	1				*	*	*	*			
X1-H		...MARKER, PLASTIC: 297-3630-6; (46859)	EA	1										
X1-H		...PRINTED CIRCUIT BOARD: 297-10159-1; (46859)	EA	1										
P--H-S		...PRINTED WIRING BOARD: 398-7004-1; (46859)	EA	1				*	*	*	*			
X1-H		...MARKER, PLASTIC: 297-3630-2; (46859)	EA	1										
X1-H		...PRINTED CIRCUIT BOARD: 297-10159-1; (46859)	EA	1										

SECTION II REPAIR PARTS LIST (Continued)

(1) SHR CODE	(2) FEDERAL STOCK NUMBER	(3) DESCRIPTION REFERENCE NUMBER & MFR. CODE	(4) UNIT OF MEAS	(5) QTY INC IN UNIT	(6) 30-DAY DS MAINT ALLOWANCE			(7) 30-DAY GS MAINT ALLOWANCE			(8) 1 YR ALN PERIOD EQUIP CATEGY	(9) DEPOT MAINT ALN PERIOD EQUIP	(10) ILLUSTRATIONS	
					(a)	(b)	(c)	(a)	(b)	(c)			(a)	(b)
					1-20	21-50	51-100	1-20	21-50	51-100			FIG NO.	ITEM NO.
P--H-S		...PRINTED WIRING BOARD: 398-7004-9; (46859)	EA	1				*	*	*	*	*		
XI-H		...MARKER, PLASTIC: 297-3630-10; (46859)	EA	1										
XI-H		...PRINTED CIRCUIT BOARD: 297-10159-1; (46859)	EA	1										
P--H-S		...PRINTED WIRING BOARD: 398-7004-3; (46859)	EA	1				*	*	*	*	*		
XI-H		...MARKER, PLASTIC: 297-3630-4; (46859)	EA	1										
XI-H		...PRINTED CIRCUIT BOARD: 297-10159-1; (46859)	EA	1										
P--H-S	5895-133-9074	...PRINTED WIRING BOARD: 398-7004-7; (46859)	EA	1				*	*	*	*	*		
XI-H		...MARKER, PLASTIC: 297-3630-8; (46859)	EA	1										
XI-H		...PRINTED CIRCUIT BOARD: 297-10159-1; (46859)	EA	1										
P--H-S		...PRINTED WIRING BOARD: 398-7004-2; (46859)	EA	1				*	*	*	*	*		
XI-H		...MARKER, PLASTIC: 297-3630-3; (46859)	EA	1										
XI-H		...PRINTED CIRCUIT BOARD: 297-10159-1; (46859)	EA	1										
P--H-S	5895-193-9071	...PRINTED WIRING BOARD: 398-7004-11; (46859)	EA	1				*	*	*	*	*		
XI-H		...MARKER, PLASTIC: 297-3630-12; (46859)	EA	1										
XI-H		...PRINTED CIRCUIT BOARD: 297-10159-1; (46859)	EA	1										
P--H-S	5895-133-9066	...PRINTED WIRING BOARD: 398-7004-4; (46859)	EA	1				*	*	*	*	*		
XI-H		...MARKER, PLASTIC: 297-3630-5; (46859)	EA	1										
XI-H		...PRINTED CIRCUIT BOARD: 297-10159-1; (46859)	EA	1										
P--H-S	5895-133-9072	...PRINTED WIRING BOARD: 398-7004-6; (46859)	EA	1				*	*	*	*	*		
XI-H		...MARKER, PLASTIC: 297-3630-7; (46859)	EA	1										
XI-H		...PRINTED CIRCUIT BOARD: 297-10159-1; (46859)	EA	1										
P--H-S		...PRINTED WIRING BOARD: 398-7004-10; (46859)	EA	1				*	*	*	*	*		
XI-H		...MARKER, PLASTIC: 297-3630-11; (46859)	EA	1										

SECTION II REPAIR PARTS LIST (Continued)

(1) SNR CODE	(2) FEDERAL STOCK NUMBER	(3) DESCRIPTION REFERENCE NUMBER & MFR. CODE	(4) UNIT OF MEAS USABLE ON CODE	(5) QTY INC IN UNIT	(6) 30-DAY D5 MAINT ALLOWANCE			(7) 30-DAY G5 MAINT ALLOWANCE			(8) 1 YR ALY PERCENT EQUIP DMLCV	(9) DEPOT MAINT ALY PER YR EQUIP	(10) ILLUSTRATIONS	
					(a)	(b)	(c)	(a)	(b)	(c)			(a)	(b)
					1-20	21-50	51-100	1-20	21-50	51-100			FIG NO.	(b) ITEM NO.
XI-H		...PRINTED CIRCUIT BOARD: 297-10159-1; (46859)	EA	1										
P--H-S		..PRINTED WIRING BOARD: 398-7004-8; (46859)	EA	1				•	•	•	•			
XI-H		..MARKER, PLASTIC: 297-3630-9; (46859)	EA	1										
XI-H		...PRINTED CIRCUIT BOARD: 297-10159-1; (46859)	EA	1										
P--H-S		..PRINTED WIRING BOARD: 398-7004-14; (46859)	EA	1				•	•	•	•			
XI-H		..MARKER, PLASTIC: 297-3630-15; (46859)	EA	1										
XI-H		...PRINTED CIRCUIT BOARD: 297-10159-1; (46859)	EA	1										
XI-H		.PANEL, CLOSBOFF: 398-7578-1; (46859)	EA	6								14		2
XI-H		..HINGE, BUTT: 398-6842-2; (46859)	EA	1								14		3
P--H		..NUT, FLAIN, HEXAGON: M835649-82; (96906)	EA	4				•	•	•	•	•	14	4
P--H	5305-984-6195	..SCREW, MACHINE: M835206-247; (96906)	EA	4				•	•	•	•	•	14	5
P--H	5310-809-8544	..WASHER, FLAT: M827183-7; (96906)	EA	4				•	•	•	•	•	14	6
P--H	5310-596-7693	..WASHER, LOCK: M835335-31; (96906)	EA	4				•	•	•	•	•	14	7
P--H		..NUT, FLAIN, HEXAGON: M835649-62; (96906)	EA	4				•	•	•	•	•	14	8
XI-H		..PANEL, BLANK: 298-4640-2; (46859)	EA	1										
P--H	5305-889-3000	..SCREW, MACHINE: M835206-230; (96906)	EA	4				•	•	•	•	•	14	9
P--H	5310-209-0788	..WASHER, LOCK: M835335-30; (96906)	EA	4				•	•	•	•	•	14	10
G--H-S		..LINE TERMINATION BUFFER ASSEMBLY, SYNCHRONOUS: SEE GROUP 21 398-6563-1; (46859)	EA	10								14		11
G--H-S		..LINE TERMINATION BUFFER ASSEMBLY, ASYNCHRONOUS: SEE GROUP 22 398-6564-1; (46859)	EA	12								14		12
G--H-S		..CABINET ASSEMBLY: SEE GROUP 23 397-1289-1; (46859)	EA	1								14		13
G--H-S	7440-933-9669	GROUP 15 LINE TERMINATION BUFFER UNIT	EA	V								15		

SECTION II REPAIR PARTS LIST (Continued)

(1) SIR CODE	(2) FEDERAL STOCK NUMBER	(3) DESCRIPTION REFERENCE NUMBER & MFR. CODE	(4) USABLE ON CODE	(5) QTY INC IN UNIT	(6) 30-DAY GS MAINT ALLOWANCE			(7) 30-DAY GS MAINT ALLOWANCE			(8) 1 YR ALY PERIOD EQUIP CHRG	(9) DEPOT MAINT ALY PERIOD EQUIP	(10) ILLUSTRATIONS	
					(a) 1-20	(b) 21-50	(c) 51-100	(a) 1-20	(b) 21-50	(c) 51-100			(a) FIG NO.	(b) ITEM NO.
G--E-S		..COMPONENT, PRINTED CIRCUIT ASSEMBLY: ..8-7866-9; (46859)	EA	2				•	•	•	•	•	15	1
P--E-S	5895-133-9074	..PRINTED WIRING BOARD: 398-7004-7; (46859)	EA	1				•	•	•	•	•		
X1-H		..MARKER, PLASTIC: 297-3630-8; (46859)	EA	1										
X1-H		..PRINTED CIRCUIT BOARD: 297-10159-1; (46859)	EA	1										
P--E-S		..PRINTED WIRING BOARD: 398-7004-3; (46859)	EA	1				•	•	•	•	•		
X1-H		..MARKER, PLASTIC: 297-3630-4; (46859)	EA	1										
X1-H		..PRINTED CIRCUIT BOARD: 297-10159-1; (46859)	EA	1										
P--E-S		..PRINTED WIRING BOARD: 398-7004-14; (46859)	EA	1				•	•	•	•	•		
X1-H		..MARKER, PLASTIC: 297-3630-15; (46859)	EA	1										
X1-H		..PRINTED CIRCUIT BOARD: 297-10159-1; (46859)	EA	1										
P--E-S		..PRINTED WIRING BOARD: 398-7004-1; (46859)	EA	1				•	•	•	•	•		
X1-H		..MARKER, PLASTIC: 297-3630-2; (46859)	EA	1										
X1-H		..PRINTED CIRCUIT BOARD: 297-10159-1; (46859)	EA	1										
P--E-S		..PRINTED WIRING BOARD: 398-7004-3; (46859)	EA	1				•	•	•	•	•		
X1-H		..MARKER, PLASTIC: 297-3630-9; (46859)	EA	1										
X1-H		..PRINTED CIRCUIT BOARD: 297-10159-1; (46859)	EA	1										
P--E-S		..PRINTED WIRING BOARD: 398-7004-5; (46859)	EA	1				•	•	•	•	•		
X1-H		..MARKER, PLASTIC: 297-3630-6; (46859)	EA	1										
X1-H		..PRINTED CIRCUIT BOARD: 297-10159-1; (46859)	EA	1										
P--E-S		..PRINTED WIRING BOARD: 398-7004-2; (46859)	EA	1				•	•	•	•	•		
X1-H		..MARKER, PLASTIC: 297-3630-3; (46859)	EA	1										
X1-H		..PRINTED CIRCUIT BOARD: 297-10159-1; (46859)	EA	1										
P--E-S	5895-133-9066	..PRINTED WIRING BOARD: 398-7004-4; (46859)	EA	1				•	•	•	•	•		
X1-H		..MARKER, PLASTIC: 297-3630-5; (46859)	EA	1										
X1-H		..PRINTED CIRCUIT BOARD: 297-10159-1; (46859)	EA	1										

SECTION II REPAIR PARTS LIST (Continued)

(1) SNR CODE	(2) FEDERAL STOCK NUMBER	(3) DESCRIPTION REFERENCE NUMBER & MFR. CODE	(4) USABLE ON CODE	(5) UNIT OF MEAS IN UNIT	(6) 30-DAY DS MAINT ALLOWANCE			(7) 30-DAY GS MAINT ALLOWANCE			(8) 1 YR ALW PER 100 EQUIP CATG	(9) DEPOT MAINT ALW PER 100 EQUIP	(10) ILLUSTRATIONS	
					(a) 1-20	(b) 21-50	(c) 51-100	(a) 1-20	(b) 21-50	(c) 51-100			(a) FIG NO.	(b) ITEM NO.
					P-H-S	5895-133-9072	..PRINTED WIRING BOARD: 398-7004-6; (46859)		EA	1				
XI-H		...MARKER, PLASTIC: 297-3630-7; (46859)		EA	1									
XI-H		...PRINTED CIRCUIT BOARD: 297-10159-1; (46859)		EA	1									
XI-H		..PANEL, CLOSOFF: 398-7578-1; (46859)		EA	10								15	2
XI-H		..HINGE, BUTT: 398-6842-2; (46859)		EA	1								15	3
P-H		..RPT, FLAIN, HEXAGON: M35649-82; (96906)		EA	4				*	*	*	*	15	4
P-H	5305-984-6195	..SCREW, MACHINE: M35206-247; (96906)		EA	4				*	*	*	*	15	5
P-H	5310-809-8544	..WASHER, FLAT: M27183-7; (96906)		EA	4				*	*	*	*	15	6
P-H	5310-596-7693	..WASHER, LOCK: M35335-31; (96906)		EA	4				*	*	*	*	15	7
P-H		..RPT, FLAIN, HEXAGON: M35649-62; (96906)		EA	4				*	*	*	*	15	8
XI-H		..PANEL, BLANK: 298-4640-2; (46859)		EA	1									
P-H	5305-889-3000	..SCREW, MACHINE: M35206-230; (96906)		EA	4				*	*	*	*	15	9
P-H	5310-209-0788	..WASHER, LOCK: M35335-30; (96906)		EA	4				*	*	*	*	15	10
G-H-S		LINE TERMINATION BUFFER ASSEMBLY ASYNCHRONOUS: SEE GROUP 16 398-6564-1; (46859)		--	--								--	--
G-H-S		CABINET ASSEMBLY: SEE GROUP 23 397-1289-1; (46859)		EA	1								15	12
		GROUP 16 LINE TERMINATION BUFFER UNIT												
G-H-S	7440-933-9669	LINE TERMINATION BUFFER UNIT 0A-8299(P)/FYA-10(V): 397-1289-26; (46859)		EA	V								16	
G-H-S		..COMPONENT, PRINTED CIRCUIT ASSEMBLY: 398-7866-13; (46859)		EA	2								16	1
P-H-S	5895-133-9074	..PRINTED WIRING BOARD: 398-7004-7; (46859)		EA	1				*	*	*	*		
XI-H		...MARKER, PLASTIC: 297-3630-8; (46859)		EA	1									
XI-H		...PRINTED CIRCUIT BOARD: 297-10159-1; (46859)		EA	1									
P-H-S		..PRINTED WIRING BOARD: 398-7004-3; (46859)		EA	1				*	*	*	*		
XI-H		...MARKER, PLASTIC: 297-3630-4; (46859)		EA	1									

SECTION II REPAIR PARTS LIST (Continued)

(1) SHR CODE	(2) FEDERAL STOCK NUMBER	(3) DESCRIPTION REFERENCE NUMBER & MFR. CODE	(4) UNIT OF MEAS USABLE ON CODE	(5) QTY INC IN UNIT	(6) 30-DAY DS MAINT ALLOWANCE			(7) 30-DAY GS MAINT ALLOWANCE			(8) 1 YR ALY PERIOD EQUIP CONTCY	(9) REPT MAINT ALY EQUIP PERIOD	(10) ILLUSTRATIONS	
					(a) 1-20	(b) 21-50	(c) 51-100	(a) 1-20	(b) 21-50	(c) 51-100			(a) FIG NO.	(b) ITEM NO.
					X1-H	5895-133-9071	...PRINTED CIRCUIT BOARD: 297-10159-1; (46859)	EA	1					
P--H-S	...PRINTED WIRING BOARD: 398-7004-11; (46859)	EA	1					*	*	*	*	*		
X1-H	...MARKER, PLASTIC: 297-3630-12; (46859)	EA	1											
X1-H	...PRINTED CIRCUIT BOARD: 297-10159-1; (46859)	EA	1											
P--H-S	...PRINTED WIRING BOARD: 398-7004-1; (46859)	EA	1					*	*	*	*	*		
X1-H	...MARKER, PLASTIC: 297-3630-2; (46859)	EA	1											
X1-H	...PRINTED CIRCUIT BOARD: 297-10159-1; (46859)	EA	1											
P--H-S	...PRINTED WIRING BOARD: 398-7004-9; (46859)	EA	1					*	*	*	*	*		
X1-H	...MARKER, PLASTIC: 297-3630-10; (46859)	EA	1											
X1-H	...PRINTED CIRCUIT BOARD: 297-10159-1; (46859)	EA	1											
P--H-S	...PRINTED WIRING BOARD: 398-7004-5; (46859)	EA	1					*	*	*	*	*		
X1-H	...MARKER, PLASTIC: 297-3630-6; (46859)	EA	1											
X1-H	...PRINTED CIRCUIT BOARD: 297-10159-1; (46859)	EA	1											
P--H-S	...PRINTED WIRING BOARD: 398-7004-14; (46859)	EA	1					*	*	*	*	*		
X1-H	...MARKER, PLASTIC: 297-3630-15; (46859)	EA	1											
X1-H	...PRINTED CIRCUIT BOARD: 297-10159-1; (46859)	EA	1											
P--H-S	...PRINTED WIRING BOARD: 398-7004-2; (46859)	EA	1					*	*	*	*	*		
X1-H	...MARKER, PLASTIC: 297-3630-3; (46859)	EA	1											
X1-H	...PRINTED CIRCUIT BOARD: 297-10159-1; (46859)	EA	1											
P--H-S	...PRINTED WIRING BOARD: 398-7004-8; (46859)	EA	1					*	*	*	*	*		
X1-H	...MARKER, PLASTIC: 297-3630-9; (46859)	EA	1											
X1-H	...PRINTED CIRCUIT BOARD: 297-10159-1; (46859)	EA	1											
P--H-S	5895-133-9066	...PRINTED WIRING BOARD: 398-7004-4; (46859)	EA	1				*	*	*	*	*		
X1-H		...MARKER, PLASTIC: 297-3630-5; (46859)	EA	1										

SECTION II REPAIR PARTS LIST (Continued)

(1) SNR CODE	(2) FEDERAL STOCK NUMBER	(3) DESCRIPTION REFERENCE NUMBER & MFR CODE	(4) USABLE ON CODE	(5) UNIT OF MEAS	(6) QTY INC IN UNIT	(6) 30-DAY GS MAINT ALLOWANCE			(7) 30-DAY GS MAINT ALLOWANCE			(8) 1 YR ALW PER 100 EQUIP ENTGCTY	(9) DEPOT MAINT ALW PER 100 EQUIP	(10) ILLUSTRATIONS		
						(a)	(b)	(c)	(a)	(b)	(c)			(a) FIG NO	(b) ITEM NO	
						1-20	21-50	51-100	1-20	21-50	51-100					
XI-H		PRINTED CIRCUIT BOARD 297-10159-1, (46859)		EA	1											
P-H-S		PRINTED WIRING BOARD 398-7004-12, (46859)		EA	1				*	*	*	*	*			
XI-H		MARKER, PLASTIC 297-3630-13, (46859)		EA	1											
XI-H		PRINTED CIRCUIT BOARD 297-10159-1, (46859)		EA	1											
P-H-S	5895-133-9072	PRINTED WIRING BOARD 398-7004-6, (46859)		EA	1				*	*	*	*	*			
XI-H		MARKER, PLASTIC 297-3630-7, (46859)		EA	1											
XI-H		PRINTED CIRCUIT BOARD 297-10159-1, (46859)		EA	1											
P-H-S		PRINTED WIRING BOARD 398-7004-10, (46859)		EA	1				*	*	*	*	*			
XI-H		MARKER, PLASTIC 297-3630-11, (46859)		EA	1											
XI-H		PRINTED CIRCUIT BOARD 297-10159-1, (46859)		EA	1											
XI-H		PANEL, CROSSOFF 398-7578-1, (46859)		EA	2									16	2	
XI-H		HINGE, BUTT 398-6842-2, (46859)		EA	1									16	3	
P-H		BUT, FLAIN, HEXAGON M835649-82, (96906)		EA	4				*	*	*	*	*	16	4	
P-H	5305-984-6195	SCREW, MACHINE M835206-247, (96906)		EA	4				*	*	*	*	*	16	5	
P-H	5310-809-8544	WASHER, FLAT M827183-7, (96906)		EA	4				*	*	*	*	*	16	6	
P-H	5310-596-7693	WASHER, LOCK M835335-31, (96906)		EA	4				*	*	*	*	*	16	7	
P-H		BUT, FLAIN, HEXAGON M835649-62, (96906)		EA	4				*	*	*	*	*	16	8	
XI-H		PANEL, BLANK 298-4640-2, (46859)		EA	1											
P-H	5305-889-3000	SCREW, MACHINE M835206-230, (96906)		EA	4				*	*	*	*	*	16	9	
P-H	5310-209-0788	WASHER, LOCK M835335-30, (96906)		EA	4				*	*	*	*	*	16	10	
G-B-S		LINE TERMINATION BUFFER ASSEMBLY, SYNCHRONOUS SEE GROUP 21 398-6563-1, (46859)		EA	26									16	11	
G-B-S		CABINET ASSEMBLY SEE GROUP 23 397-1289-1, (46859)		EA	1									16	12	

SECTION II REPAIR PARTS LIST (Continued)

(1) SNR CODE	(2) FEDERAL STOCK NUMBER	(3) DESCRIPTION USABLE ON CODE	(4) UNITY OF MEAS	(5) QTY INC IN UNIT	(6) 30-DAY DS MAINT ALLOWANCE			(7) 30-DAY GS MAINT ALLOWANCE			(8) 1 YR ALU EQUIP PER 100 EQUIP	(9) REPT MAINT ALU EQUIP	(10) ILLUSTRATIONS	
					(a)	(b)	(c)	(a)	(b)	(c)			(a)	(b)
					1-20	21-50	51-100	1-20	21-50	51-100			FIG NO	ITEM NO
		GROUP 17 LINE TERMINATION BUFFER UNIT												
G--H-S	7440-933-9669	LINE TERMINATION BUFFER UNIT 0A-8299(P)/FYA-10(V) 397-1209-27, (46859)	EA	V									17	
G--H-S		COMPONENT, PRINTED CIRCUIT ASSEMBLY A 398-7066-13, (46859)	EA	4									17	1
P--H-S	5895-133-9071	PRINTED WIRING BOARD 398-7004-11, (46859)	EA	1				*	*	*	*	*		
X1-H		MARKER, PLASTIC 297-3630-12, (46859)	EA	1										
X1-H		PRINTED CIRCUIT BOARD 297-10159-1, (46859)	EA	1										
P--H-S		PRINTED WIRING BOARD 398-7004-3, (46859)	EA	1				*	*	*	*	*		
X1-H		MARKER, PLASTIC 297-3630-4, (46859)	EA	1										
X1-H		PRINTED CIRCUIT BOARD 297-10159-1, (46859)	EA	1										
P--H-S		PRINTED WIRING BOARD 398-7004-14, (46859)	EA	1				*	*	*	*	*		
X1-H		MARKER, PLASTIC 297-3630-15, (46859)	EA	1										
X1-H		PRINTED CIRCUIT BOARD 297-10159-1, (46859)	EA	1										
P--H-S		PRINTED WIRING BOARD 398-7004-1, (46859)	EA	1				*	*	*	*	*		
X1-H		MARKER, PLASTIC 297-3630-2, (46859)	EA	1										
X1-H		PRINTED CIRCUIT BOARD 297-10159-1, (46859)	EA	1										
P--H-S		PRINTED WIRING BOARD 398-7004-12, (46859)	EA	1				*	*	*	*	*		
X1-H		MARKER, PLASTIC 297-3630-13, (46859)	EA	1										
X1-H		PRINTED CIRCUIT BOARD 297-10159-1, (46859)	EA	1										
P--H-S	5895-133-9074	PRINTED WIRING BOARD 398-7004-7, (46859)	EA	1				*	*	*	*	*		
X1-H		MARKER, PLASTIC 297-3630-8, (46859)	EA	1										
X1-H		PRINTED CIRCUIT BOARD 297-10159-1, (46859)	EA	1										
P--H-S		PRINTED WIRING BOARD 398-7004-2, (46859)	EA	1				*	*	*	*	*		
X1-H		MARKER, PLASTIC; 297-3630-3, (46859)	EA	1										
X1-H		PRINTED CIRCUIT BOARD 297-10159-1, (46859)	EA	1										

SECTION II REPAIR PARTS LIST (Continued)

(1) SHR CODE	(2) FEDERAL STOCK NUMBER	(3) DESCRIPTION REFERENCE NUMBER & MFR CODE	(4) UNIT OF MEAS	(5) QTY INC IN UNIT	(6) 30-DAY GS MAINT ALLOWANCE			(7) 30-DAY GS MAINT ALLOWANCE			(8) 1 YR ALM PERIOD EQUIP CONV	(9) DEPOT MAINT ALM PER 100 EQUIP	(10) ILLUSTRATIONS	
					(a) 1-20	(b) 21-50	(c) 51-100	(a) 1-20	(b) 21-50	(c) 51-100	(a) FIG NO	(b) ITEM NO		
P-H-S		PRINTED WIRING BOARD 398-7004-5, (46859)	EA	1				*	*	*	*			
X1-H		MARKER, PLASTIC 297-3630-6, (46859)	EA	1										
X1-H		PRINTED CIRCUIT BOARD 297-10159-1, (46859)	EA	1										
P-H-S		PRINTED WIRING BOARD 398-7004-9, (46859)	EA	1				*	*	*	*			
X1-H		MARKER, PLASTIC 297-3630-10, (46859)	EA	1										
X1-H		PRINTED CIRCUIT BOARD 297-10159-1, (46859)	EA	1										
P-H-S	5895-133-9066	PRINTED WIRING BOARD 398-7004-4, (46859)	EA	1				*	*	*	*			
X1-H		MARKER, PLASTIC 297-3630-5, (46859)	EA	1										
X1-H		PRINTED CIRCUIT BOARD 297-10159-1, (46859)	EA	1										
P-H-S		PRINTED WIRING BOARD 398-7004-8, (46859)	EA	1				*	*	*	*			
X1-H		MARKER, PLASTIC 297-3630-9, (46859)	EA	1										
X1-H		PRINTED CIRCUIT BOARD 297-10159-1, (46859)	EA	1										
P-H-S	5895-133-9072	PRINTED WIRING BOARD 398-7004-6, (46859)	EA	1				*	*	*	*			
X1-H		MARKER, PLASTIC 297-3630-7, (46859)	EA	1										
X1-H		PRINTED CIRCUIT BOARD 297-10159-1, (46859)	EA	1										
P-H-S		PRINTED WIRING BOARD 398-7004-10, (46859)	EA	1				*	*	*	*			
X1-H		MARKER, PLASTIC 297-3630-11, (46859)	EA	1										
X1-H		PRINTED CIRCUIT BOARD 297-10159-1 (46859)	EA	1										
A-H-S		COMPONENT, PRINTED CIRCUIT ASSEMBLY 398-7866-12, (46859)	B	EA	1							17	1	
P-H-S	5895-133-9074	PRINTED WIRING BOARD 398-7004-7, (46859)	EA	1				*	*	*	*			
X1-H		MARKER, PLASTIC 297-3630-8, (46859)	EA	1										
X1-H		PRINTED CIRCUIT BOARD 297-10159-1, (46859)	EA	1										
P-H-S		PRINTED WIRING BOARD 398-7004-3, (46859)	EA	1				*	*	*	*			
X1-H		MARKER, PLASTIC 297-3630-4, (46859)	EA	1										

SECTION II REPAIR PARTS LIST (Continued)

(1) SIB CODE	(2) FEDERAL STOCK NUMBER	(3) DESCRIPTION REFERENCE NUMBER & MFR CODE	(4) USABLE ON CODE	(5) UNIT OF MEAS UNIT	(6) 30-DAY GS MAINT ALLOWANCE	(7) 30-DAY GS MAINT ALLOWANCE			(8) 1 YR ALY PERIOD EQUIP ENTRICK	(9) DEPOT MAINT ALY PERIOD EQUIP	(10) ILLUSTRATIONS				
						(a)	(b)	(c)			(a)	(b)	(c)	(a)	(b)
						1-20	21-50	51-100			1-20	21-50	51-100	FIG NO	ITEM NO
X1-H		PRINTED CIRCUIT BOARD 297-10159-1, (46859)		EA	1										
P--H-S	5895-133-9071	PRINTED WIRING BOARD 398-1004-11, (46859)		EA	1			*	*	*	*				
X1-H		MARCB, PLASTIC 297-3630-12, (46859)		EA	1										
X1-H		PRINTED CIRCUIT BOARD 297-10159-1, (46859)		EA	1										
P--H-S		PRINTED WIRING BOARD 398-1004-1, (46859)		EA	1			*	*	*	*				
X1-H		MARCB, PLASTIC 297-3630-2, (46859)		EA	1										
X1-H		PRINTED CIRCUIT BOARD 297-10159-1, (46859)		EA	1										
P--H-S		PRINTED WIRING BOARD 398-1004-9, (46859)		EA	1			*	*	*	*				
X1-H		MARCB, PLASTIC 297-3630-10, (46859)		EA	1										
X1-H		PRINTED CIRCUIT BOARD 297-10159-1, (46859)		EA	1										
P--H-S		PRINTED WIRING BOARD 398-1004-5, (46859)		EA	1			*	*	*	*				
X1-H		MARCB, PLASTIC 297-3630-6, (46859)		EA	1										
X1-H		PRINTED CIRCUIT BOARD 297-10159-1, (46859)		EA	1										
P--H-S		PRINTED WIRING BOARD 398-1004-14, (46859)		EA	1			*	*	*	*				
X1-H		MARCB, PLASTIC 297-3630-15, (46859)		EA	1										
X1-H		PRINTED CIRCUIT BOARD 297-10159-1, (46859)		EA	1										
P--H-S		PRINTED WIRING BOARD 398-1004-2, (46859)		EA	1			*	*	*	*				
X1-H		MARCB, PLASTIC 297-3630-3, (46859)		EA	1										
X1-H		PRINTED CIRCUIT BOARD 297-10159-1, (46859)		EA	1										
P--H-S		PRINTED WIRING BOARD 398-1004-8, (46859)		EA	1			*	*	*	*				
X1-H		MARCB, PLASTIC 297-3630-9, (46859)		EA	1										
X1-H		PRINTED CIRCUIT BOARD 297-10159-1, (46859)		EA	1										
P--H-S		PRINTED WIRING BOARD 398-1004-1, (46859)		EA	1			*	*	*	*				
X1-H		MARCB, PLASTIC 297-3630-5, (46859)		EA	1										

SECTION II REPAIR PARTS LIST (Continued)

(1) SNR CODE	(2) FEDERAL STOCK NUMBER	(3) DESCRIPTION REFERENCE NUMBER & MFR CODE	(4) UNIT OF MEAS	(5) QTY INC IN UNIT	(6) 30-DAY DS MAINT ALLOWANCE			(7) 30-DAY GS MAINT ALLOWANCE			(8) 1 YR ALM PERIOD EQUIP CONTNGY	(9) DEPOT MAINT ALM PERIOD EQUIP	(10) ILLUSTRATIONS	
					(a)	(b)	(c)	(a)	(b)	(c)			(a)	(b)
					1-20	21-50	51-100	1-20	21-50	51-100			FIG NO	ITER NO
XI-H		PRINTED CIRCUIT BOARD 297-10159-1, (46859)	EA	1										
P-H-S		PRINTED WIRING BOARD 398-7004-10, (46859)	EA	1				*	*	*	*	*		
XI-H		MARKER, PLASTIC 297-3630-11, (46859)	EA	1										
XI-H		PRINTED CIRCUIT BOARD 297-10159-1, (46859)	EA	1										
P-H-S	5895-133-9072	PRINTED WIRING BOARD 398-7004-6, (46859)	EA	1				*	*	*	*	*		
XI-H		MARKER, PLASTIC 297-3630-7, (46859)	EA	1										
XI-H		PRINTED CIRCUIT BOARD 297-10159-1, (46859)	EA	1										
XI-H		PANEL, CLOSOFF 398-7578-1, (46859)	EA	3									17	2
XI-H		HINGE, BUTT 398-6842-2, (46859)	EA	1									17	3
P-H		NUT, FLAIN, HEXAGON ME33540-82, (96906)	EA	4				*	*	*	*	*	17	4
P-H	5305-984-6195	SCREW, MACHINE ME35206-27, (96906)	EA	4				*	*	*	*	*	17	5
P-H	5310-809-8544	WASHER, FLAT ME27183-7, (96906)	EA	4				*	*	*	*	*	17	6
P-H	5310-596-7693	WASHER, LOCK ME35335-31, (96906)	EA	4				*	*	*	*	*	17	7
P-H		NUT, FLAIN, HEXAGON ME35649-62, (96906)	EA	4				*	*	*	*	*	17	8
XI-H		PANEL, BLANK 298-4640-2, (46859)	EA	1										
P-H	5305-889-3000	SCREW, MACHINE ME35206-230, (96906)	EA	4				*	*	*	*	*	17	9
P-H	5310-209-0778	WASHER, LOCK ME35335-30, (96906)	EA	4				*	*	*	*	*	17	10
G-H-S		LINE TERMINATION BUFFER ASSEMBLY, SYNCHRONOUS SEE GROUP 21 398-6563-1, (46859)	EA	25									17	11
G-H-S		CABINET ASSEMBLY SEE GROUP 23 397-1289-1, (46859)	EA	1									17	12
GROUP 18 LINE TERMINATION BUFFER UNIT														
G-H-S	7440-933-9669	LINE TERMINATION BUFFER UNIT GA-8299(V)/FYA-10(V) 397-1289-28, (46859)	EA	V									18	
G-H-S		COMPONENT, PRINTED CIRCUIT ASSEMBLY 398-7866-10, (46859)	EA	1									18	1

SECTION II REPAIR PARTS LIST (Continued)

(1) SHR CODE	(2) FEDERAL STOCK NUMBER	(3) DESCRIPTION REFERENCE NUMBER & MFR CODE	(4) UNITY OF MEAS	(5) QTY INC IN UNIT	(6) 30-DAY DS MAINT ALLOWANCE			(7) 30-DAY GS MAINT ALLOWANCE			(8) 1 YR ALW PERIOD EQUIP CONTCY	(9) DEPOT MAINT ALW PERIOD EQUIP	(10) ILLUSTRATIONS		
					(a) 1-20	(b) 21-50	(c) 51-100	(a) 1-20	(b) 21-50	(c) 51-100			(a) FIG NO	(b) ITEM NO	
P--H-S	5895-133-9074	PRINTED WIRING BOARD 398-7004-7, (46859)	EA	1				*	*	*	*	*			
X1-H		MARKER, PLASTIC 297-3630-8 (46859)	EA	1											
X1-H		PRINTED CIRCUIT BOARD 297-10159-1, (46859)	EA	1											
P--H-S		PRINTED WIRING BOARD 398-7004-3, (46859)	EA	1					*	*	*	*	*		
X1-H		MARKER, PLASTIC 297-3630-4, (46859)	EA	1											
X1-H		PRINTED CIRCUIT BOARD 297-10159-1, (46859)	EA	1											
P--H-S		PRINTED WIRING BOARD 398-7004-9 (46859)	EA	1					*	*	*	*	*		
X1-H		MARKER PLASTIC 297-3630-10 (46859)	EA	1											
X1-H		PRINTED CIRCUIT BOARD 297-10159-1 (46859)	EA	1											
P--H-S		PRINTED WIRING BOARD 398-7004-1 (46859)	EA	1					*	*	*	*	*		
X1-H		MARKER, PLASTIC 297-3630-2, (46859)	EA	1											
X1-H		PRINTED CIRCUIT BOARD 297-10159-1 (46859)	EA	1											
P--H-S		PRINTED WIRING BOARD 398-7004-8, (46859)	EA	1					*	*	*	*	*		
X1-H		MARKER, PLASTIC 297-3630-9 (46859)	EA	1											
X1-H		PRINTED CIRCUIT BOARD 297-10159-1 (46859)	EA	1											
P--H-S		PRINTED WIRING BOARD 398-7004-5, (46859)	EA	1					*	*	*	*	*		
X1-H		MARKER, PLASTIC 297-3630-6, (46859)	EA	1											
X1-H		PRINTED CIRCUIT BOARD 297-10159-1 (46859)	EA	1											
P--H-S		PRINTED WIRING BOARD 398-7004-14, (46859)	EA	1					*	*	*	*	*		
X1-H		MARKER, PLASTIC 297-3630-15, (46859)	EA	1											
X1-H		PRINTED CIRCUIT BOARD 297-10159-1 (46859)	EA	1											
P--H-S		PRINTED WIRING BOARD 398-7004-2, (46859)	EA	1					*	*	*	*	*		
X1-H		MARKER, PLASTIC 297-3630-3, (46859)	EA	1											
X1-H		PRINTED CIRCUIT BOARD 297-10159-1, (46859)	EA	1											

SECTION II REPAIR PARTS LIST (Continued)

(1) SHR CODE	(2) FEDERAL STOCK NUMBER	(3) DESCRIPTION REFERENCE NUMBER & MFR CODE	(4) UNIT OF MEAS	(5) QTY INC IN UNIT	(6) 30-DAY DS MAINT ALLOWANCE			(7) 30-DAY GS MAINT ALLOWANCE			(8) 1 YR ALU PER 100 EQUIP	(9) DEPOT MAINT ALU PER 100 EQUIP	(10) ILLUSTRATIONS	
					(a) 1-20	(b) 21-50	(c) 51-100	(a) 1-20	(b) 21-50	(c) 51-100			(a) FIG NO	(b) ITEM NO
P-H-S	5895-133-9066	PRINTED WIRING BOARD 398-7004-4, (46859)	EA	1				•	•	•	•			
XI-H		MARKER, PLASTIC 297-3630-5, (46859)	EA	1										
XI-H		PRINTED CIRCUIT BOARD 297-10159-1, (46859)	EA	1										
P-H-S	5895-133-9072	PRINTED WIRING BOARD 398-7004-6, (46859)	EA	1				•	•	•	•			
XI-H		MARKER, PLASTIC 297-3630-7, (46859)	EA	1										
XI-H		PRINTED CIRCUIT BOARD 297-10159-1 (46859)	EA	1										
XI-H		PANEL, CLOSEOFF 398-7578-1 (46859)	EA	4								18	2	
XI-H		HINGE, BUTT 398-6842-2, (46859)	EA	1								18	3	
P-H		NUT, FLAIN, HEXAGON M35649-82, (96906)	EA	4				•	•	•	•	18	4	
P-H	5305-984-6195	SCREW, MACHINE M35206-247, (96906)	EA	4				•	•	•	•	18	5	
P-H	5310-809-8544	WASHER, FLAT M327183-7 (96906)	EA	4				•	•	•	•	18	6	
P-H	5310-596-7693	WASHER, LOCK M35335-31, (96906)	EA	4				•	•	•	•	18	7	
P-H		NUT, FLAIN, HEXAGON M35649-62 (96906)	EA	4				•	•	•	•	18	8	
XI-H		PANEL, BLANK 298-4640-2 (46859)	EA	1										
P-H	5305-889-3000	SCREW, MACHINE M35206-230, (96906)	EA	4				•	•	•	•	18	9	
P-H	5310-209-0788	WASHER, LOCK M35335-30, (96906)	EA	4				•	•	•	•	18	10	
G-H-S		LINE TERMINATION BUFFER ASSEMBLY, ASYNCHRONOUS SEE GROUP 22 398-6564-1 (46859)	EA	10								18	11	
G-H-S		CABINET ASSEMBLY SEE GROUP 23 397-1289-1, (46859)	EA	1								18	12	
		GROUP 19 LINE TERMINATION BUFFER UNIT												
G-H-S	7440-933-9669	LINE TERMINATION BUFFER UNIT GA-8299(P)/FYA-10(V) 397-1289-29, (46859)	EA	7								19		
G-H-S		COMPONENT, PRINTED CIRCUIT ASSEMBLY 398-7866-9, (46859)	EA	1								19	1	
P-H-S	5895-133-9074	PRINTED WIRING BOARD 398-7004-7, (46859)	EA	1				•	•	•	•			

SECTION II REPAIR PARTS LIST (Continued)

(1) SMR CODE	(2) FEDERAL STOCK NUMBER	(3) DESCRIPTION REFERENCE NUMBER & MFR. CODE	(4) UNIT OF MEAS	(5) QTY INC IN UNIT	(6) 30-DAY DS MAINT ALLOWANCE			(7) 30-DAY GS MAINT ALLOWANCE			(8) 1 YR ALM PERIOD EQUIP DWTY	(9) DEPOT MAINT ALM PERIOD EQUIP	(10) ILLUSTRATIONS	
					(a)	(b)	(c)	(a)	(b)	(c)			(a)	(b)
					1-20	21-50	51-100	1-20	21-50	51-100			FIG NO.	ITER NO.
X1-H		...MARKER, PLASTIC: 297-3630-8; (46859)	EA	1										
X1-H		...PRINTED CIRCUIT BOARD: 297-10159-1; (46859)	EA	1										
P--H-S		...PRINTED WIRING BOARD: 398-7004-3; (46859)	EA	1				*	*	*	*	*		
X1-H		...MARKER, PLASTIC: 297-3630-4; (46859)	EA	1										
X1-H		...PRINTED CIRCUIT BOARD: 297-10159-1; (46859)	EA	1										
P--H-S		...PRINTED WIRING BOARD: 398-7004-14; (46859)	EA	1				*	*	*	*	*		
X1-H		...MARKER, PLASTIC: 297-3630-15; (46859)	EA	1										
X1-H		...PRINTED CIRCUIT BOARD: 297-10159-1; (46859)	EA	1										
P--H-S		...PRINTED WIRING BOARD: 398-7004-1; (46859)	EA	1				*	*	*	*	*		
X1-H		...MARKER, PLASTIC: 297-3630-2; (46859)	EA	1										
X1-H		...PRINTED CIRCUIT BOARD: 297-10159-1; (46859)	EA	1										
P--H-S		...PRINTED WIRING BOARD: 398-7004-8; (46859)	EA	1				*	*	*	*	*		
X1-H		...MARKER, PLASTIC: 297-3630-9; (46859)	EA	1										
X1-H		...PRINTED CIRCUIT BOARD: 297-10159-1; (46859)	EA	1										
P--H-S		...PRINTED WIRING BOARD: 398-7004-5; (46859)	EA	1				*	*	*	*	*		
X1-H		...MARKER, PLASTIC: 297-3630-6; (46859)	EA	1										
X1-H		...PRINTED CIRCUIT BOARD: 297-10159-1; (46859)	EA	1										
P--H-S		...PRINTED WIRING BOARD: 398-7004-2; (46859)	EA	1				*	*	*	*	*		
X1-H		...MARKER, PLASTIC: 297-3630-3; (46859)	EA	1										
X1-H		...PRINTED CIRCUIT BOARD: 297-10159-1; (46859)	EA	1										
P--H-S	5895-133-9066	...PRINTED WIRING BOARD: 398-7004-4; (46859)	EA	1				*	*	*	*	*		
X1-H		...MARKER, PLASTIC: 297-3630-5; (46859)	EA	1										
X1-H		...PRINTED CIRCUIT BOARD: 297-10159-1; (46859)	EA	1										
P--H-S	5895-133-9072	...PRINTED WIRING BOARD: 398-7004-6; (46859)	EA	1				*	*	*	*	*		
X1-H		...MARKER, PLASTIC: 297-3630-7; (46859)	EA	1										

SECTION II REPAIR PARTS LIST (Continued)

(1) SFR CODE	(2) FEDERAL STOCK NUMBER	(3) DESCRIPTION REFERENCE NUMBER & MFR CODE	(4) UNIT OF MEAS	(5) QTY INC IN UNIT	(6) 30-DAY 05 MAINT ALLOWANCE			(7) 30-DAY 65 MAINT ALLOWANCE			(8) 1 YR ALW EQUIP PER 100 EQUIP	(9) DEPOT MAINT ALW PER 100 EQUIP	(10) ILLUSTRATIONS	
					(a) 1-20	(b) 21-50	(c) 51-100	(a) 1-20	(b) 21-50	(c) 51-100			(a) FIG NO	(b) ITEM NO
XI-H		PRINTED CIRCUIT BOARD 297-10159-1, (46859)	EA	1										
XI-H		PANEL, CLOSOFF 398-7578-1, (46859)	EA	5								19	2	
XI-H		RING, BUFF 398-6842-2, (46859)	EA	1								19	3	
P-H		NUT, FLAIN, HEXAGON: NB35549-82, (96906)	EA	4				•	•	•	•	•	19	4
P-H	5305-984-6195	SCREW, MACHINE NP35206-247, (96906)	EA	4				•	•	•	•	•	19	5
P-H	5310-809-8544	WASHER, FLAT NB27183-7, (96906)	EA	4				•	•	•	•	•	19	6
P-H	5310-596-7693	WASHER, LOCK NB35335-31, (96906)	EA	4				•	•	•	•	•	19	7
P-H		NUT, FLAIN, HEXAGON NB35649-62, (96906)	EA	4				•	•	•	•	•	19	8
XI-H		PANEL, BLANK 298-4640-2, (46859)	EA	1										
P-H	5305-889-3000	SCREW, MACHINE NB35206-27", (96906)	EA	4				•	•	•	•	•	19	9
P-H	5310-209-0788	WASHER, LOCK <i>was used in (index)</i>	EA	4				•	•	•	•	•	19	10
G-H-S		LINE TERMINATION BUFFER ASSEMBLY, ASYNCHRONOUS SEE GROUP 22 398-6564-1, (46859)	EA	9									19	11
G-H-S		CABINET ASSEMBLY SEE GROUP 23 397-1289-1, (46859)	EA	1									19	12
		GROUP 20 LINE TERMINATION BUFFER UNIT												
G-H-S	7440-933-9669	LINE TERMINATION BUFFER UNIT 0A-8299(P)/PIA-10(V) 397-1289-6, (46859)	EA	9									20	
G-H-S		COMPONENT, PRINTED CIRCUIT ASSEMBLY 398-7866-10, (46859)	B	EA	1								20	1
P-H-S	5895-133-9074	PRINTED WIRING BOARD 398-7004-7, (46859)	EA	1				•	•	•	•	•		
XI-H		MARKER, PLASTIC 297-3630-8, (46859)	EA	1										
XI-H		PRINTED CIRCUIT BOARD: 297-10159-1, (46859)	EA	1										
P-H-S		PRINTED WIRING BOARD 398-7004-3, (46859)	EA	1				•	•	•	•	•		
XI-H		MARKER, PLASTIC 297-3630-4, (46859)	EA	1										
XI-H		PRINTED CIRCUIT BOARD 297-10159-1, (46859)	EA	1										
P-H-S		PRINTED WIRING BOARD 398-7004-9, (46859)	EA	1				•	•	•	•	•		

SECTION II REPAIR PARTS LIST (Continued)

(1) SNR CODE	(2) FEDERAL STOCK NUMBER	(3) DESCRIPTION REFERENCE NUMBER & MFR. CODE	(4) UNIT OF MEAS	(5) QTY INC IN UNIT	(6) 30-DAY GS MAINT ALLOWANCE			(7) 30-DAY GS MAINT ALLOWANCE			(8) 1 YR PLM PERIOD EQUIP ENTRYS	(9) DEPOT MAINT ALL EQUIP PER YR	(10) ILLUSTRATIONS	
					(a)	(b)	(c)	(a)	(b)	(c)			(a)	(b)
					1-20	21-50	51-100	1-20	21-50	51-100			FIG NO	ITEM NO
XI-N		..MARKER, PLASTIC. 297-3630-10, (46859)	EA	1										
XI-N		.. PRINTED CIRCUIT BOARD 297-10159-1, (46859)	EA	1										
P--N-S		PRINTED WIRING BOARD 398-7004-1; (46859)	EA	1				•	•	•	•	•		
XI-N		..MARKER, PLASTIC 297-3630-2, (46859)	EA	1										
XI-N		.. PRINTED CIRCUIT BOARD 297-10159-1, (46859)	EA	1										
P--N-S		PRINTED WIRING BOARD 398-7004-8, (46859)	EA	1				•	•	•	•	•		
XI-N		..MARKER, PLASTIC 297-3630-9, (46859)	EA	1										
XI-N		PRINTED CIRCUIT BOARD 297-10159-1, (46859)	EA	1										
P--N-S		PRINTED WIRING BOARD 398-7004-5, (46859)	EA	1				•	•	•	•	•		
XI-N		..MARKER, PLASTIC 297-3630-6, (46859)	EA	1										
XI-N		PRINTED CIRCUIT BOARD 297-10159-1; (46859)	EA	1										
P--N-S		PRINTED WIRING BOARD: 398-7004-14; (46859)	EA	1				•	•	•	•	•		
XI-N		..MARKER, PLASTIC 297-3630-13; (46859)	EA	1										
XI-N		PRINTED CIRCUIT BOARD 297-10159-1, (46859)	EA	1										
P--N-S		PRINTED WIRING BOARD 398-7004-2, (46859)	EA	1				•	•	•	•	•		
XI-N		..MARKER, PLASTIC 297-3630-3, (46859)	EA	1										
XI-N		PRINTED CIRCUIT BOARD 297-10159-1, (46859)	EA	1										
P--N-S	5895-133-9066	PRINTED WIRING BOARD: 398-7004-4, (46859)	EA	1				•	•	•	•	•		
XI-N		..MARKER, PLASTIC: 297-3630-5; (46859)	EA	1										
XI-N		PRINTED CIRCUIT BOARD: 297-10159-1; (46859)	EA	1										
P--N-S	5895-133-9072	..PRINTED WIRING BOARD: 398-7004-6; (46859)	EA	1				•	•	•	•	•		
XI-N		..MARKER, PLASTIC: 297-3630-7; (46859)	EA	1										
XI-N		..PRINTED CIRCUIT BOARD: 297-10159-1; (46859)	EA	1										

SECTION II REPAIR PARTS LIST (Continued)

(1) SQR CODE	(2) FEDERAL STOCK NUMBER	(3) DESCRIPTION REFERENCE NUMBER & MFR CODE	(4) UNIT OF MEAS	(5) QTY INC IN UNIT	(6) 30-DAY DS MAINT ALLOWANCE			(7) 30-DAY GS MAINT ALLOWANCE			(8) 1 YR EQUIP PERIOD DURVLY	(9) DEPOT MAINT PERIOD EQUIP	(10) ILLUSTRATIONS	
					(a)	(b)	(c)	(a)	(b)	(c)			(a) FIG NO	(b) ITEM NO
					1-20	21-50	51-100	1-20	21-50	51-100				
A--H-S		COMPONENT, PRINTED CIRCUIT ASSEMBLY 398-7866-11, (46859)	EA	1								20	1	
P--H-S		PRINTED WIRING BOARD 398-7004-5, (46859)	EA	1				*	*	*	*			
X1-H		MARKER, PLASTIC 297-3630-6, (46859)	EA	1										
X1-H		PRINTED CIRCUIT BOARD 297-10159-1, (46859)	EA	1										
P--H-S		PRINTED WIRING BOARD 398-7004-1, (46859)	EA	1				*	*	*	*			
X1-H		MARKER, PLASTIC 297-3630-2, (46859)	EA	1										
X1-H		PRINTED CIRCUIT BOARD 297-10159-1, (46859)	EA	1										
P--H-S		PRINTED WIRING BOARD 398-7004-9, (46859)	EA	1				*	*	*	*			
X1-H		MARKER, PLASTIC 297-3630-10, (46859)	EA	1										
X1-H		PRINTED CIRCUIT BOARD 297-10159-1, (46859)	EA	1										
P--H-S		PRINTED WIRING BOARD 398-7004-3, (46859)	EA	1				*	*	*	*			
X1-H		MARKER, PLASTIC 297-3630-4, (46859)	EA	1										
X1-H		PRINTED CIRCUIT BOARD 297-10159-1, (46859)	EA	1										
P--H-S	5895-133-9074	PRINTED WIRING BOARD 398-7004-7, (46859)	EA	1				*	*	*	*			
X1-H		MARKER, PLASTIC 297-3630-8, (46859)	EA	1										
X1-H		PRINTED CIRCUIT BOARD 297-10159-1, (46859)	EA	1										
P--H-S		PRINTED WIRING BOARD 398-7004-2, (46859)	EA	1				*	*	*	*			
X1-H		MARKER, PLASTIC 297-3630-3, (46859)	EA	1										
X1-H		PRINTED CIRCUIT BOARD 297-10159-1, (46859)	EA	1										
P--H-S		PRINTED WIRING BOARD 398-7004-14, (46859)	EA	1				*	*	*	*			
X1-H		MARKER, PLASTIC 297-3620-15, (46859)	EA	1										
X1-H		PRINTED CIRCUIT BOARD 297-10159-1 (46859)	EA	1										
P--H-S	5895-133-9066	PRINTED WIRING BOARD 398-7004-4, (46859)	EA	1				*	*	*	*			
X1-H		MARKER, PLASTIC 297-3630-5, (46859)	EA	1										

SECTION II REPAIR PARTS LIST (Continued)

(1) SFR CODE	(2) FEDERAL STOCK NUMBER	(3) DESCRIPTION REFERENCE NUMBER & MFR. CODE	(4) UNIT OF MEAS	(5) QTY INC IN UNIT	(6) 30-DAY GS MAINT ALLOWANCE			(7) 30-DAY GS MAINT ALLOWANCE			(8) 1 YR ALM PERM EQUIP ENTRY	(9) DEPOT MAINT ALM EQUIP ENTRY	(10) ILLUSTRATIONS	
					(a)	(b)	(c)	(a)	(b)	(c)			(a) FIG NO.	(b) ITEM NO.
					1-20	21-30	31-100	1-20	21-30	31-100				
XI-H	5895-133-9072	...PRINTED CIRCUIT BOARD: 297-10159-1; (46859)	EA	1										
P--H-S		...PRINTED WIRING BOARD: 398-7004-6; (46859)	EA	1				•	•	•	•	•		
XI-H		...MARKER, PLASTIC: 297-3630-7; (46859)	EA	1										
XI-H		...PRINTED CIRCUIT BOARD: 297-10159-1; (46859)	EA	1										
P--H-S		...PRINTED WIRING BOARD: 398-7004-10; (46859)	EA	1				•	•	•	•	•		
XI-H		...MARKER, PLASTIC: 297-3630-12; (46859)	EA	1										
XI-H		...PRINTED CIRCUIT BOARD: 297-10159-1; (46859)	EA	1										
P--H-S		...PRINTED WIRING BOARD: 398-7004-8; (46859)	EA	1				•	•	•	•	•		
XI-H		...MARKER, PLASTIC: 297-3630-9; (46859)	EA	1										
XI-H		...PRINTED CIRCUIT BOARD: 297-10159-1; (46859)	EA	1										
XI-H	..PANEL, CLOSOFF: 398-7570-1; (46859)	EA	7									20	2	
XI-H	..HINGE, BUTT: 398-6842-2; (46859)	EA	1									20	3	
P--H	..BUT, FLAIN, HEXAGON: NS35649-62; (96906)	EA	4				•	•	•	•	•	20	4	
P--H	5305-984-6195 ..SCREW, MACHINE: NS35206-247; (96906)	EA	4				•	•	•	•	•	20	5	
P--H	5310-809-8544 ..WASHER, FLAT: NS27183-7; (96906)	EA	4				•	•	•	•	•	20	6	
P--H	5310-596-7693 ..WASHER, LOCK: NS35335-31; (96906)	EA	4				•	•	•	•	•	20	7	
P--H	..BUT, FLAIN, HEXAGON: NS35649-62; (96906)	EA	4				•	•	•	•	•	20	8	
XI-H	..PANEL, BLANK: 298-4640-2; (46859)	EA	2											
P--H	5305-889-3000 ..SCREW, MACHINE: NS35206-230; (96906)	EA	4				•	•	•	•	•	20	9	
P--H	5310-209-0788 ..WASHER, LOCK: NS35335-30; (96906)	EA	4				•	•	•	•	•	20	10	
O--H-B	..LINE TERMINATION BUFFER ASSEMBLY, SYNCHRONOUS SEE GROUP 21 398-6563-1; (46859)	EA	6									20	11	
O--H-B	..LINE TERMINATION BUFFER ASSEMBLY, ASYNCHRONOUS: SEE GROUP 22 398-6364-1; (46859)	EA	15									20	12	
O--H-B	..CABINET ASSEMBLY: SEE GROUP 23 397-1289-1; (46859)	EA	1									20	13	

SECTION II REPAIR PARTS LIST (Continued)

(1) SPC CODE	(2) FEDERAL STOCK NUMBER	(3) DESCRIPTION REFERENCY NUMBER & MFR. CODE	(4) UNIT OF MEAS	(5) QTY INC IN UNIT	(6) 30-DAY QS MAINT ALLOWANCE			(7) 30-DAY GS MAINT ALLOWANCE			(8) 1 YR MAINT PERIOD EQUIP CONTRACT	(9) REPT MAINT ALY PERIOD EQUIP	(10) ILLUSTRATIONS	
					(a)	(b)	(c)	(s)	(b)	(c)			(a)	(b)
					1-20	21-50	51-100	1-20	21-50	51-100			FIG NO.	ITEM NO.
		GROUP 21 SYNCHRONOUS												
O-S-B		LINE TERMINATION BUFFER ASSEMBLY, SYNCHRONOUS: 370-6963-1; (46899)	EA	1									21	
XI-E		..BRACKET, ANGLE: 30A-601-1; (46899)	EA	1									21	1
XI-E		..BRACKET, ANGLE: 29B-4247-1; (46899)	EA	1									21	1
P-E		..RUT, PLAIN, HEXAGON: M33649-02; (96906)	EA	2				*	*	*	*	*	21	2
P-E	5305-984-6193	..SCREEN, MACHINE: M33506-245; (96906)	EA	2				*	*	*	*	*	21	3
P-E	5310-809-8544	..WASHER, LOCK: M327123-7; (96906)	EA	2				*	*	*	*	*	21	4
P-E	5310-596-7693	..WASHER, LOCK: M33335-31; (96906)	EA	2				*	*	*	*	*	21	5
P-E		..RUT, PLAIN, HEXAGON: M33649-02; (96906)	EA	2				*	*	*	*	*		
P-E		..RUT, PLAIN, HEXAGON: M33649-02; (96906)	EA	2				*	*	*	*	*		
P-E	5305-809-3000	..SCREEN, MACHINE: M33506-230; (96906)	EA	2				*	*	*	*	*		
P-E	5310-209-0788	..WASHER, LOCK: M33335-30; (96906)	EA	2				*	*	*	*	*		
P-E	5310-596-7693	..WASHER, LOCK: M33335-31; (96906)	EA	2				*	*	*	*	*		
A-S-B		..COMPONENT, CIRCUIT CARD: 30A-6693-1; (46899)	EA	1									22	
P-S-B	5895-179-8509	..CIRCUIT CARD ASSEMBLY: 39B-6169-3; (46899)	EA	4				*	*	*	*	*	22	1
XI-E		..PRINTED WIRING BOARD: 297-5853-2; (46899)	EA	1									23	1
P-E	5905-279-1876	..RESISTOR, FIXED, COMPOSITION: R1-1 THRU R1-5 MCO0P222; (81349)	EA	6				*	*	*	*	*	23	2
P-E	5905-279-3502	..RESISTOR, FIXED, COMPOSITION: R1-1 THRU R1-5 MCO0P1237; (81349)	EA	6				*	*	*	*	*	23	3
P-E	5905-279-1877	..RESISTOR, FIXED, COMPOSITION: R2-1 THRU R2-5 MCO0P422; (81349)	EA	6				*	*	*	*	*	23	4
P-E	5961-940-0538	..SEMICONDUCTOR DEVICE, DIODE: CR1-1 THRU CR1-6 M3450; (95877)	EA	6				*	*	*	*	*	23	5
P-E	5961-936-0588	..TRANSISTOR: Q1-1 THRU Q1-5 M3860; (01293)	EA	6				*	*	*	*	*	23	6
P-S-B	7440-725-5501	..CIRCUIT CARD ASSEMBLY: 39B-6338-1; (46899)	EA	1				*	*	*	*	*	22	2
P-E		..CAPACITOR, FIXED, MICA: C2-1, C2-2 MIL0256002100W40R; (72136)	EA	2				*	*	*	*	*	24	1
XI-E		..PRINTED WIRING BOARD: 297-10046-3; (46899)	EA	1									24	2

SECTION II REPAIR PARTS LIST (Continued)

(1) SHR CODE	(2) FEDERAL STOCK NUMBER	(3) DESCRIPTION REFERENCE NUMBER & MFR. CODE	(4) UNIT OF MEAS	(5) QTY INC IN UNIT	(6) 30-DAY GS MAINT ALLOWANCE			(7) 30-DAY GS MAINT ALLOWANCE			(8) 1 YR ALM PERIOD EQUIP CITECY	(9) DEPOT MAINT ALM PERIOD EQUIP	(10) ILLUSTRATIONS	
					(a)	(b)	(c)	(a)	(b)	(c)			(a)	(b)
					1-20	21-50	51-100	1-20	21-50	51-100			FIG NO.	ITEM NO.
P-H	5905-190-8887	...RESISTOR, FIXED, COMPOSITION: R1-1, R1-2 RC20GF202J; (81349)	EA	2				*	*	*	*	24	3	
P-H	5905-171-1998	...RESISTOR, FIXED, COMPOSITION: R3-1, R3-2 RC20GF333J; (81349)	EA	2				*	*	*	*	24	4	
P-H	5905-279-1876	...RESISTOR, FIXED, COMPOSITION: R4-1, R4-2, R5-1, R5-2 RC20GF222J; (81349)	EA	4				*	*	*	*	24	5	
P-H	5905-257-0935	...RESISTOR, FIXED, COMPOSITION: R2-1, R2-2 RC20GF432J; (81349)	EA	2				*	*	*	*	24	6	
P-H	5961-940-0538	...SEMICONDUCTOR DEVICE, DIODE: CR1-1, CR1-2, CR2-1, CR2-2, CR3-1, CR3-2, CR4-1, CR4-2, CR5-1, CR5-2 S942G; (03877)	EA	10				*	*	*	*	24	7	
P-H	5961-936-0588	...TRANSISTOR: Q1-1, Q1-2 G0868; (01295)	EA	2				*	*	*	*	24	8	
P-H-S	5895-179-8514	...CIRCUIT CARD ASSEMBLY: 398-6547-10019; (46859)	EA	2				*	*	*	*	22	3	
P-H	5910-855-2717	...CAPACITOR, FIXED, MICA: C2-2 C015F511JW3; (81349)	EA	1				*	*	*	*	25	1	
P-H		...CAPACITOR, FIXED, MICA: C3-2 C015F121JW3; (81349)	EA	1				*	*	*	*	25	2	
P-H-S	7440-724-1570	...CIRCUIT CARD ASSEMBLY: 398-6547-10000; (46859)	EA	1				*	*	*	*			
P-H	5915-938-4312	...CAPACITOR-RESISTOR: C1-1, C1-2 200C1007; (56289)	EA	2				*	*	*	*	25	3	
P-H	5910-786-9202	...CAPACITOR, FIXED, ELECTROLYTIC: C7 CS138F475K; (81349)	EA	1				*	*	*	*	25	4	
P-H	5910-065-8613	...CAPACITOR, FIXED, MICA: C1-1, C1-2 DM10E220J0100WV4CR; (72136)	EA	2				*	*	*	*	25	5	
P-H		...CAPACITOR, FIXED, MICA: C5-1, C5-2 DM10E121K0100WV4CR; (72136)	EA	2				*	*	*	*	25	6	
X1-H		...PRINTED WIRING BOARD: 297-10050-1; (46859)	EA	1								25	7	
P-H	5905-185-8510	...RESISTOR, FIXED, COMPOSITION: R3-1, R3-2 RC20GF103J; (81349)	EA	2				*	*	*	*	25	8	
P-H	5905-195-6791	...RESISTOR, FIXED, COMPOSITION: R6-1, R6-2, R7-1, R7-2 RC20GF681J; (81349)	EA	4				*	*	*	*	25	9	
P-H	5905-279-2669	...RESISTOR, FIXED, COMPOSITION: R8-1, R8-2 RC20GF133J; (81349)	EA	2				*	*	*	*	25	10	
P-H	5905-190-8887	...RESISTOR, FIXED, COMPOSITION: R4-1, R4-2, R5-1, R5-2 RC20GF202J; (81349)	EA	4				*	*	*	*	25	11	

SECTION II REPAIR PARTS LIST (Continued)

(1) SFR CODE	(2) FEDERAL STOCK NUMBER	(3) DESCRIPTION REFERENCE NUMBER & MFR. CODE	(4) UNIT OF MEAS	(5) QTY INC IN UNIT	(6) 30-DAY GS MAINT ALLOWANCE			(7) 30-DAY GS MAINT ALLOWANCE			(8) 1 YR ALY PERIOD EQUIP CATEGY	(9) DEPOT MAINT ALY PERIOD EQUIP	(10) ILLUSTRATIONS	
					(a) 1-20	(b) 21-50	(c) 51-100	(a) 1-20	(b) 21-50	(c) 51-100			(a) FIG NO.	(b) ITEM NO.
P-H	5961-940-0538	...SEMICONDUCTOR DEVICE, DIODE: CR1-1, CR1-2, CR2-1, CR2-2, CR3-1, CR3-2, CR4-1, CR4-2, CR5-1, CR5-2, CR6-1, CR6-2 89420; (03877)	EA	12									25	12
P-H	5961-936-0588	...TRANSISTOR: Q3-1, Q3-2, Q3-1, Q3-2 00668; (01295)	EA	4									25	13
P-H	5961-064-0796	...TRANSISTOR: Q1-1, Q1-2 00668A; (01295)	EA	2									25	14
P-H-S	7440-724-1546	...CIRCUIT CARD ASSEMBLY: 398-6536-1; (46899)	EA	11									22	4
XI-H		...PRINTED WIRING BOARD: 297-10046-1; (46899)	EA	1									26	1
P-H	5961-940-0538	...SEMICONDUCTOR DEVICE, DIODE: CR-1 THRU CR1-4, CR2-1 THRU CR2-4 89420; (03877)	EA	8									26	2
P-H	5961-936-0588	...TRANSISTOR: Q1-1 THRU Q1-4 00668; (01295)	EA	4									26	3
P-H		...CAPACITOR, FIXED, MICA: C2-1 THRU C2-4 DCL02560ND100WV4CR; (72136)	EA	4									26	4
P-H	5905-171-1998	...RESISTOR, FIXED, COMPOSITION: R2-1 THRU R2-4 RC200F33J; (81349)	EA	4									26	5
P-H	5905-279-1876	...RESISTOR, FIXED, COMPOSITION: R4-1 THRU R4-4, R5-1 THRU R5-4 RC200F22J; (81349)	EA	8									26	6
P-H	5905-190-8887	...RESISTOR, FIXED, COMPOSITION: R1-1 THRU R1-4 RC200F20J; (81349)	EA	4									26	7
P-H	5905-257-0935	...RESISTOR, FIXED, COMPOSITION: R3-1 THRU R3-4 RC200F43J; (81349)	EA	4									26	8
P-H-S	7440-724-1571	...CIRCUIT CARD ASSEMBLY: 398-6843-1; (46899)	EA	1									22	5
P-H	5910-966-8490	...CAPACITOR, FIXED, PLASTIC: C1-1 THRU C1-4 663UW10251W2; (89037)	EA	4									27	1
XI-H		...PRINTED WIRING BOARD: 297-10136-1; (46899)	EA	1									27	2
P-H	5905-171-2001	...RESISTOR, FIXED, COMPOSITION: R3-1 THRU R3-4 RC200F36J; (81349)	EA	4									27	3
P-H	5905-279-1880	...RESISTOR, FIXED, COMPOSITION: R4-1 THRU R4-4 RC200F72J; (81349)	EA	4									27	4
P-H	5905-279-2651	...RESISTOR, FIXED, COMPOSITION: R1-1 THRU R1-4 RC200F82J; (81349)	EA	4									27	5
P-H	5905-279-2616	...RESISTOR, FIXED, COMPOSITION: R2-1 THRU R2-4 RC200F22J; (81349)	EA	4									27	6

SECTION II REPAIR PARTS LIST (Continued)

(1) SNR CODE	(2) FEDERAL STOCK NUMBER	(3) DESCRIPTION REFERENCE NUMBER & MFR. CODE USABLE ON CODE	(4) UNIT OF MEAS	(5) QTY INC IN UNIT	(6) 30-DAY DS MAINT ALLOWANCE			(7) 30-DAY GS MAINT ALLOWANCE			(8) 1 YR ALY PERIOD EQUIP CONTCY	(9) DEPOT MAINT ALY PERIOD EQUIP	(10) ILLUSTRATIONS	
					(a)	(b)	(c)	(a)	(b)	(c)			(a) FIG NO.	(b) ITEM NO.
					1-20	21-50	51-100	1-20	21-50	51-100				
P-H	5961-940-0538	...SEMICONDUCTOR DEVICE, DIODE: CR3-1 THRU CR3-4, CR4-1 THRU CR4-4 89420; (03877)	EA	8				*	*	*	*	*	27	7
P-H	5961-752-6121	...SEMICONDUCTOR DEVICE, DIODE: CR2-1 THRU CR2-4 18753A; (81349)	EA	4				*	*	*	*	*	27	8
P-H	5961-892-3405	...TRANSISTOR: Q1-1 THRU Q1-4 281306; (81349)	EA	4				*	*	*	*	*	27	9
P-H-S	7440-707-1321	..CIRCUIT CARD ASSEMBLY: 398-6950-1; (46899)	EA	12				*	*	*	*	*	22	6
P-H	5915-938-4312	...CAPACITOR-RESISTOR: R1-1, R1-2, R2-1, R2-2 200C1007; (56289)	EA	4				*	*	*	*	*	28	1
P-H	6240-226-1030	...LAMP, INCANDESCENT: I1-1, I1-2 1859; (71744)	EA	2				*	*	*	*	*	28	2
XI-H		...PRINTED WIRING BOARD: 297-10053-1; (46699)	EA	1									28	3
P-H	5905-190-8889	...RESISTOR, FIXED, COMPOSITION: R2-1, R2-2 R200P1017; (81349)	EA	2				*	*	*	*	*	28	4
P-H	5905-195-6453	...RESISTOR, FIXED, COMPOSITION: R1-1, R1-2 R200P5629; (81349)	EA	2				*	*	*	*	*	28	5
P-H	5905-171-1986	...RESISTOR, FIXED, COMPOSITION: R3-1, R3-2 R200P5633; (81349)	EA	2				*	*	*	*	*	28	6
XI-H		...REFLECTOR, LAMP: 297-3281-1; (46899)	EA	1									28	7
P-H		...SCREW, SELF-TAPPING: FK75X22-5; (45722)	EA	1				*	*	*	*	*		
P-H		...WASHER, FLAT: 9W0019-1; (46899)	EA	1				*	*	*	*	*		
P-H	5961-940-0538	...SEMICONDUCTOR DEVICE, DIODE: CR1-1, CR1-2, CR2-1, CR2-2, CR3-1, CR3-2, CR4-1, CR4-2, CR5-1, CR5-2, CR6-1, CR6-2 89420; (03877)	EA	12				*	*	*	*	*	28	8
P-H	5961-936-0588	...TRANSISTOR: Q1-1, Q1-2, Q2-1, Q2-2 08868; (01295)	EA	4				*	*	*	*	*	28	9
P-H	5961-752-5229	...TRANSISTOR: Q3-1, Q3-2 28404; (81349)	EA	2				*	*	*	*	*	28	10
P-H-S	7440-724-1572	..CIRCUIT CARD ASSEMBLY: 398-6779-1; (46899)	EA	2				*	*	*	*	*	22	7
P-H	5915-938-4312	...CAPACITOR-RESISTOR: R1 200C1007; (56289)	EA	1				*	*	*	*	*	29	1
P-H	5910-064-2980	...CAPACITOR, FIXED, MICA: C4 0815P471JW3; (81349)	EA	1				*	*	*	*	*	29	2

SECTION II REPAIR PARTS LIST (Continued)

(1) SNR CODE	(2) FEDERAL STOCK NUMBER	(3) DESCRIPTION REFERENCE NUMBER & MFR. CODE	(4) UNIT OF MEAS	(5) QTY INC IN UNIT	(6) 30-DAY GS MAINT ALLOWANCE			(7) 30-DAY GS MAINT ALLOWANCE			(8) 1 YR ALY PERIOD EQUIP CONVCT	(9) REPAIR LIMIT ALY PERIOD EQUIP	(10) ILLUSTRATIONS	
					(a) 1-20	(b) 21-40	(c) 51-100	(a) 1-20	(b) 21-40	(c) 51-100			(a) FIG NO.	(b) ITEM NO.
P--H		...CAPACITOR, FIXED, ELECTROLYTIC: C1 150D24K5035A2; (56289)	EA	1				•	•	•	•	•	29	3
P--H	5910-945-9850	...CAPACITOR, FIXED, ELECTROLYTIC: C2 150D24K5035B2; (56289)	EA	1				•	•	•	•	•	29	4
P--H	5910-850-7991	...CAPACITOR, FIXED, NICA: C5 0015W15L7H3; (81349)	EA	1				•	•	•	•	•	29	5
P--H	5910-085-1163	...CAPACITOR, FIXED, PLASTIC: C3 663U22251M2; (89037)	EA	1				•	•	•	•	•	29	6
P--H		...INSULATOR, PLATE: 297-2942-1; (46859)	EA	1				•	•	•	•	•		
XI-H		...PRINTED WIRING BOARD: 297-10111-1; (46859)	EA	1									29	7
P--H	5905-279-2651	...RESISTOR, FIXED, COMPOSITION: R15 RC200P62J; (81349)	EA	1				•	•	•	•	•	29	8
P--H	5905-279-3504	...RESISTOR, FIXED, COMPOSITION: R3 RC200P472J; (81349)	EA	1				•	•	•	•	•	29	9
P--H	5905-249-4200	...RESISTOR, FIXED, COMPOSITION: R16 RC200P912J; (81349)	EA	1				•	•	•	•	•	29	10
P--H	5905-279-1878	...RESISTOR, FIXED, COMPOSITION: R8 RC200P243J; (81349)	EA	1				•	•	•	•	•	29	11
P--H	5905-195-6453	...RESISTOR, FIXED, COMPOSITION: R12, R14 RC200P562J; (81349)	EA	2				•	•	•	•	•	29	12
P--H	5905-279-2674	...RESISTOR, FIXED, COMPOSITION: R22 RC200P201J; (81349)	EA	1				•	•	•	•	•	29	13
P--H	5905-279-2019	...RESISTOR, FIXED, COMPOSITION: R17 RC200P12J; (81349)	EA	1				•	•	•	•	•	29	14
P--H	5905-279-3505	...RESISTOR, FIXED, COMPOSITION: R1 RC200P392J; (81349)	EA	1				•	•	•	•	•	29	15
P--H	5905-279-3495	...RESISTOR, FIXED, COMPOSITION: R10 RC200P753J; (81349)	EA	1				•	•	•	•	•	29	16
P--H	5905-279-1879	...RESISTOR, FIXED, COMPOSITION: R4 RC200P270J; (81349)	EA	1				•	•	•	•	•	29	17
P--H	5905-279-3511	...RESISTOR, FIXED, COMPOSITION: R13, R20 RC200P311J; (81349)	EA	2				•	•	•	•	•	29	18
P--H	5905-257-0935	...RESISTOR, FIXED, COMPOSITION: R9, R21 RC200P432J; (81349)	EA	2				•	•	•	•	•	29	19
P--H	5905-279-3503	...RESISTOR, FIXED, COMPOSITION: R6, R7, R11, R18 RC200P602J; (81349)	EA	4				•	•	•	•	•	29	20

SECTION II REPAIR PARTS LIST (Continued)

(1) SNR CODE	(2) FEDERAL STOCK NUMBER	(3) DESCRIPTION REFERENCE NUMBER & MFR. CODE	(4) UNIT OF MEAS USABLE OR CODE	(5) QTY INC IN UNIT	(6) 30-DAY DS MAINT ALLOWANCE			(7) 30-DAY GS MAINT ALLOWANCE			(8) 1 YR ALY PERIOD EQUIP CONTCY	(9) DEPOT MAINT ALY PER 100 EQUIP	(10) ILLUSTRATIONS	
					(a)	(b)	(c)	(a)	(b)	(c)			(a)	(b)
					1-20	21-50	51-100	1-20	21-50	51-100			FIG NO.	(b) ITEM NO.
P--H	5905-279-2516	...RESISTOR, FIXED, COMPOSITION: R2 RC20GF143; (81349)	EA	1				*	*	*	*	*	29	21
P--H	5905-279-3509	...RESISTOR, FIXED, COMPOSITION: R19 RC20GF9117; (81349)	EA	1				*	*	*	*	*	29	22
P--H	5905-195-6806	...RESISTOR, FIXED, FILM: R5 RC20GF1027; (81349)	EA	1				*	*	*	*	*	29	23
P--H	5961-940-0538	...SEMICONDUCTOR DEVICE, DIODE: CR6 S942G; (03877)	EA	1				*	*	*	*	*	29	24
F--H	5961-752-6121	...SEMICONDUCTOR DEVICE, DIODE: CR3, CR4, CR5 1B753A; (81349)	EA	3				*	*	*	*	*	29	25
P--H		...SEMICONDUCTOR DEVICE, DIODE: CR1, CR2, CR7 153; (98659)	EA	3				*	*	*	*	*	29	26
P--H	5961-850-7646	...TRANSISTOR: Q3, Q5, Q8, Q9, Q13 2K1302; (81349)	EA	5				*	*	*	*	*	29	27
P--H	5961-752-5229	...TRANSISTOR: Q1, Q2, Q4, Q6, Q10, Q11, Q12 2K404; (81349)	EA	7				*	*	*	*	*	29	28
P--H	5961-936-0588	...TRANSISTOR: Q7 GM868; (01295)	EA	1				*	*	*	*	*	29	29
P--H-S	7440-724-1549	...CIRCUIT CARD ASSEMBLY: 398-6545-1; (46859)	EA	5				*	*	*	*	*	22	8
P--H	5915-938-4312	...CAPACITOR-RESISTOR: E1-1 THRU E1-6 200C1007; (56289)	EA	6				*	*	*	*	*	30	1
X1-H		...PRINTED WIRING BOARD: 297-10048-1; (46859)	EA	1									30	2
P--H	5961-940-0538	...SEMICONDUCTOR DEVICE, DIODE: CR1-1 THRU CR1-6 S942G; (03877)	EA	6				*	*	*	*	*	30	3
P--H	5961-936-0588	...TRANSISTOR: Q1-1 THRU Q1-6 GM868; (01295)	EA	6				*	*	*	*	*	30	4
P--H-S	7440-724-1569	...CIRCUIT CARD ASSEMBLY: 398-6547-12; (46859)	EA	1				*	*	*	*	*	22	9
P--H	5910-781-6663	...CAPACITOR, FIXED, ELECTROLYTIC: C2-2 150D225X5020A2; (56289)	EA	1				*	*	*	*	*	31	1
P--H	5910-946-4391	...CAPACITOR, FIXED, ELECTROLYTIC: C3-2 150D565X5020B2; (56289)	EA	1				*	*	*	*	*	31	2
P--H		...CAPACITOR, FIXED, MICA: C3-1 CM15F201JH3; (81349)	EA	1				*	*	*	*	*	31	3
P--H	5910-085-1163	...CAPACITOR, FIXED, PLASTIC: C2-1 663UN2251W2; (89037)	EA	1				*	*	*	*	*	31	4

SECTION II REPAIR PARTS LIST (Continued)

(1) SHR CODE	(2) FEDERAL STOCK NUMBER	(3) DESCRIPTION USABLE ON CODE	(4) UNIT OF MEAS	(5) QTY INC IN UNIT	(6) 30-DAY DS MAINT ALLOWANCE			(7) 30-DAY GS MAINT ALLOWANCE			(8) 1 YR ALW PERIOD EQUIP CATEG	(9) DEPT MAINT ALW PER 100 EQUIP	(10) ILLUSTRATIONS	
					(a)	(b)	(c)	(a)	(b)	(c)			(a) FIG NO.	(b) ITEM NO.
					1-20	21-50	51-100	1-20	21-50	51-100				
P--R-S	7440-724-1570	...CIRCUIT CARD ASSEMBLY: 398-6547-10000; (46859)	EA	1				*	*	*	*	*		
P--H	5915-938-4312	...CAPACITOR-RESISTOR: E1-1, E1-2 200C1007; (56289)	EA	2				*	*	*	*	*	31	5
P--H	5910-786-9202	...CAPACITOR, FIXED, ELECTROLYTIC: C7 CS13BF475K; (81349)	EA	1				*	*	*	*	*	31	6
P--H	5910-065-8613	...CAPACITOR, FIXED, MICA: C1-1, C1-2 DM10E20W100W4CR; (72136)	EA	2				*	*	*	*	*	31	7
P--H		...CAPACITOR, FIXED, MICA: C5-1, C5-2 DM10E121K100W4CR; (72136)	EA	2				*	*	*	*	*	31	8
XI-H		...PRINTED WIRING BOARD: 297-10050-1; (46859)	EA	1									31	9
P--H	5905-185-8510	...RESISTOR, FIXED, COMPOSITION: R3-1, R3-2 RC20GF103J; (81349)	EA	2				*	*	*	*	*	31	10
P--H	5905-195-6791	...RESISTOR, FIXED, COMPOSITION: R6-1, R6-2, R7-1, R7-2 RC20GF681J; (81349)	EA	4				*	*	*	*	*	31	11
P--H	5905-279-2669	...RESISTOR, FIXED, COMPOSITION: R8-1, R8-2 RC20GF133J; (81349)	EA	2				*	*	*	*	*	31	12
P--H	5905-190-8887	...RESISTOR, FIXED, COMPOSITION: R4-1, R4-2, R5-1, R5-2 RC20GF202J; (81349)	EA	4				*	*	*	*	*	31	13
P--H	5961-940-0538	...SEMICONDUCTOR DEVICE, DIODE: CR1-1, CR1-2, CR2-1, CR2-2, CR3-1, CR3-2, CR4-1, CR4-2, CR5-1, CR5-2, CR6-1, CR6-2 S942G; (03877)	EA	12				*	*	*	*	*	31	14
P--H	5961-936-0588	...TRANSISTOR: Q2-1, Q2-2, Q3-1, Q3-2 GM868; (01295)	EA	4				*	*	*	*	*	31	15
P--H	5961-064-0796	...TRANSISTOR: Q1-1, Q1-2 GM868A; (01295)	EA	2				*	*	*	*	*	31	16
P--R-S	7440-717-6841	...CIRCUIT CARD ASSEMBLY: 398-6539-1; (46859)	EA	1				*	*	*	*	*	22	10
P--H		...CAPACITOR, FIXED, MICA: C2 DM10E56K100W4CR; (72136)	EA	1				*	*	*	*	*	32	1
XI-H		...PRINTED WIRING BOARD: 297-10046-4; (46859)	EA	1									32	2
P--H	5905-279-1876	...RESISTOR, FIXED, COMPOSITION: R3, R4 RC20GF222J; (81349)	EA	2				*	*	*	*	*	32	3
P--H	5905-190-8887	...RESISTOR, FIXED, COMPOSITION: R2 RC20GF202J; (81349)	EA	1				*	*	*	*	*	32	4
P--H	5905-171-1998	...RESISTOR, FIXED, COMPOSITION: R5 RC20GF333J; (81349)	EA	1				*	*	*	*	*	32	5

SECTION II REPAIR PARTS LIST (Continued)

(1) SHR CODE	(2) FEDERAL STOCK NUMBER	(3) DESCRIPTION USABLE ON CODE	(4) UNIT OF MEAS	(5) QTY INC IN UNIT	(6) 30-DAY GS MAINT ALLOWANCE			(7) 30-DAY GS MAINT ALLOWANCE			(8) 1 YR ALY PERIOD EQUIP CENTRY	(9) DEPOT MAINT ALY PERIOD EQUIP	(10) ILLUSTRATIONS	
					(a)	(b)	(c)	(a)	(b)	(c)			(a)	(b)
					1-20	21-50	51-100	1-20	21-50	51-100			FIG NO.	ITEM NO.
P--H	5905-257-0935	...RESISTOR, FIXED, COMPOSITION: R1 RC20GF432J; (81349)	EA	1				*	*	*	*	32	6	
P--H	5961-940-0538	...SEMICONDUCTOR DEVICE, DIODE: CR1 THRU CR11 S942G; (03877)	EA	11				*	*	*	*	32	7	
P--H	5961-936-0588	...TRANSISTOR: Q1 GM868; (01295)	EA	1				*	*	*	*	32	8	
P--H-S	7440-724-1566	...CIRCUIT CARD ASSEMBLY: 398-6169-2; (46859)	EA	1				*	*	*	*	22	11	
XI-H		...PRINTED WIRING BOARD: 297-3883-2; (81349)	EA	1								33	1	
P--H	5905-279-1876	...RESISTOR, FIXED, COMPOSITION: R3-1 THRU R3-6 RC20GF222J; (81349)	EA	6				*	*	*	*	33	2	
P--H	5905-195-6453	...RESISTOR, FIXED, COMPOSITION: R2-1 THRU R2-5 RC20GF562J; (81349)	EA	6				*	*	*	*	33	3	
P--H	5905-279-2673	...RESISTOR, FIXED, COMPOSITION: R1-1 THRU R1-6 RC20GF622J; (81349)	EA	6				*	*	*	*	33	4	
P--H	5905-279-2019	...RESISTOR, FIXED, COMPOSITION: R4-1 THRU R4-6 RC20GF512J; (81349)	EA	6				*	*	*	*	33	5	
P--H	5961-752-5229	...TRANSISTOR: Q1-1 THRU Q1-6 2M404; (81349)	EA	6				*	*	*	*	33	6	
P--H-S	7440-724-1548	...CIRCUIT CARD ASSEMBLY: 398-6537-1; (46859)	EA	2				*	*	*	*	22	12	
XI-H		...PRINTED WIRING BOARD: 297-10046-2; (46859)	EA	1								34	1	
P--H	5961-940-0538	...SEMICONDUCTOR DEVICE, DIODE: CR1-1, CR1-2, CR1-3, CR2-1, CR2-2, CR2-3, CR3-1, CR3-2, CR3-3 S942G; (03877)	EA	9				*	*	*	*	34	2	
P--H	5961-936-0588	...TRANSISTOR: Q1-1, Q1-2, Q1-3 GM868; (01295)	EA	3				*	*	*	*	34	3	
P--H		...CAPACITOR, FIXED, MICA: C2-1, C2-2, C2-3 DM10E560K0100W4CR; (72136)	EA	3				*	*	*	*	34	4	
P--H	5905-257-0935	...RESISTOR, FIXED, COMPOSITION: R5-1, R5-2, R5-3 RC20GF432J; (81349)	EA	3				*	*	*	*	34	5	
P--H	5905-190-8887	...RESISTOR, FIXED, COMPOSITION: R1-1, R1-2, R1-3 RC20GF202J; (81349)	EA	3				*	*	*	*	34	6	
P--H	5905-171-1998	...RESISTOR, FIXED, COMPOSITION: R2-1, R2-2, R2-3 RC20GF333J; (81349)	EA	3				*	*	*	*	34	7	
P--H	5905-279-1876	...RESISTOR, FIXED, COMPOSITION: R3-1, R3-2, R3-3, R4-1, R4-2, R4-3 RC20GF222J; (81349)	EA	6				*	*	*	*	34	8	
P--H-S	7440-717-6629	...CIRCUIT CARD ASSEMBLY: 398-6536-2; (46859)	EA	3				*	*	*	*	22	13	

SECTION II REPAIR PARTS LIST (Continued)

(1) SPR CODE	(2) FEDERAL STOCK NUMBER	(3) DESCRIPTION REFERENCE NUMBER & MFR. CODE	(4) UNIT OF MEAS	(5) QTY INC IN UNIT	(6) 30-DAY DS MAINT ALLOWANCE			(7) 30-DAY GS MAINT ALLOWANCE			(8) 1 YR ALW EQUIP MNTCY	(9) DEPOT MAINT ALW PER 100 EQUIP	(10) ILLUSTRATIONS	
					(a)	(b)	(c)	(a)	(b)	(c)			(a) FIG NO.	(b) ITEM NO.
					1-20	21-50	51-100	1-20	21-50	51-100				
P-H		...CAPACITOR, FIXED, MICA: C2-1 THRU C2-4 DM10E560K01500W4CR; (72136)	EA	4				*	*	*	*	35	1	
XL-H		...PRINTED WIRING BOARD: 297-10046-1; (46859)	EA	1								35	2	
P-H	5905-257-0935	...RESISTOR, FIXED, COMPOSITION: R3-1 THRU R3-4 RC20GF432J; (81349)	EA	4				*	*	*	*	35	3	
F-H	5905-279-1876	...RESISTOR, FIXED, COMPOSITION: R5-1 THRU R5-4 RC20GF222J; (81349)	EA	4				*	*	*	*	35	4	
P-H	5905-171-1998	...RESISTOR, FIXED, COMPOSITION: R2-1 THRU R2-4 RC20GF333J; (81349)	EA	4				*	*	*	*	35	5	
P-H	5961-940-0538	...SEMICONDUCTOR DEVICE, DIODE: CR1-1 THRU CR1-4, CR2-1 THRU CR2-4 S942G; (03877)	EA	8				*	*	*	*	35	6	
P-H	5961-936-0588	...TRANSISTOR: Q1-1 THRU Q1-4 GM868; (01295)	EA	4				*	*	*	*	35	7	
P-H-S	7440-724-1600	...CIRCUIT CARD ASSEMBLY: 398-657B-1; (46859)	EA	8				*	*	*	*	22	14	
P-H	5915-481-8153	...CAPACITOR-RESISTOR: R1 THRU R4 200C101.7; (56289)	EA	4				*	*	*	*	36	1	
P-H		...CAPACITOR, FIXED, MICA: C2, C3, C6, C8 DM10E361K0100W4CR; (72136)	EA	4				*	*	*	*	36	2	
XL-H		...PRINTED WIRING BOARD: 297-10060-2; (46859)	EA	1								36	3	
P-H	5905-299-1971	...RESISTOR, FIXED, COMPOSITION: R2, R3, R6, R8 RC20GF822J; (81349)	EA	4				*	*	*	*	36	4	
P-H	5905-190-8880	...RESISTOR, FIXED, COMPOSITION: R9 THRU R12 RC20GF122J; (81349)	EA	4				*	*	*	*	36	5	
P-H	5905-190-8887	...RESISTOR, FIXED, COMPOSITION: R1, R4, R5, R7 RC20GF202J; (81349)	EA	4				*	*	*	*	36	6	
P-H	5961-280-1404	...SEMICONDUCTOR DEVICE, DIODE: CR1, CR7, CR10, CR14 OTD141; (72699)	EA	4				*	*	*	*	36	7	
P-H	5961-940-0538	...SEMICONDUCTOR DEVICE, DIODE: CR2 THRU CR6, CR8, CR9, CR11, CR12, CR13 S942G; (03877)	EA	10				*	*	*	*	36	8	
P-H	5961-936-0588	...TRANSISTOR: Q1 THRU Q4 GM868; (01259)	EA	4				*	*	*	*	36	9	
P-H-S	7440-707-1336	...CIRCUIT CARD ASSEMBLY: 398-6540-1; (46859)	EA	1				*	*	*	*	22	15	
P-H	5910-064-2980	...CAPACITOR, FIXED, MICA: C2-1, C2-2 GM15F471JN3; (41349)	EA	2				*	*	*	*	37	1	

SECTION II REPAIR PARTS LIST (Continued)

(1) SMR CODE	(2) FEDERAL STOCK NUMBER	(3) DESCRIPTION REFERENCE NUMBER & MFR. CODE	(4) UNIT OF MEAS	(5) QTY INC IN UNIT	(6) 30-DAY DS MAINT ALLOWANCE			(7) 30-DAY GS MAINT ALLOWANCE			(8) 1 YR ALW PER 100 EQUIP CENTS	(9) DEPOT MAINT ALW PER 100 EQUIP	(10) ILLUSTRATIONS	
					(a) 1-20	(b) 21-50	(c) 51-100	(a) 1-20	(b) 21-50	(c) 51-100			(a) FIG NO.	(b) ITEM NO.
P--H	5910-786-9202	...CAPACITOR, FIXED, ELECTROLYTIC: C5 CS13BF475K; (81349)	EA	1				*	*	*	*	37	2	
P--H		...CAPACITOR, FIXED, MICA: C4-1, C4-2 DM10E560K0100W4CR; (72136)	EA	2				*	*	*	*	37	3	
P--H	5961-925-8298	...INSULATOR, DISK: RCT018090-1A; (15881)	EA	2				*	*	*	*			
XI-H		...PRINTED WIRING BOARD: 297-10046-5; (46859)	EA	1								37	4	
P--H	5905-257-0935	...RESISTOR, FIXED, COMPOSITION: R5-1, R5-2 RC20GF432J; (81349)	EA	2				*	*	*	*	37	5	
P--H	5905-279-2674	...RESISTOR, FIXED, COMPOSITION: R7-1, R7-2 RC20GF201J; (81349)	EA	2				*	*	*	*	37	6	
P--H	5905-171-1998	...RESISTOR, FIXED, COMPOSITION: R4-1, R4-2 RC20GF333J; (81349)	EA	2				*	*	*	*	37	7	
P--H	5905-195-6800	...RESISTOR, FIXED, COMPOSITION: R3-1, R3-2, R6-1, R6-2 RC20GF561J; (81349)	EA	4				*	*	*	*	37	8	
P--H	5905-249-4195	...RESISTOR, FIXED, COMPOSITION: R2-1, R2-2 RC20GF752J; (81349)	EA	2				*	*	*	*	37	9	
P--H	5905-279-3511	...RESISTOR, FIXED, COMPOSITION: R1-1, R1-2 RC20GF511J; (81349)	EA	2				*	*	*	*	37	10	
P--H	5905-279-1876	...RESISTOR, FIXED, COMPOSITION: R8-1, R8-2 RC20GF222J; (81349)	EA	2				*	*	*	*	37	11	
P--H	5961-940-0538	...SEMICONDUCTOR DEVICE, DIODE: CR1-1, CR1-2, CR2-1, CR2-2, CR3-1, CR3-2, CR4-1, CR4-2, CR5-1, CR5-2 S9426; (03877)	EA	10				*	*	*	*	37	12	
P--H	5961-936-0588	...TRANSISTOR: Q2-1, Q2-2 GM868; (01295)	EA	2				*	*	*	*	37	13	
P--H	5961-102-8017	...TRANSISTOR: Q1-1, Q1-2 SM2222; (04713)	EA	2				*	*	*	*	37	14	
P--H-S	440-724-1570	...CIRCUIT CARD ASSEMBLY: 398-6547-10000; (46859)	EA	2				*	*	*	*	22	16	
P--H	5915-938-4312	...CAPACITOR-RESISTOR: E1-1, E1-2 200C1007; (56289)	EA	2				*	*	*	*	38	1	
P--H	910-786-9202	...CAPACITOR, FIXED, ELECTROLYTIC: C7 CS13BF475K; (81349)	EA	1				*	*	*	*	38	2	
P--H	5910-065-8613	...CAPACITOR, FIXED, MICA: C1-1, C1-2 DM10E220V0100W4CR; (72136)	EA	2				*	*	*	*	38	3	
P--H		...CAPACITOR, FIXED, MICA: C5-1, C5-2 DM10E121K0100W4CR; (72136)	EA	2				*	*	*	*	38	4	

SECTION II REPAIR PARTS LIST (Continued)

(1) SPR CODE	(2) FEDERAL STOCK NUMBER	(3) DESCRIPTION REFERENCE NUMBER & MFR. CODE	(4) UNITY OF MEAS	(5) QTY INC IN UNIT	(6) 30-DAY DS MAINT ALLOWANCE			(7) 30-DAY GS MAINT ALLOWANCE			(8) 1 YR ALM EQUIP PERIOD EQUIP	(9) DEPOT MAINT ALM PERIOD EQUIP	(10) ILLUSTRATIONS	
					(a)	(b)	(c)	(a)	(b)	(c)			(a) FIG NO.	(b) ITEM NO.
					1-20	21-50	51-100	1-20	21-50	51-100				
XI-H		...PRINTED WIRING BOARD: 297-10050-1; (46899)	EA	1								38	5	
P-H	5905-185-8510	...RESISTOR, FIXED, COMPOSITION: R3-1, R3-2 RC20GF103J; (81349)	EA	2				*	*	*	*	38	6	
P-H	5905-195-679	...RESISTOR, FIXED, COMPOSITION: R6-1, R6-2, R7-1, R7-2 RC20GF681J; (81349)	EA	4				*	*	*	*	38	7	
P-H	5905-279-2669	...RESISTOR, FIXED, COMPOSITION: R8-1, R8-2 RC20GF133J; (81349)	EA	2				*	*	*	*	38	8	
P-H	5905-190-8887	...RESISTOR, FIXED, COMPOSITION: R4-1, R4-2, R5-1, R5-2 RC20GF202J; (81349)	EA	4				*	*	*	*	38	9	
P-H	5961-940-0535	...SEMICONDUCTOR DEVICE, DIODE: CR1-1, CR1-2, CR2-1, CR2-2, CR3-1, CR3-2, CR4-1, CR4-2, CR5-1, CR5-2, CR6-1, CR6-2 89420; (03877)	EA	12				*	*	*	*	38	10	
P-H	5961-936-0588	...TRANSISTOR: Q2-1, Q2-2, Q3-1, Q3-2 QNB68; (01295)	EA	4				*	*	*	*	38	11	
P-H	5961-064-0796	...TRANSISTOR: Q1-1, Q1-2 QNB68A; (01295)	EA	2				*	*	*	*	38	12	
P-H-S	7440-717-6689	...CIRCUIT CARD ASSEMBLY: 398-6991-1; (46899)	EA	6				*	*	*	*	22	17	
P-H		...CAPACITOR-RESISTOR: E1-1, E1-2, E2-1, E2-2 200C59; (56289)	EA	4				*	*	*	*	39	1	
P-H	5910-104-1505	...CAPACITOR, FIXED, MICA: C4-1, C4-2, C5-1, C5-2 DM10E20K0100WV4CR; (72136)	EA	4				*	*	*	*	39	2	
P-H		...CAPACITOR, FIXED, MICA: C1-1, C1-2, C6-1, C6-2 DM10E33K0100WV4CR; (72136)	EA	4				*	*	*	*	39	3	
XI-H		...PRINTED WIRING BOARD: 297-10054-1; (46899)	EA	1								39	4	
P-H	5905-279-3494	...RESISTOR, FIXED, COMPOSITION: R1-1, R1-2, R2-1, R2-2 RC20GF823J; (81349)	EA	4				*	*	*	*	39	5	
P-H	5905-185-8510	...RESISTOR, FIXED, COMPOSITION: R3-1, R3-2, R4-1, R4-2 RC20GF103J; (81349)	EA	4				*	*	*	*	39	6	
P-H	5961-940-0538	...SEMICONDUCTOR DEVICE, DIODE: CR1-1, CR1-2, CR2-1, CR2-2, CR3-1, CR3-2, CR4-1, CR4-2, CR5-1, CR5-2, CR6-1, CR6-2, CR7-1, CR7-2 89420; (03877)	EA	14				*	*	*	*	39	7	
P-H	5961-936-0588	...TRANSISTOR: Q1-1, Q1-2, Q2-1, Q2-2 QNB68; (01295)	EA	4				*	*	*	*	39	8	
P-H-S	7440-707-1320	...CIRCUIT CARD ASSEMBLY: 398-6993-1; (46899)	EA	1				*	*	*	*	22	18	

SECTION II REPAIR PARTS LIST (Continued)

(1) SHE CODE	(2) FEDERAL STOCK NUMBER	(3) DESCRIPTION REFERENCE NUMBER & MFR. CODE USABLE ON CODE	(4) UNIT OF MEAS	(5) QTY INC IN UNIT	(6) 30-DAY GS MAINT ALLOWANCE			(7) 90-DAY GS MAINT ALLOWANCE			(8) 1 YR ALY EQUIP CHECK	(9) REPT MAINT EQUIP NO	(10) ILLUSTRATIONS	
					(a) 1-30	(b) 31-60	(c) 61-100	(a) 1-90	(b) 91-180	(c) 181-270			(a) FIG NO.	(b) ITEM NO.
P-H		...CAPACITOR, FIXED, ELECTROLYTIC: C5 C813; (81349)	EA	1				•	•	•	•	•	40	1
P-H		...CAPACITOR, FIXED, MICA: C6-1, C6-2 M810; (72135)	EA	2				•	•	•	•	•	40	2
P-H	5910-762-2543	...CAPACITOR, FIXED, MICA: C1-1, C1-2 C813; (81349)	EA	2				•	•	•	•	•	40	3
P-H		...CAPACITOR, FIXED, PLASTIC: C7-1, C7-2 6678124512; (89037)	EA	2				•	•	•	•	•	40	4
XL-H		...PRINTED WIRING BOARD: 297-10071-1; (46829)	EA	1									40	5
P-H	5905-190-8880	...RESISTOR, FIXED, COMPOSITION: R5-1, R5-2 R200F122J; (81349)	EA	2				•	•	•	•	•	40	6
P-H	5905-279-3505	...RESISTOR, FIXED, COMPOSITION: R6-1, R6-2 R200F392J; (81349)	EA	2				•	•	•	•	•	40	7
P-H	5905-171-2006	...RESISTOR, FIXED, COMPOSITION: R6-1, R6-2 R200F271J; (81349)	EA	2				•	•	•	•	•	40	8
P-H	5905-257-0935	...RESISTOR, FIXED, COMPOSITION: R1-1, R1-2 R200F432J; (81349)	EA	2				•	•	•	•	•	40	9
P-H	5905-279-1876	...RESISTOR, FIXED, COMPOSITION: R8-1, R8-2 R200F222J; (81349)	EA	2				•	•	•	•	•	40	10
P-H	5905-279-3512	...RESISTOR, FIXED, COMPOSITION: R7-1, R7-2 R200F431J; (81349)	EA	2				•	•	•	•	•	40	11
P-H	5905-171-1998	...RESISTOR, FIXED, COMPOSITION: R3-1, R3-2 R200F333J; (81349)	EA	2				•	•	•	•	•	40	12
P-H	5905-279-3511	...RESISTOR, FIXED, COMPOSITION: R2-1, R2-2 R200F511J; (81349)	EA	2				•	•	•	•	•	40	13
P-H	5961-280-1404	...SEMICONDUCTOR DEVICE, DIODE: CR2-1, CR2-2 07M41; (72699)	EA	2				•	•	•	•	•	40	14
P-H	5961-940-0538	...SEMICONDUCTOR DEVICE, DIODE: CR1-1, CR1-2, CR3-1, CR3-2, CR4-1, CR4-2, CR5-1, CR5-2, CR6-1, CR6-2, CR7-1, CR7-2 89420; (03877)	EA	12				•	•	•	•	•	40	15
P-H	5950-999-0366	...TRANSFORMER, POWER: T1-1, T1-2 43X128; (56289)	EA	2				•	•	•	•	•	40	16
P-H	5961-936-0588	...TRANSISTOR: Q1-1, Q1-2, Q2-1, Q2-2 Q866; (01295)	EA	4				•	•	•	•	•	40	17

SECTION II REPAIR PARTS LIST (Continued)

(1) NSC CODE	(2) FEDERAL STOCK NUMBER	(3) DESCRIPTION USABLE ON CODE	(4) UNIT OF MEAS	(5) QTY REQD PER UNIT	(6) 30-DAY QS MAINT ALLOWANCE			(7) 90-DAY QS MAINT ALLOWANCE			(8) 1 YR AVG PER EQUIP CIRCUIT	(9) REPT MNTY VALU PER 100 EQUIP	(10) ILLUSTRATIONS	
					(a)	(b)	(c)	(a)	(b)	(c)			(a) FIG NO.	(b) ITEM NO OR REFERENCE DESIGNATION
					-30	31-60	61-100	1-30	31-60	61-100				
		CIRCUIT CARD ASSEMBLY: 398-6948-1110; (46899)	EA	1				*	*	*	*	22	19	
	5910-730-0926	CAPACITOR, FIXED, ELECTROLYTIC: C5 1500000450182; (5689)	EA	1				*	*	*	*	48	1	
	5910-781-6663	CAPACITOR, FIXED, ELECTROLYTIC: C6 1500000450092; (5689)	EA	1				*	*	*	*	48	2	
	7440-724-1567	CIRCUIT CARD ASSEMBLY: 398-6948-1000; (46899)	EA	1				*	*	*	*			
	5915-481-8153	CAPACITOR-RESISTOR: R1 R00C1017; (5689)	EA	1				*	*	*	*	48	3	
	5910-736-9202	CAPACITOR FIXED, ELECTROLYTIC: C1, C8 C0138473K; (81349)	EA	2				*	*	*	*	48	4	
		CAPACITOR, FIXED, MICA: C3 M1000000000040R; (72136)	EA	1				*	*	*	*	48	5	
		FINISHED WIRE BOARD: 597 10051 2; (46899)	EA	1								48	6	
	5905-192-3978	RESISTOR, FIXED, COMPOSITION: R2 R00007303J; (81349)	EA	1				*	*	*	*	48	7	
	5905-190-8883	RESISTOR, FIXED, COMPOSITION: R3 R00007100J; (81349)	EA	1				*	*	*	*	48	8	
	5905-279-2673	RESISTOR, FIXED COMPOSITION: R5 R00007622J; (81349)	EA	1				*	*	*	*	48	9	
	5905-279-2522	RESISTOR, FIXED, COMPOSITION: R3 R00007154J (81349)	EA	1				*	*	*	*	48	10	
	5905-257-0935	RESISTOR, FIXED, COMPOSITION R10 R00007432J; (81349)	EA	1				*	*	*	*	48	11	
	5905-185-8510	RESISTOR, FIXED COMPOSITION: R5 R00007103J; (81349)	EA	1				*	*	*	*	48	12	
	5905-249-4200	RESISTOR, FIXED, COMPOSITION: R4 R00007912J; (81349)	EA	1				*	*	*	*	48	13	
	5905-279-1751	RESISTOR FIXED COMPOSITION: R9 R00007308J; (81349)	EA	1				*	*	*	*	48	14	
	5905-279-3505	RESISTOR, FIXED, COMPOSITION: R7 R00007398J; (81349)	EA	1				*	*	*	*	48	15	
	5905-279-3494	RESISTOR, FIXED, COMPOSITION: R11 R00008023J; (81349)	EA	1				*	*	*	*	48	16	
	5905-279-3511	RESISTOR FIXED, COMPOSITION: R14 R00007511J; (81349)	EA	1				*	*	*	*	48	17	
	5961-702-3435	SEMICONDUCTOR DEVICE, DIODE: C02 789U C05 1H3600; (81349)	EA	5				*	*	*	*	48	18	
	5961-940-0538	SEMICONDUCTOR DEVICE, DIODE: C01 C07 789U C10 09400; (03877)	EA	5				*	*	*	*	48	19	
	5961-936-0588	TRANSISTOR: Q1B, Q2B, Q3B, Q5B 00800; (01295)	EA	4				*	*	*	*	48	20	

SECTION II REPAIR PARTS LIST (Continued)

(1) SIC CODE	(2) FEDERAL STOCK NUMBER	(3) DESCRIPTION REFERENCE NUMBER & MFR CODE	(4) UNIT OF MEAS	(5) QTY INC IN UNIT	(6) 30-DAY GS MAINT ALLOWANCE			(7) 30-DAY GS MAINT ALLOWANCE			(8) 1 YR ALM PER EQUIP CTRACTY	(9) DEPOT MAINT ALW PER 100 EQUIP	(10) ILLUSTRATIONS	
					(a) 1-30	(b) 31-60	(c) 61-100	(a) 1-30	(b) 31-60	(c) 61-100			(a) FIG NO	(c) ITEM NO OR REFERENCE DESIGNATION
P-H	5961-809-9049	TRANSISTOR Q4B 28799 (81349)	EA	1				*	*	*	*		48	21
CL-H		.COMPONENT INCANDESCENT FUSE BUTTON: 398-6910-1 (46899)	EA	1										
CL-H		.FUSE BUTTON: 297-10324-1 (46899)	EA	23										
CL-H		ELIVE SOLED 980097-1 (46899)	EA	23										
A-H-S		CONDUCTOR ASSEMBLY, ELECTRICAL 398-6692-1 (46899)	EA	1									21	6
CL-H		.BAR, HOLD-DOWN: 298 3962-1; (46899)	EA	3										
P-H	5305-984-4988	SCREW, MACHINE NE35206-228 (96906)	EA	2				*	*	*	*	*		
CL-H		BRACKET, ARMED 298-4265-1 (46899)	EA	1									21	7
P-H		.SCREW TAPPING 980043 15 (46899)	EA	2				*	*	*	*	*	21	8
P-H	5310-596-7693	WASHER LOCK NE35335-31 (96906)	EA	2				*	*	*	*	*	21	5
P-H	6150-941-1969	BUS BAR 298-4095-1 (46899)	EA	4				*	*	*	*	*		
P-H		.CAPACITOR, FIXED, ELECTROLYTIC CB04047X (81349)	EA	10				*	*	*	*	*	21	9
P-H	5910-786-9202	CAPACITOR, FIXED, ELECTROLYTIC: CE13847X; (81349)	EA	4				*	*	*	*	*	21	10
P-H	5895-179-8518	CIRCUIT CARD ASSEMBLY 398-4490-9 (46899)	EA	3				*	*	*	*	*	21	11
CL-H		PRINTED WIRING BOARD 297 3414-1-7 (46899)	EA	1										
P-H	5340-057-2890	CLAMP LOOP NE21333 3 (96906)	EA	1				*	*	*	*	*	21	12
P-H	5340-880-5949	CLAMP, LOOP NE21333-9 (96906)	EA	2				*	*	*	*	*	21	13
P-H		.NUT FLAIN, HEXAGON NE35649-82 (96906)	EA	1				*	*	*	*	*	21	2
P-H	5310-596-7693	WASHER LOCK NE35335 31 (96906)	EA	1				*	*	*	*	*	21	5
P-H	5340-057-2894	CLAMP, LOOP NE21333 7 (96906)	EA	2				*	*	*	*	*		
P-H		SCREW MACHINE 64-060641-40-024200 (78189)	EA	2				*	*	*	*	*		
A-H-S		CONDUCTOR PLATE 398-6379 2 (46899)	EA	1										
P-H	5935-782-6183	CONTACT SET 398-8005 1 (46899)	EA	480				*	*	*	*	*		
P-H	5935-782-6182	CONTACT SET 398-8005 3 (46899)	EA	80				*	*	*	*	*		
P-H	5935-134-9721	CONTACT SET: 398-8005 2 (46899)	EA	480				*	*	*	*	*		
P-H		CONTACT SET 398-8005 5 (46899)	EA	80				*	*	*	*	*		
P-H	5935-134-9722	CONTACT SET 398-8005-4 (46899)	EA	80				*	*	*	*	*		

SECTION II REPAIR PARTS LIST (Continued)

(1) SHR CODE	(2) FEDERAL STOCK NUMBER	(3) DESCRIPTION REFERENCE NUMBER & MFR CODE	(4) UNIT OF MEAS	(5) QTY INC IN UNIT	(6) 30-DAY DS MAINT ALLOWANCE			(7) 30-DAY GS MAINT ALLOWANCE			(8) 1 YR ALY PERIOD EQUIP CATEGY	(9) DEPOT MAINT ALL PER 100 EQUIP	(10) ILLUSTRATIONS	
					(a)	(b)	(c)	(a)	(b)	(c)			(a)	(b)
					1 20	21 50	51-100	1 20	21 50	51-100			FIG NO	ITEM NO
P--H		CONTACT SET 398-8005-6 (46859)	EA	80				*	*	*	*			
P--H		PLATE CONTACT MOUNTING 398-8006-2 (46859)	EA	1				*	*	*	*			
P--H	5935-269-2972	CONNECTOR RECEPTACLE ELECTRICAL K600-5PCRDG15 (95238)	EA	1				*	*	*	*	21	14	
XI H		HINGE BUTT 398-6842 2 (46859)	EA	1								21	15	
P--H	5310-012-0622	NUT PLAIN HEXAGON MS35649-82 (96906)	EA	4					*			21	2	
P--H	5305-984-6195	SCREW MACHINE MS35206-247 (96906)	EA	4					*	*	*	21	16	
P--H	5310-809-8544	WASHER PLAT MS27183-7 (96906)	EA	4								21	4	
P--H	5310-596-7693	WASHER LOCK MS35335 31 (96906)	EA	4								21	5	
XI H		HOLDER CIRCUIT CARD 297 4080-1 (46859)	EA	8								21	17	
P--H	5305-889-3001	SCREW MACHINE MS35206 231 (96906)	EA	2					*	*	*	21	18	
P H	5310-209-0788	WASHER LOCK MS35335 30 (96906)	EA	2					*	*	*	21	19	
XI H		HOLDER CIRCUIT CARD 297 4080-2 (46859)	EA	8										
P--H	5305-889-3001	SCREW MACHINE MS35206-231 (96906)	EA	2						*				
P--H	5310-209-0788	WASHER LOCK MS35335 30 (96906)	EA	2					*	*	*			
XI H		PAD CUSHIONING 297 3250 1 (46859)	EA	6										
M H		PLATE DESCRIPTION 298-4457 2 (46859)	EA	1										
P H		NUT PLAIN HEXAGON MS35649-62 (96906)	EA	1					*	*	*			
P--H		SCREW MACHINE 64-060641 40-0242C0 (78189)	EA	1							*			
P H	5940-945-2082	TERMINAL LUG 42844 1 (00779)	EA	3						*	*	21	20	
P H	5940-916-2687	TERMINAL LUG 2579 (03801)	EA	14								21	21	
P--H	5305-984-4983	SCREW MACHINE MS35206-226 (96906)	EA	1						*	*	21	22	
P H	5310-209-0788	WASHER LOCK MS35335 30 (96906)	EA	1						*	*	21	19	
M- H		PLATE IDENTIFICATION 298-4428-116 (46859)	EA	1								21	23	
P H		NUT PLAIN HEXAGON MS35649-82 (96906)	EA	1								21	2	

SECTION II REPAIR PARTS LIST (Continued)

(1) SMR CODE	(2) FEDERAL STOCK NUMBER	(3) DESCRIPTION REFERENCE NUMBER & MFR CODE	(4) UNIT OF MEAS	(5) QTY INC IN UNIT	(6) 30-DAY DS MAINT ALLOWANCE			(7) 30-DAY GS MAINT ALLOWANCE			(8) 1 YR ALM PERIOD EQUIP CENCY	(9) DEPOT MAINT PER 100 EQUIP	(10) ILLUSTRATIONS		
					(a)	(b)	(c)	(a)	(b)	(c)			(a)	(b)	
					1-20	21 50	51-100	1 20	21 50	51-100			FIG NO	ITB# NO	
P--H	5305-984-6193	SCREW MACHINE MS35206-245 (96906)	EA	1				*	*	*	*	*	21	3	
P--H	5310-809-8544	WASHER FLAT MS27183-7 (96906)	EA	1				*	*	*	*	*	21	4	
P--H	5310-596-7693	WASHER LOCK MS35335-31 (96906)	EA	1				*	*	*	*	*	21	5	
		GROUP 22 ASYNCHRONOUS													
G--H-S		LINE TERMINATION BUFFER ASSEMBLY ASYNCHRONOUS 398-6564-1 (46859)	EA	1										21	
XI H		BRACKET ANGLE 398-6906-1 (46859)	EA	1											
XI-H		BRACKET ANGLE 298-4247-1 (46859)	EA	1										21	1
P--H		NUT FLAIN HEXAGON MS35649-82 (96906)	EA	2				*	*	*	*	*	21	2	
P--H	5305-984-6193	SCREW MACHINE MS35206-245 (96906)	EA	2				*	*	*	*	*	21	3	
P- H	5310-809-8544	WASHER FLAT MS27183-7 (96906)	EA	2				*	*	*	*	*	21	4	
P--H	5310-596-7693	WASHER LOCK MS35335-31 (96906)	EA	2				*	*	*	*	*	21	5	
P--H		NUT FLAIN HEXAGON MS35649-82 (96906)	EA	2				*	*	*	*	*			
P--H		NUT FLAIN HEXAGON MS35649-82 (96906)	EA	2				*	*	*	*	*			
P--H	5305-889-3000	SCREW MACHINE MS35206-230 (96906)	EA	2				*	*	*	*	*			
P--H	5310-209-0788	WASHER LOCK MS35335-30 (96906)	EA	2				*	*	*	*	*			
P- H	5310-596-7693	WASHER LOCK MS35335-31 (96906)	EA	2				*	*	*	*	*			
G--H S		COMPONENT CIRCUIT CARD 398-6691-1 (46859)	EA	1										41	
P--H S	5895-179-8513	CIRCUIT CARD ASSEMBLY 398-6853-2 (46859)	EA	1				*	*	*	*	*		41	1
P- H	5910-110-0893	CAPACITOR FIXED ELECTROLYTIC C2 150D396X5020R3 (56289)	EA	1				*	*	*	*	*		42	1
P-	5910-085-1163	CAPACITOR FIXED PLASTIC C1 663UN22251W2 (89037)	EA	1				*	*	*	*	*		42	2
XI H		PRINTED WIRING BOARD 297-10138-1 (46859)	EA	1										42	3
P- H	5905-279-2019	RESISTOR FIXED COMPOSITION R23 RC200P512J (81349)	EA	1				*	*	*	*	*		42	4

SECTION II REPAIR PARTS LIST (Continued)

(1) SHR CODE	(2) FEDERAL STOCK NUMBER	(3) DESCRIPTION REFERENCE NUMBER & MFR CODE	(4) UNIT OF MEAS	(5) QTY INC IN UNIT	(6) 30 DAY DS MAINT ALLOWANCE			(7) 30 DAY GS MAINT ALLOWANCE			(8) 1 YR ALW PERIOD EQUIP CNTGTY	(9) DEPOT MAINT ALW PERIOD EQUIP	(10) ILLUSTRATIONS	
					(a)	(b)	(c)	(a)	(b)	(c)			(a)	(b)
					1 20	21 50	51-100	1 20	21 50	51 100			FIG NO	ITEM NO
P--H	5905-279-2674	RESISTOR FIXED COMPOSITION R16 RC20GF20LJ (81349)	EA	1				*			*	42	5	
P--H	5905-279-1751	RESISTOR FIXED COMPOSITION R28 RC20GF302J (81349)	EA	1				*			*	42	6	
P--H	5905-279-3514	RESISTOR FIXED COMPOSITION R17 RC20GF18LJ (81349)	EA	1				*			*	42	7	
P--H	5905-249-4200	RESISTOR FIXED COMPOSITION R2 RC20GF912J (81349)	EA	1				*			*	42	8	
P--H	5905-171-1998	RESISTOR FIXED COMPOSITION R7 R25 RC20GF333J (81349)	EA	2							*	42	9	
P--H	5905-279-2516	RESISTOR FIXED COMPOSITION R5 RC20GF514J (81349)	EA	1							*	42	10	
P--H	59005-279-1878	RESISTOR FIXED COMPOSITION R15 RC20GF243J (81349)	EA	1							*	42	11	
P--H	5905-279-3503	RESISTOR FIXED COMPOSITION R10 R12 R20 R26 RC20GF682J (81349)	EA	4				*			*	42	12	
P--H	5905-279-3505	RESISTOR FIXED COMPOSITION R1 R11 RC20GF392J (81349)	EA	2							*	42	13	
P--H	5905-190-8887	RESISTOR FIXED COMPOSITION R24 RC20GF202J (81349)	EA	1							*	42	14	
P--H	5905-279-1879	RESISTOR FIXED COMPOSITION R13 R18 RC20GF222J (81349)	EA	2							*	42	15	
P--H	5909-279-2651	RESISTOR FIXED COMPOSITION R22 RC32GF82LJ (81349)	EA	1							*	42	16	
P--H	5905-171-2001	RESISTOR FIXED COMPOSITION R9 R27 RC20GF362J (81349)	EA	2							*	42	17	
P--H	5905-195-6453	RESISTOR FIXED COMPOSITION R3 R19 RC20GF 62J (81349)	EA	2							*	42	18	
P--H	5905-279-1879	RESISTOR FIXED COMPOSITION R4 RC20GF270J (81349)	EA	1							*	42	19	
P--H	5905-279-3495	RESISTOR FIXED COMPOSITION R14 RC20GF753J (81349)	EA	1							*	42	20	
P--H	5905-257-0935	RESISTOR FIXED COMPOSITION R6 R8 RC20GF432J (81349)	EA	2							*	42	21	
P--H	5961-940-0538	SEMICONDUCTOR DEVICE DIODE CR3 8942G (03877)	EA	1								42	22	

SECTION II REPAIR PARTS LIST (Continued)

(1) SHR CODE	(2) FEDERAL STOCK NUMBER	(3) DESCRIPTION REFERENC ^c NUMBER & MFR CODE	(4) UNIT OF MEAS USABLE ON CODE	(5) QTY INC IN UNIT	(6) 30-DAY DS MAINT ALLOWANCE			(7) 30-DAY GS MAINT ALLOWANCE			(8) 1 YR ALW EQUIP PER 100 EQUIP CHNGY	(9) DEPOT MAINT ALW EQUIP PER 100 EQUIP	(10) ILLUSTRATIONS	
					(a)	(b)	(c)	(a)	(b)	(c)			(a)	(b)
					1-20	21-50	51-100	1-20	21-50	51-100			FIG NO	ITEM NO
P--H	5961-752-6121	SEMICONDUCTOR DEVICE DIODE CR4 1W753A (81349)	EA	1				*	*	*	*	42	23	
P--H		SEMICONDUCTOR DEVICE DIODE CR1 CR2 153 (98659)	EA	2				*	*	*	*	42	24	
P--H	5961-752-5229	TRANSISTOR Q1 Q2 Q3 Q5 THRU Q8 Q10 2W404 (81349)	EA	8				*	*	*	*	42	25	
P--H	5961-850-7646	TRANSISTOR Q4 Q9 Q11 2W1302 (81349)	EA	3				*	*	*	*	42	26	
P--H-S	7440-707-1321	CIRCUIT CARD ASSEMBLY 398-6550-1 (46859)	EA	5				*	*	*	*	41	2	
P--H	5915-938-4312	CAPACITOR-RESISTOR E1-1 E2-1 E1-2 E2-2 200C1007 (56289)	EA	4				*				28	1	
P- H		LAMP INCANDESCENT I1-1 I1-2 1859 (71744)	EA	2				*				28	2	
XI H		PRINTED WIRING BOARD 297-10053-1 (46859)	EA	1								28	3	
P--H	5905-190-8889	RESISTOR FIXED COMPOSITION R2-1 R2-2 RC20GF101J (81349)	EA	2				*	*	*	*	28	4	
P--H	5905-195-6453	RESISTOR FIXED COMPOSITION R1-1 R1 2 RC20GF562J (81349)	EA	2				*				28	5	
P--H	5905-171-1986	RESISTOR FIXED COMPOSITION R3-1 R3-2 RC20GF563J (81349)	EA	2				*				28	6	
XI H		RETAINER LAMP 297 4281-1 (46859)	EA	1								28	7	
P--H		SCREW SELF-TAPPING PK15KZ2-5 (45722)	EA	1										
P--H		WASHER FLAT 9W0019-1 (46859)	EA	1										
P--H	5961-940-0538	SEMICONDUCTOR DEVICE DIODE CR1-1 CR2-1 CR3-1 CR4-1 CR5-1 CR6-1 CR1-2 CR2-2 CR3-2 CR4-2 CR5-2 CR6-2 8942G (03877)	EA	12								28	8	
P- H	5961-936-0588	TRANSISTOR Q1-1 Q2-1 Q1-2 Q2-2 0W068 (01295)	EA	4				*		*	*	28	9	
P- H	5961-752-5229	TRANSISTOR Q3-1 Q3-2 2W404 (81349)	EA	2				*	*	*	*	28	10	
P- H-S	5895-179-8512	CIRCUIT CARD ASSEMBLY 398-6547 11919 (46859)	EA	1				*	*	*	*	41	3	
P- H	5910-855-2717	CAPACITOR FIXED MICA C2-1 C2-2 0M15P511JW3 (81349)	EA	2								43	1	

SECTION II REPAIR PARTS LIST (Continued)

(1) SNR CODE	(2) FEDERAL STOCK NUMBER	(3) DESCRIPTION REFERENCE NUMBER & MFR CODE	(4) UNIT OF MEAS	(5) QTY INC IN UNITY	(6) 30-DAY DS MAINT ALLOWANCE			(7) 30-DAY GS MAINT ALLOWANCE			(8) 1 YR ALY EQUIP PERIOD ENTELY	(9) DEPOT MAINT ALY PERIOD EQUIP	(10) ILLUSTRATIONS	
					(a)	(b)	(c)	(a)	(b)	(c)			(a) FIG NO	(b) ITEM NO
					1-20	21-50	51-100	1-20	21-50	51-100				
P-H		CAPACITOR FIXED MICA C3-1 C3-2 GM15F121JW3 (81349)	EA	2				*	*	*	*	*	43	2
P-H-S	7440-724-1570	CIRCUIT CARD ASSEMBLY 398-6547-10000 (46859)	EA	1				*	*	*	*	*		
P-H	5915-938-4312	CAPACITOR-RESISTOR E1-1 E1-2 200C1007 (56289)	EA	2				*	*	*	*	*	43	3
P-H	5910-786-9202	CAPACITOR FIXED ELECTROLYTIC C7 CS13BP475K (81349)	EA	1				*	*	*	*	*	43	4
P-H	5910-065-8613	CAPACITOR FIXED MICA C1-1 C1-2 DM10E820J0100WV4CR (72136)	EA	2				*	*	*	*	*	43	5
P-H		CAPACITOR FIXED MICA C5-1 C5-2 DM10E121K0100WV4CR (72136)	EA	2				*	*	*	*	*	43	6
XL H		PRINTED WIRING BOARD 297-10050-1 (46859)	EA	1									43	7
P-H		RESISTOR FIXED COMPOSITION R3-1 R3-2 RC20GF103J (81349)	EA	2				*	*	*	*	*	43	8
P-H	5905-195-6791	RESISTOR FIXED COMPOSITION R6-1 R7-1 R6-2 R7 2 RC20GF681J (81349)	EA	4				*	*	*	*	*	43	9
P-H	5905-279-2669	RESISTOR FIXED COMPOSITION R8-1 R8-2 RC20GF133J (81349)	EA	2				*	*	*	*	*	43	10
P-H	5905-190-8887	RESISTOR FIXED COMPOSITION R4-1 R5-1 R4-2 R5-2 RC20GF202J (81349)	EA	4				*	*	*	*	*	43	11
P-H	5961-940-0538	SEMICONDUCTOR DEVICE DIODE CR1-1 CR2-1 CR3-1 CR4-1 CR5-1 CR6-1 CR1 2 CR2-2 CR3-2 CR4-2 CR5-2 CR6-2 S942G (03877)	EA	12				*	*	*	*	*	43	12
P-H	5961-936-0588	TRANSISTOR Q2-1 Q3-1 Q2-2 Q3-2 GM868 (01295)	EA	4						*	*	*	43	13
P-H	5961-064-0796	TRANSISTOR Q1-1 Q1-2 GM868A (01295)	EA	2									43	14
P-H-S	7440-717-6689	CIRCUIT CARD ASSEMBLY 398-6551-1 (46859)	EA	4									41	4
P-H		CAPACITOR RESISTOR E1-1 E1-2 E2 1 E2-2 200C59 (56289)	EA	4				*	*	*	*	*	39	1
P-H	5910-104-1505	CAPACITOR FIXED MICA C4-1 C4-2 C5-1 C5-2 DM10E820K0100WV4CR (72136)	EA	4				*	*	*	*	*	39	2
P-H		CAPACITOR FIXED MICA C1-1 C1-2 C6-1 C6-2 DM10E330K0100WV4CR (72136)	EA	4									39	3

SECTION II REPAIR PARTS LIST (Continued)

(1) SPR CODE	(2) FEDERAL STOCK NUMBER	(3) DESCRIPTION USABLE ON CODE	(4) UNIT OF MEAS	(5) QTY INC IN UNIT	(6) 30-DAY DS MAINT ALLOWANCE			(7) 30-DAY GS MAINT ALLOWANCE			(8) 1 YR ALY PERIOD EQUIP CATG	(9) DEPOT MAINT ALY PERIOD EQUIP	(10) ILLUSTRATIONS	
					(a) 1-20	(b) 21-50	(c) 51-100	(a) 1-20	(b) 21-50	(c) 51-100			(a) FIG NO	(b) ITEM NO
XI-H		PRINTED WIRING BOARD 297-10054-1 (46899)	EA	1								39	4	
P-H	5905-279-3494	RESISTOR FIXED COMPOSITION R1-1 R1-2 R2-1 R2-2 RC200F823J (81349)	EA	4								39	5	
P-H	5905-185-8510	RESISTOR FIXED COMPOSITION R3-1 R3-2 R4-1 R4-2 RC200F103J (81349)	EA	4								39	6	
P-H	5961-940-0538	SEMICONDUCTOR DEVICE DIODE CR1-1 CR1-2 CR2-1 CR2-2 CR3-1 CR3-2 CR4-1 CR4-2 CR5-1 CR5-2 CR6-1 CR6-2 CR7-1 CR1-2 S942G (03877)	EA	14								39	7	
P-H	5961-936-0588	TRANSISTOR Q1-1 Q1-2 Q2-1 Q2-2 QW868 (01295)	EA	4								39	8	
P-H-S	5895-179-8511	CIRCUIT CARD ASSEMBLY 398-6547-11952 (46899)	EA	1								41	13	
P-H	5910-941-4815	CAPACITOR FIXED ELECTROLYTIC: C2-2 1 D184X5020A2 (56289)	EA	1								44	1	
P-H	5910-994-6877	CAPACITOR FIXED ELECTROLYTIC C3-2 150D124X5020A2 (56289)	EA	1								44	2	
P-H		CAPACITOR FIXED MICA C3-1 CM15F12LJW3 (81349)	EA	1								44	3	
P-H	5910-855-2717	CAPACITOR FIXED MICA C2-1 CM15F51LJW3 (81349)	EA	1								44	4	
P-H-S	7440-724-1570	CIRCUIT CARD ASSEMBLY 398-6547-10000 (46899)	EA	1										
P-H	5915-938-4312	CAPACITOR RESISTOR R1-1 R1-2 200C1007 (56289)	EA	2								44	5	
P-H	5910-786-9202	CAPACITOR FIXED ELECTROLYTIC C7 CB13RF475K (81349)	EA	1								44	6	
P-H	5910-065-8613	CAPACITOR FIXED MICA C1-1 C1-2 DM10E820J0100WV4CR (72136)	EA	2								44	7	
P-H		CAPACITOR FIXED MICA C5-1 C5-2 DM10E121K0100WV4CR (72136)	EA	2								44	8	
XI-H		PRINTED WIRING BOARD 297-10050-1 (46899)	EA	1								44	9	
P-H	5905-185-8510	RESISTOR FIXED COMPOSITION R3-1 R3-2 RC200F103J (81349)	EA	2								44	10	
P-H	5905-195-6791	RESISTOR FIXED COMPOSITION R6-1 R7-1 R5-2 R7-2 RC200F681J (81349)	EA	4								44	11	
P-H	5905-279-2669	RESISTOR FIXED COMPOSITION R8-1 R8-2 RC200F133J (81349)	EA	2								44	12	

SECTION II REPAIR PARTS LIST (Continued)

(1) SNR CODE	(2) FEDERAL STOCK NUMBER	(3) DESCRIPTION REFERENCE NUMBER & MFR CODE	(4) UNIT OF MEAS	(5) QTY INC IN UNIT	(6) 30-DAY DS MAINT ALLOWANCE				(7) 30 DAY G MAINT ALLOWANCE			(8) 1 YR ALW PERIOD EQUIP CATGY	(9) DEPOT MAINT ALW PER 100 EQUIP	(10) ILLUSTRATIONS	
					(a)	(b)	(c)	(a)	(b)	(c)	(a)			(b)	
					1	20	21	50	51	100	1			20	21
P-H	5905-190-8887	RESISTOR FIXED COMPOSITION R4-1 R5-1 R4-2 R5-2 RC20GF202J (81349)	EA	4					*	*	*		44	13	
P-H	5961-940-0538	SEMICONDUCTOR DEVICE DIODE CR1-1 CR2-1 CR3-1 CR4-1 CR5-1 CR6-1 CR1 2 CR2-2 CR3-2 CR4-2 CR5-2 CR6-2 5942G (03877)	EA	12					*	*	*		44	14	
P-H	5961-936-0588	TRANSISTOR Q2-1 Q3-1 Q2-2 Q3-2 QW868 (01295)	EA	4							*		44	15	
P-H	5961-064-0796	TRANSISTOR Q1-1 Q1 2 QW868A (01295)	EA	2									44	16	
P-H-S	6625-809-6113	CIRCUIT CARD ASSEMBLY 398-6845-1 (46859)	EA	1									41	6	
P-H	5915-938-4312	CAPACITOR-RESISTOR E1 200C1007 (56289)	EA	1									45	1	
P-H	5910-850-7991	CAPACITOR FIXED MICA C3 CM15F151JH3 (81349)	EA	1									45	2	
P-H	5910-762-9245	CAPACITOR FIXED MICA C1 CM15D471JW3 (81349)	EA	1									45	3	
XL-H		PRINTED WIRING BOARD 297-10137 2 (46859)	EA	1									45	4	
P-H	5905-279-3503	RESISTOR FIXED COMPOSITION R11 R12 RC20GF682J (81349)	EA	2									45	5	
P-H	5905-355-11	RESISTOR FIXED COMPOSITION R1 R3 RC20GF511J (81349)	EA	2									45	6	
P-H	5905-279-2674	RESISTOR FIXED COMPOSITION R2 RC20GF201J (81349)	EA	1									45	7	
P-H	5905-279-1751	RESISTOR FIXED COMPOSITION R15 RC20GF302J (81349)	EA										45	8	
P-H	5905-279-3509	RESISTOR FIXED COMPOSITION R6 RC20GF911J (81349)	EA	1									45	9	
P-H	5905-279-1876	RESISTOR FIXED COMPOSITION R8 R10 RC20GF222J (81349)	EA	2									45	10	
P-H	5905-279-2673	RESISTOR FIXED COMPOSITION R7 RC20GF622J (81349)	EA	1									45	11	
P-H	5905-190-8887	RESISTOR FIXED COMPOSITION R9 RC20GF202J (81349)	EA	1									45	12	
P-H	5905-257-0935	RESISTOR FIXED COMPOSITION R4 R5 RC20GF432J (81349)	EA	2									45	13	

SECTION II REPAIR PARTS LIST (Continued)

(1) SMR CODE	(2) FEDERAL STOCK NUMBER	(3) DESCRIPTION USABLE ON CODE	(4) UNIT OF MEAS	(5) QTY INC IN UNIT	(6) 30-DAY DS MAINT ALLOWANCE			(7) 30-DAY GS MAINT ALLOWANCE			(8) 1 YR ALW EQUIP CRNCY	(9) DEPOT MAINT PERIOD EQUIP	(10) ILLUSTRATIONS	
					(a)	(b)	(c)	(a)	(b)	(c)			(a)	(b)
					1 20	21 50	51-100	1 20	21 50	51 100			FIG NO	ITEM NO
P- H	5961-940-0538	SEMICONDUCTOR DEVICE DIODE CR5 89420 (03877)	EA	1				*	*	*	*	45	14	
P H	5961-752-6121	SEMICONDUCTOR DEVICE DIODE CR1 CR2 1B753A (81349)	EA	2				*	*	*	*	45	15	
P H		SEMICONDUCTOR DEVICE DIODE CR3 153 (96659)	EA	1				*	*	*	*	45	16	
P H	5961-936-0588	TRANSISTOR Q4 QW868 (01295)	EA	1				*	*	*	*	45	17	
P- H	5961-752-5229	TRANSISTOR Q2 Q5 Q6 2B404 (81349)	EA	3				*	*	*	*	45	18	
P H	5961-850-7646	TRANSISTOR Q1 Q3 Q7 2B1302 (81349)	EA	3				*	*	*	*	45	19	
P H-S	5895-179-8510	CIRCUIT CARD ASSEMBLY 398-6547-11923 (46859)	EA	1				*	*	*	*	46	7	
P H		CAPACITOR FIXED MICA C3-1 CM15F12LJW3 (81348)	EA	1				*	*	*	*	46	1	
P H	5910-855-2717	CAPACITOR FIXED MICA C2 1 CM15F51LJW3 (81349)	EA	1				*	*	*	*	46	2	
P--H	5910-724-6078	CAPACITOR FIXED MICA C3-2 CM15F39LJW3 (81349)	EA	1				*	*	*	*	46	3	
P H	5910-966-8490	CAPACITOR FIXED PLASTIC C2-2 663JM10251W2 (89037)	EA	1				*	*	*	*	46	4	
P H-S	7440-724-1570	CIRCUIT CARD ASSEMBLY 398-6547 10000 (46859)	EA	1				*	*	*	*	46	5	
P H	5915-938-4312	CAPACITOR RESISTOR R1 1 R1 2 200C1007 (56289)	EA	2				*	*	*	*	46	6	
P- H	5910-786-9202	CAPACITOR FIXED ELECTROLYTIC C7 CS13BF475X (81349)	EA	1				*	*	*	*	46	6	
P H	5910-065-8613	CAPACITOR FIXED MICA C1 1 C1 2 DM10E820J0100MV4CR (72136)	EA	2				*	*	*	*	46	7	
P- H		CAPACITOR FIXED MICA C5 1 C5 2 DM10E121K0100MV4CR (72136)	EA	2				*	*	*	*	46	8	
X1 H		PRINTED WIRING BOARD 297 10050-1 (46859)	EA	1				*	*	*	*	46	9	
P H	5905-185-8510	RESISTOR FIXED COMPOSITION R3-1 R3-2 RC20GF103J (81349)	EA	2				*	*	*	*	46	10	
P H	5905-195-6791	RESISTOR FIXED COMPOSITION R6-1 RT 1 R6-2 RT 2 RC20GF681J (81349)	EA	4				*	*	*	*	46	11	

SECTION II REPAIR PARTS LIST (Continued)

(1) SHR CODE	(2) FEDERAL STOCK NUMBER	(3) DESCRIPTION REFERENCE NUMBER & MFR CODE	(4) UNIT OF MEAS	(5) QTY INC IN UNIT	(6) 30 DAY DS MAINT ALLOWANCE			(7) 30 DAY GS MAINT ALLOWANCE			(8) 1 YR ALY PERIOD EQUIP CHNGLY	(9) DEPOT MAINT ALY PERIOD EQUIP	(10) ILLUSTRATIONS	
					(a)	(b)	(c)	(a)	(b)	(c)			(a)	(b)
					1	20	21	50	51	100			1	20
P--H	5905-279-2669	RESISTOR FIXED COMPOSITION R8-1 R8-2 RC20GF133J (81349)	EA	2									46	12
P--H	5905-190-8887	RESISTOR FIXED COMPOSITION R4-1 R5 1 R4-2 R5 2 RC20GF202J (81349)	EA	4									46	13
P--H	5961-940-0538	SEMICONDUCTOR DEVICE DIODE CR1 1 CR2 1 CR3-1 CR4-1 CR5-1 CR6-1 CR1 2 CR2 2 CR3-2 CR4-2 CR5 2 CR6-2 S942G (03877)	EA	12									46	14
P--H	5961-936-0588	TRANSISTOR Q2-1 Q3-1 Q2 2 Q3-2 GM868 (01295)	EA	4									46	15
P--H	5961-064-0796	TRANSISTOR Q1-1 Q1 2 GM868A (01295)	EA	2									46	16
P--H-S	7440-707-1320	CIRCUIT CARD ASSEMBLY 398-6593 1 (46859)	EA	1									41	8
P--H		CAPACITOR FIXED ELECTROLYTIC C6 CS13BD226M (81349)	EA	1									40	1
P--H		CAPACITOR FIXED MICA C4-1 C4 2 DM10E560K0100W hCR (72136)	EA	2									40	2
P--H	5910-762-2945	CAPACITOR FIXED MICA C1-1 C1 2 CM13D471JW3 (81349)	EA	2									40	3
P--H		CAPACITOR FIXED PLASTIC C5-1 C5 2 663UM12451W2 (89037)	EA	2									40	4
XI H		PRINTED WIRING BOARD 297 10071 1 (46859)	EA	1									40	5
P--H	5905-190-8880	RESISTOR FIXED COMPOSITION R5 1 R5 2 RC20GF122J (81349)	EA	2									40	6
P--H	5905-279-3505	RESISTOR FIXED COMPOSITION R1 1 R4 2 RC20GF392J (81349)	EA	2									40	7
P--H	5905-171-2006	RESISTOR FIXED COMPOSITION R6-1 R6-2 RC20GF271J (81349)	EA	2									40	8
P--H	5905-257-0935	RESISTOR FIXED COMPOSITION R1-1 R1 2 RC20GF432J (81349)	EA	2									40	9
P--H	5905-279-1876	RESISTOR FIXED COMPOSITION R8-1 R8-2 R 20GFP22J (81349)	EA	2									40	10
P--H	5905-279-3512	RESISTOR FIXED COMPOSITION R7 1 R7 2 RC20GF431J (81349)	EA	2									40	11
P--H	5905-171-1998	RESISTOR FIXED COMPOSITION R3-1 R3-2 RC20GF333J (81349)	EA	2									40	12
P H	5905-279-3511	RESISTOR FIXED COMPOSITION R2 1 R2 2 RC20GF511J (81349)	EA	2									40	13

SECTION III REPAIR PARTS LIST (Continued)

(1) SHR CODE	(2) FEDERAL STOCK NUMBER	(3) DESCRIPTION REFERENCE NUMBER & MFR CODE	(4) UNIT OF MEAS	(5) QTY INC IN UNIT	(6) 30-DAY DS MAINT ALLOWANCE			(7) 30 DAY 6S MAINT ALLOWANCE			(8) 1 YR ALW PERIOD EQUIP CMTGTY	(9) DEPT MAINT ALW PER 100 EQUIP	(10) ILLUSTRATIONS	
					(a)	(b)	(c)	(a)	(b)	(c)			(a)	(b)
					1 20	21 50	51-100	1 20	21 50	51 100			FIG NO	ITEM NO
P- H	5961-280-1404	SEMICONDUCTOR DEVICE DIODE CR2-1 CR2-2 GTD141 (72699)	EA	2				*	*	*		40	14	
P--H	5961-940-0538	SEMICONDUCTOR DEVICE DIODE CR1 1 CR1-2 CR3-1 CR3-2 CR4-1 CR4-2 CR5-1 CR5-2 CR6-1 CR6-2 CR7 1 CR7-2 S942G (03877)	EA	12				*	*	*		40	15	
P H	5950-999-0366	TRANSISTOR POWER T1-1 T1 2 432.28 (56289)	EA	2						*	*	40	16	
P--H	5961-936-0588	TRANSISTOR Q1-1 Q1-2 Q2-1 Q2-2 GM868 (01295)	EA					*	*		*	40	17	
P H S	5895-179-8509	CIRCUIT CARD ASSEMBLY 39B-6169 3 (46859)	EA	3								41	9	
X1 H		PRINTED WIRING BOARD 297 3883-2 (46859)	EA	1								23	1	
P- H	5905-279-1876	RESISTOR FIXED COMPOSITION R4-1 THRU R4 6 RC20GF22J (81349)	EA	6					*	*		23	2	
P H	5905-279-3502	RESISTOR FIXED COMPOSITION THRU R1 6 RC20GF123J (81349)	EA	6						*		23	3	
P--H	5905-279-1877	RESISTOR FIXED COMPOSITION R2-1 THRU R2 6 RC20GF242J (81349)	EA	6					*	*		23	4	
P H	5961-940-0538	SEMICONDUCTOR DEVICE DIODE U1 1 THRU U1 6 S942G (03877)	EA	6					*			23	5	
P H	5961-936-0588	TRANSISTOR Q1-1 THRU Q1 6 GM868 (01295)	EA	6								23	6	
P--H S	7440-724-1548	CIRCUIT CARD ASSEMBLY 39B-6537-1 (46859)	EA	2								41	10	
X1 H		PRINTED WIRING BOARD 297 10046-2 (46859)	EA	1								34	1	
P H	5961-940-0538	SEMICONDUCTOR DEVICE DIODE CR1 1 CR1 2 CR1 3 CR2-1 CR2-2 CR2 3 CR3-1 CR3-2 CR3-3 S942G (03877)	EA	9								34	2	
P H	5961-936-0588	TRANSISTOR Q1 1 Q1 2 Q1 3 GM868 (01295)	EA	3								34	3	
P--H		CAPACITOR FIXED MICA C2 1 C2 2 C2-3 DM10E560K0100MV4CR (72136)	EA	3							*	34	4	
P--H	5905-257-0935	RESISTOR FIXED COMPOSITION R5-1 R5 2 R5-3 RC20GF432J (81349)	EA	3								34	5	
P- H	5905-190-8887	RESISTOR FIXED COMPOSITION R1 1 R1 2 R1-3 RC20GF202J (81349)	EA	3					*			34	6	
P H	5905-171-1998	RESISTOR FIXED COMPOSITION R2 1 R2 3 R2 3 RC20GF333J (81349)	EA	3								34	7	

SECTION II REPAIR PARTS LIST (Continued)

(1) SMR CODE	(2) FEDERAL STOCK NUMBER	(3) DESCRIPTION REFERENCE NUMBER & MFR CODE	(4) UNIT OF MEAS	(5) QTY INC IN UNIT	(6) 30 DAY QS MAINT ALLOWANCE				(7) 30-DAY GS MAINT ALLOWANCE				(8) 1 YR ALW PERIOD EQUIP CENTGV	(9) DEPOT MAINT ALW PERIOD EQUIP	(1) ILLUSTRATIONS	
					(a)	(b)	(c)	(a)	(b)	(c)	(a)	(b)				
					1 20	21 50	51 100	1 20	21 50	51 100	FIG NO	ITEM NO				
P-H	5905-279-1876	RESISTOR FIXED COMPOSITION R3-1 R3-2 R3-3 R4-1 R4-2 R4-3 RC20GF222J (81349)	EA	6					*		*	*		34	8	
P-H S	7440-717-6841	CIRCUIT CARD ASSEMBLY 398-6539-1 (46859)	EA	3							*			41	11	
P-H		CAPACITOR FIXED MICA C2 DM10E560K0100WV4CR (72136)	EA	1							*			32	1	
XI F		PRINTED WIRING BOARD 297-10046-4 (46859)	EA	1										32	2	
P-H	5905-279-1876	RESISTOR FIXED COMPOSITION R3 R4 RC20GF222J (81349)	EA	2										32	3	
P-H	5905-190-8887	RESISTOR FIXED COMPOSITION R2 RC20GF202J (81 49)	EA	1										32	4	
P-H	5905-171-1998	RESISTOR FIXED COMPOSITION R5 RC20GF333J (81349)	EA	1							*			32	5	
P-H	5905-257-0935	RESISTOR FIXED COMPOSITION R1 RC20GF432J (81349)	EA	1										32	6	
P-H	5961-340-0538	SEMICONDUCTOR DEVICE DIODE CR1 THRU CR11 8942G (03877)	EA	11										32	7	
P-H	5961-936-0588	TRANSISTOR Q1 GM868 (01295)	EA	1										32	8	
P-H S	5895-179-8514	CIRCUIT CARD ASSEMBLY 398-6547 10019 (46859)	EA	2										41	12	
P-H	5910-855-2717	CAPACITOR FIXED MICA C2-2 CM15F511JW3 (81349)	EA	1										25	1	
P-H		CAPACITOR FIXED MICA C3-2 CM15F121JW3 (81349)	EA	1										25	2	
P H S	7440-724-1570	CIRCUIT CARD ASSEMBLY 398-6547-10000 (46859)	EA	1												
P-H	5915-938-4312	CAPACITOR RESISTOR E1 1 E1 2 200C1007 (56289)	EA	2										25	3	
P-H	5910-786-9202	CAPACITOR FIXED ELECTROLYTIC C7 CS13BF475K (81349)	EA	1										25	4	
P-H	5910-065-8613	CAPACITOR FIXED MICA C1 1 C1-2 DM10E820J0100WV4CR (72136)	EA	2										25	5	
P H		CAPACITOR FIXED MICA C5-1 C5-2 DM10E12K0100WV4CR (72136)	EA	2										25	6	
XI-H		PRINTED WIRING BOARD 297-10050-1 (46859)	EA	1										25	7	

SECTION II REPAIR PARTS LIST (Continued)

(1) SMR CODE	(2) FEDERAL STOCK NUMBER	(3) DESCRIPTION REFERENCE NUMBER & MFR CODE	(4) UNIT OF MEAS	(5) QTY INC IN UNIT	(6) 30 DAY DS MAINT ALLOWANCE				(7) 30 DAY GS MAINT ALLOWANCE			(8) 1 YR ALY MAINT PERIOD EQUIP CATGY	(9) DEPOT MAINT ALY PERIOD EQUIP	(10) ILLUSTRATIONS			
					(a)		(b)		(c)		(a)			(b)	(c)	(a) FIG NO	(b) ITEM NO
					1	20	21	50	51	100	1			20	21	50	51
P H	5905-185-8510	RESISTOR FIXED COMPOSITION R3-1 R3-2 RC20GF103J (81349)	EA	2							*			25	8		
P H	5905-195-6791	RESISTOR FIXED COMPOSITION R6 1 R7 1 R6-2 R7 2 RC20GF681J (81349)	EA	4										25	9		
P H	5905-279-2669	RESISTOR FIXED COMPOSITION R6-1 R6-2 RC20GF133J (81349)	EA	2										25	10		
P H	5905-190-8887	RESISTOR FIXED COMPOSITION R4 1 R5 1 R4 2 R5 2 RC20GF202J (81349)	EA	4										25	11		
P H	5961-940-0538	SEMICONDUCTOR DEVICE DIODE CR1 1 CR2 1 CR3-1 CR4 1 CR5 1 CR6 1 CR1 2 CR2 2 CP3-2 CR4 2 CR5 2 CR6-2 S942G (03877)	EA	12										25	12		
P H	5961-936-0588	TRANSISTOR Q2 1 Q3 1 Q2 2 Q3 2 GM868 (01295)	EA	4										25	13		
P H	5961-064-0796	TRANSISTOR Q1 1 Q1 2 GM868A (01295)	EA	2										25	14		
P H S	5895-179-8515	CIRCUIT CARD ASSEMBLY 398 6547 10054 (46859)	EA	1										41			
P H		CAPACITOR FIXED ELECTROLYTIC C2 2 150D394X5020A2 (56289)	EA	1										47	1		
P H	5910-948-2076	CAPACITOR FIXED ELE TROLYTIC C3 150D0333X5020A2 (56289)	EA	1										47	2		
P H S	7440-724-1570	CIRCUIT AHD ASSEMBLY 398-6547 10000 (46859)	EA	1													
P H	5915-938-4312	APACITOR-RESISTOR E1 1 E1 2 200C1007 (56289)	EA											47	3		
P H	5915-986-9202	CAPACITOR FIXED ELECTROLYTIC 7 CS13BF475K (81349)	EA	1										47	4		
P H	5910-065-8613	CAPACITOR FIXED MICA C1 C1 2 DM10E820J0100WV4CP (7 136)	EA	2										47	5		
P H		CAPACITOR FIXED MICA C5 1 C5 2 DM10E121K0100WV4CP (7213f)	EA	2										47	6		
X1 H		PRINTED WIRING BOARD 297 10050-1 (46859)	FA	1										47	7		
P H	5905-185-8510	RESISTOR FIXED COMPOS TION R3-1 R3-2 RC20GF103J (81349)	EA	2										47	8		
P H	5905-185-6791	RESISTOR FIXED COMPOSITION R6-1 R7 1 R6-2 R7 2 RC20GF681J (81349)	EA	4										47	9		
P H	5905-279-2669	RESISTOR FIXED COMPOSITION R6-1 R6-2 RC20GF133J (81349)	EA	2										47	10		

SECTION II REPAIR PARTS LIST (Continued)

(1) SHR CODE	(2) FEDERAL STOCK NUMBER	(3) DESCRIPTION REFERENCE NUMBER & MFR CODE	(4) UNIT OF MEAS	(5) QTY INC IN UNIT	(6) 30-DAY DS MAINT ALLOWANCE			(7) 30-DAY GS MAINT ALLOWANCE			(8) 1 YR ALW PERIOD EQUIP	(9) DEPOT MAINT ALW PERIOD EQUIP	(10) ILLUSTRATIONS	
					(a)	(b)	(c)	(a)	(b)	(c)	PER 100 CMTG	PER 100 EQUIP	(a) FIG NO	(b) ITEM NO
					1-20	21-50	51-100	1-20	21-50	51-100				
P--H	5905-190-8887	RESISTOR, FIXED, COMPOSITION R4-1, R5-1, R4-2, R5-2 RC20GF202J, (81349)	EA	4				*	*	*	*	*	47	11
P--H	5961-940-0538	SEMICONDUCTOR DEVICE, DIODE CR1-1, CR2-1, CR3-1, CR4-1, CR5-1, CR6-1, CR1-2, CR2-2, CR3-2, CR4-2, CR5-2, CR6-2 S942G, (03877)	EA	12				*	*	*	*	*	47	12
P--H	5961-936-0588	TRANSISTOR Q2-1, Q2-1, Q2-2, Q3-2 GM86B, (01295)	EA	4				*	*	*	*	*	47	13
P--H	5961-064-0796	TRANSISTOR Q1-1, Q1-2 GM86A, (01295)	EA	2				*	*	*	*	*	47	14
P--H-S	7440-724-1549	CIRCUIT CARD ASSEMBLY 398-6545-1, (46859)	EA	6				*	*	*	*	*	41	14
P--H	5915-938-4312	CAPACITOR-RESISTOR E1-1 THRU E1-6 200C1007, (56289)	EA	6				*	*	*	*	*	30	1
Q--H		PRINTED WIRING BOARD 297-10048-1, (46859)	EA	1									30	2
P--H	5961-940-0538	SEMICONDUCTOR DEVICE, DIODE CR1-1 THRU CR1-6 S942G, (03877)	EA	6				*	*	*	*	*	30	3
P--H	5961-936-0588	TRANSISTOR Q1-1 THRU Q1-6 GM86B, (01295)	EA	6				*	*	*	*	*	30	4
P--H-S	5895-179-8516	CIRCUIT CARD ASSEMBLY 398-6548-1073, (46859)	EA	1				*	*	*	*	*	41	15
P--H	5910-942-7748	CAPACITOR, FIXED, ELECTROLYTIC C5 150D334X5020A2 (56289)	EA	1				*	*	*	*	*	48	1
P--H		CAPACITOR, FIXED, ELECTROLYTIC C6 150D473X5020A2, (56289)	EA	1				*	*	*	*	*	48	2
P--H-S	7440-724-1567	CIRCUIT CARD ASSEMBLY 398-6548-1000, (46859)	EA	1				*	*	*	*	*		
P--H	5915-481-8153	CAPACITOR-RESISTOR E1 200C1017, (56289)	EA	1				*	*	*	*	*	48	3
P--H	5910-786-9202	CAPACITOR, FIXED, ELECTROLYTIC C1, C8 CS13BP475K, (81349)	EA	2				*	*	*	*	*	48	4
P--H		CAPACITOR, FIXED, MICA C3 DM10E680J0100WV4CR, (72136)	EA	1				*	*	*	*	*	48	5
Q--H		PRINTED WIRING BOARD 297-10051-2, (46859)	EA	1									48	6
P--H	5905-192-3978	RESISTOR, FIXED, COMPOSITION R2 RC20GF303J, (81349)	EA	1				*	*	*	*	*	48	7
P--H	5905-190-8883	RESISTOR, FIXED, COMPOSITION R13 RC20GF100J (81349)	EA	1				*	*	*	*	*	48	8

SECTION II REPAIR PARTS LIST (Continued)

(1) SNR CODE	(2) FEDERAL STOCK NUMBER	(3) DESCRIPTION USABLE ON CODE	(4) UNIT OF MEAS	(5) QTY INC IN UNIT	(6) 30-DAY DS MAINT ALLOWANCE			(7) 30-DAY GS MAINT ALLOWANCE			(8) 1 YR ALW PERIOD EQUIP PER 100 CITY	(9) DEPOT MAINT ALW PERIOD EQUIP	(10) ILLUSTRATIONS	
					(a)	(b)	(c)	(a)	(b)	(c)			(a)	(b)
					1-20	21-50	51-100	1-20	21-50	51-100			FIG NO	ITEM NO
P--H	5905-279-2673	RESISTOR, FIXED, COMPOSITION R5 RC20GF622J, (81349)	EA	1				*	*	*	*	*	48	9
P--H	5905-279-2522	RESISTOR, FIXED, COMPOSITION R3 RC20GF154J, (81349)	EA	1				*	*	*	*	*	48	10
P--H	5905-257-0935	RESISTOR, FIXED, COMPOSITION R10 RC20GF432J, (81349)	EA	1				*	*	*	*	*	48	11
P--H	5905-185-8510	RESISTOR, FIXED, COMPOSITION R6 RC20GF103J, (81349)	EA	1				*	*	*	*	*	48	12
P--H	5905-249-4200	RESISTOR, FIXED, COMPOSITION R4 RC20GF912J, (81349)	EA	1				*	*	*	*	*	48	13
P--H	5905-279-1751	RESISTOR, FIXED, COMPOSITION R9 RC20GF302J, (81349)	EA	1				*	*	*	*	*	48	14
P--H	5905-279-3505	RESISTOR, FIXED, COMPOSITIO" R7 RC20GF392J, (81349)	EA	1				*	*	*	*	*	48	15
P--H	5905-279-3494	RESISTOR, FIXED, COMPOSITION R11 RC20GF823J, (81349)	EA	1				*	*	*	*	*	48	16
P--H	5905-279-3511	RESISTOR, FIXED, COMPOSITION R14 RC20GF511J, (81349)	EA	1				*	*	*	*	*	48	17
P--H	5961-702-3435	SEMICONDUCTOR DEVICE, DIODE CR2 THRU CR6 1N3600 (81349)	EA	5				*	*	*	*	*	48	18
P--H	5961-940-0538	SEMICONDUCTOR DEVICE, DIODE CR1, CR7 THRU CR10 59429 (03877)	EA	5				*	*	*	*	*	48	19
P--H	5961-936-0588	TRANSISTOR Q1B, Q2B, Q3B, Q5B 2N868 (01295)	EA	4				*	*	*	*	*	48	20
P--H	5961-809-9049	TRANSISTOR Q4B 2N599 (81349)	EA	1				*	*	*	*	*	48	21
P--H-S	7440-724-1600	CIRCUIT CARD ASSEMBLY 398-6578-1, (46859)	EA	12				*	*	*	*	*	41	16
P--H	5915-481-8153	CAPACITOR-RESISTOR E1 THRU E4 200C1017 (56289)	EA	4				*	*	*	*	*	36	1
P--H		CAPACITOR, FIXED, MICA C2, C3, C6, C8 DM10E361K0100M4CR (72136)	EA	4				*	*	*	*	*	36	2
K1-H		PRINTED WIRING BOARD 297-10060-2, (46859)	EA	1									36	3
P--H	5905-299-1971	RESISTOR, FIXED COMPOSITION R2, R3, R6 R8 RC20GF622J (81349)	EA	4				*	*	*	*	*	36	4
P--H	5905-190-8880	RESISTOR, FIXED COMPOSITION R9 THRU R12 RC20GF122J (81349)	EA	4				*	*	*	*	*	36	5

SECTION II REPAIR PARTS LIST (Continued)

(1) SNR CODE	(2) FEDERAL STOCK NUMBER	(3) DESCRIPTION USABLE ON CODE	(4) UNIT OF MEAS	(5) QTY INC IN UNIT	(6) 30-DAY DS MAINT ALLOWANCE			(7) 30-DAY GS MAINT ALLOWANCE			(8) 1 YR ALW PERIOD EQUIP CNTGTY	(9) DEPOT MAINT ALW PERIOD EQUIP	(10) ILLUSTRATIONS	
					(a)	(b)	(c)	(a)	(b)	(c)			(a) FIG NO	(b) ITEM NO
					1-20	21-50	51-100	1-20	21-50	51-100				
P-H	5905-190-8887	RESISTOR, FIXED, COMPOSITION R1, R4, R5, R7 RC20GF202J, (81349)	EA	4				*	*	*	*	*	36	6
P-H	5961-280-1404	SEMICONDUCTOR DEVICE, DIODE CR1, CR7, CR10, CR14 GTD141, (72699)	EA	4				*	*	*	*	*	36	7
P-H	5961-940-0538	SEMICONDUCTOR DEVICE DIODE CR2 THRU CR6, CR8, CR9, CR11, CR12, CR13 S24G, (03877)	EA	10				*	*	*	*	*	36	8
P-H	5961-936-0588	TRANSISTOR Q1 THRU Q4 G4658, (01295)	EA	4				*	*	*	*	*	36	9
P-H-S	5895-179-8517	CIRCUIT CARD ASSEMBLY 398-6853-1, (46859)	EA	1				*	*	*	*	*	41	17
P-H	5910-110-0893	CAPACITOR, FIXED, ELECTROLYTIC C2 150D396X5020R3, (56289)	EA	1				*	*	*	*	*	42	1
P-H	5910-085-1163	CAPACITOR, FIXED, PLASTIC C1 663UW22251W2, (89037)	EA	1				*	*	*	*	*	42	2
XI-H		PRINTED WIRING BOARD 297-10138-1, (46859)	EA	1									42	3
P-H	5905-279-3503	RESISTOR, FIXED, COMPOSITION R10, R12, R20, R26 RC20GF682J, (81349)	EA	4				*	*	*	*	*	42	12
P-H	5905-279-1879	RESISTOR, FIXED, COMPOSITION R4 RC20GF270J, (81349)	EA	1				*	*	*	*	*	42	19
P-H	5905-279-1751	RESISTOR, FIXED, COMPOSITION R28 RC20GF302J, (81349)	EA	1				*	*	*	*	*	42	6
P-H	5905-279-3514	RESISTOR, FIXED, COMPOSITION R17 RC20GF181J, (81349)	EA	1				*	*	*	*	*	42	7
P-H	5905-249-4200	RESISTOR, FIXED, COMPOSITION R2 RC20GF912J, (81349)	EA	1				*	*	*	*	*	42	8
P-H	5905-257-0935	RESISTOR, FIXED, COMPOSITION R6, R8 RC20GF432J, (81349)	EA	2				*	*	*	*	*	42	21
P-H	5905-190-8887	RESISTOR, FIXED, COMPOSITION R4 RC20GF202J, (81349)	EA	1				*	*	*	*	*	42	14
P-H	5905-279-1876	RESISTOR, FIXED, COMPOSITION R13, R18 RC20GF222J, (81349)	EA	2				*	*	*	*	*	42	15
P-H	5905-279-3495	RESISTOR, FIXED, COMPOSITION R14 RC20GF753J, (81349)	EA	1				*	*	*	*	*	42	20
P-H	5905-171-2001	RESISTOR, FIXED, COMPOSITION R9, R27 RC20GF362J, (81349)	EA	2				*	*	*	*	*	42	17

SECTION II REPAIR PARTS LIST (Continued)

(1) SMR CODE	(2) FEDERAL STOCK NUMBER	(3) DESCRIPTION REFERENCE NUMBER & MFR CODE	(4) UNIT OF MEAS	(5) QTY INC IN UNIT	(6) 30-DAY DS MAINT ALLOWANCE			(7) 30-DAY GS MAINT ALLOWANCE			(8) 1 YR ALW EQUIP PERIOD CRNCY	(9) DEPOT MAINT ALW PER 100 EQUIP	(10) ILLUSTRATIONS	
					(a) 1-20	(b) 21-50	(c) 51-100	(a) 1-20	(b) 21-50	(c) 51-100			(a) FIG NO	(b) ITEM NO
P--H	55905-279-2851	RESISTOR, FIXED, COMPOSITION R22 RC32GF821J, (81349)	EA	1				*	*	*	*	42	16	
P--H	55905-279-2874	RESISTOR, FIXED, COMPOSITION R16 RC200F201J, (81349)	EA	1				*	*	*	*	42	5	
P--H	55905-279-3502	RESISTOR, FIXED, COMPOSITION R5 RC200F123J, (81349)	EA	1				*	*	*	*	42	10	
P--H	55905-279-1878	RESISTOR, FIXED, COMPOSITION R15 RC200F243J, (81349)	EA	1				*	*	*	*	42	11	
P--H	55905-171-1998	RESISTOR, FIXED, COMPOSITION R7, R25 RC200F333J, (81349)	EA	2				*	*	*	*	42	9	
P--H	55905-279-2019	RESISTOR, FIXED, COMPOSITION R23 RC200F512J, (81349)	EA	1				*	*	*	*	42	4	
P--H	55905-279-3505	RESISTOR, FIXED, COMPOSITION R1, R11 RC2001392J, (81349)	EA	2				*	*	*	*	42	13	
P--H	55905-195-6453	RESISTOR, FIXED, COMPOSITION R3, R19 RC200F562J, (81349)	EA	2				*	*	*	*	42	18	
P--H		SEMICONDUCTOR DEVICE, DIODE CR1, CR2 153, (98659)	EA	2				*	*	*	*	42	24	
P--H	55961-904-0538	SEMICONDUCTOR DEVICE, DIODE CR3 8942G, (03877)	EA	1				*	*	*	*	42	22	
P--H	55961-752-6121	SEMICONDUCTOR DEVICE, DIODE CR4 1N753A (81349)	EA	1				*	*	*	*	42	23	
P--H	55961-752-5229	SEMICONDUCTOR DEVICE, DIODE Q1, Q2, Q3, Q5 THRU Q6, Q10 2N404, (81349)	EA	8				*	*	*	*	42	25	
P--H	55961-850-7646	SEMICONDUCTOR DEVICE, DIODE Q4, Q9, Q11 2N1302, (81349)	EA	3				*	*	*	*	42	26	
P--H-S	77440-724-1546	CIRCUIT CARD ASSEMBLY 398-6536-1, (46859)	EA	9				*	*	*	*	41	18	
X1-H		PRINTED WIRING BOARD 297-10046-1, (46859)	EA	1								46	1	
P--H	55961-940-0538	SEMICONDUCTOR DEVICE, DIODE CR1-1 THRU CR1-4, CR2-1 THRU CR2-4 8942G, (03877)	EA	8				*	*	*	*	26	2	
P--H	55961-936-0588	TRANSISTOR Q1-1 THRU Q1-4 OM868, (01295)	EA	4				*	*	*	*	26	3	
P--H		CAPACITOR, FIXED, MICA C2-1 THRU C2-4 DM10E560K100WV4CR, (72136)	EA	4				*	*	*	*	26	4	
P--H	55905-171-1998	RESISTOR, FIXED, COMPOSITION R2-1 THRU R2-4 RC200F333J, (81349)	EA	4				*	*	*	*	26	5	

SECTION II REPAIR PARTS LIST (Continued)

(1) SMR CODE	(2) FEDERAL STOCK NUMBER	(3) DESCRIPTION USABLE ON CODE	(4) UNIT OF MEAS	(5) QTY INC IN UNIT	(6) 30-DAY DS MAINT ALLOWANCE			(7) 30-DAY GS MAINT ALLOWANCE			(8) 1 YR ALW PERIOD EQUIP CHNG	(9) DEPOT MAINT PERIOD EQUIP	(10) ILLUSTRATIONS	
					(a)	(b)	(c)	(a)	(b)	(c)			(a)	(b)
					1-20	21-50	51-100	1-20	21-50	51-100			FIG NO	ITEM NO
P-H	5905-279-1876	RESISTOR, FIXED, COMPOSITION R4-1 THRU R4-4, R5-1 THRU R5-4 RC20GF222J, (81349)	EA	8				*	*	*	*	*	26	6
P-H	5905-190-8887	RESISTOR, FIXED, COMPOSITION R1-1 THRU R1-4 RC20GF202J, (81349)	EA	4				*	*	*	*	*	26	7
P-H	5905-257-0935	RESISTOR, FIXED, COMPOSITION R3-1 THRU R3-4 RC20GF432J (81349)	EA	4				*	*	*	*	*	26	8
P-H-S	7440-717-6629	CIRCUIT CARD ASSEMBLY 398-6536-2, (46859)	EA	3				*	*	*	*	*	41	19
P-H		CAPACITOR, FIXED, MICA C2-1 THRU C2-4 DM10E560K0100W4CR (72136)	EA	4				*	*	*	*	*	35	1
X1-H		PRINTED WIRING BOARD 297-10046-1 (46859)	EA	1									35	2
P-H	5905-257-0935	RESISTOR, FIXED, COMPOSITION R3-1 THRU R3-4 RC20GF432J, (81349)	EA	4				*	*	*	*	*	35	3
P-H	5905-279-1876	RESISTOR, FIXED, COMPOSITION R5-1 THRU R5-4 RC20GF222J, (81349)	EA	4				*	*	*	*	*	35	4
P-H	5905-171-1998	RESIS OR, FIXED, COMPOSITION R2-1 THRU R2-4 RC20GF333J, (81349)	EA	4				*	*	*	*	*	35	5
P-H	5961-940-0538	SEMICONDUCTOR DEVICE, DIODE CR1-1 THRU CR1-4, CR2-1 THRU CR2-4 S942G (03877)	EA	8				*	*	*	*	*	35	6
P-H	5961-936-0588	TRANSISTOR Q1-1 THRU Q1-4 GM868, (01295)	EA	4				*	*	*	*	*	35	7
P-H-S	7440-725-5501	CIRCUIT CARD ASSEMBLY 398-6538-1 (46859)	EA	1				*	*	*	*	*	41	20
P-H		CAPACITOR, FIXED, MICA C2-1 C2-2 DM10E560K0100W4CR, (72136)	EA	2				*	*	*	*	*	24	1
X1-H		PRINTED WIRING BOARD 297-10046-3 (46859)	EA	1									24	2
P-H	5905-190-8887	RESISTOR, FIXED, COMPOSITION R1-1, R1-2 RC20GF202J, (81349)	EA	2				*	*	*	*	*	24	3
P-H	5905-171-1998	RESISTOR, FIXED, COMPOSITION R3-1 R3-2 RC20GF 333J, (81349)	EA	2				*	*	*	*	*	24	4
P-H	5905-279-1876	RESISTOR, FIXED, COMPOSITION R4-1, R4-2, R5-1, R5-2 RC20GF222J (81349)	EA	4				*	*	*	*	*	24	5
P-H	5905-257-0935	RESISTOR, FIXED, COMPOSITION R2-1, R2-2 RC20GF432J (81349)	EA	2				*	*	*	*	*	24	6
P-H	5961-940-0538	SEMICONDUCTOR DEVICE, DIODE CR1-1, CR1-2, CR2-1, CR2-2 CR3-1, CR3-2 CR4-1, CR4-2, CR5-1, CR5-2 S942G (03877)	EA	10				*	*	*	*	*	24	7

SECTION II REPAIR PARTS LIST (Continued)

(1) SMR CODE	(2) FEDERAL STOCK NUMBER	(3) DESCRIPTION USABLE ON CODE	(4) UNIT OF MEAS	(5) QTY INC IN UNIT	(6) 30-DAY DS MAINT ALLOWANCE			(7) 30-DAY GS MAINT ALLOWANCE			(8) 1 YR ALW PER 100 EQUIP CATG	(9) DEPOT MAINT ALW PER 100 EQUIP	(10) ILLUSTRATIONS	
					(a)	(b)	(c)	(a)	(b)	(c)			(a) FIG NO	(b) ITEM NO
					1-20	21-50	51-100	1-20	21-50	51-100				
P--H	5961-936-0588	TRANSISTOR Q1-1, Q1-2 GM868, (01295)	EA	2				*	*	*	*	*	24	8
P--H-S	7440-707-1336	CIRCUIT CARD ASSEMBLY 39B-6540-1, (46859)	EA	1				*	*	*	*	*	41	21
P--H	5910-064-2980	CAPACITOR, FIXED, MICA C2-1, C2-2 GM15F471JW3, (81349)	EA	2				*	*	*	*	*	37	1
P--H	5910-786-9202	CAPACITOR, FIXED, ELECTROLYTIC C5 CS13BP475K, (81349)	EA	1				*	*	*	*	*	37	2
P--H		CAPACITOR, FIXED, MICA C4-1, C4-2 DM10E56K0100WV4CR, (72136)	EA	2				*	*	*	*	*	37	3
P--H	5961-925-8298	INSULATOR, DISK RCT01809C-1A, (15881)	EA	2				*	*	*	*	*		
X1-H		PRINTED WIRING BOARD 297-10046-5, (46859)	EA	1									37	4
P- H	5905-257-0935	RESISTOR, FIXED, COMPOSITION R5-1, R5-2 RC20GF432J, (81349)	EA	2				*	*	*	*	*	37	5
P--H	5905-279-2674	RESISTOR, FIXED, COMPOSITION R7-1, R7-2 RC20GF701J (81349)	EA	2				*	*	*	*	*	37	6
P--H	5905-171-1988	RESISTOR, FIXED, COMPOSITION R4-1, R4-2 RC20GF333J, (81349)	EA	2				*	*	*	*	*	37	7
P--H	5905-195-6800	RESISTOR, FIXED, COMPOSITION R3-1, R3-2, R6-1, R6-2 RC20GF561J, (81349)	EA	4				*	*	*	*	*	37	8
P--H	5905-249-4195	RESISTOR, FIXED, COMPOSITION R2-1, R2-2 RC20GF752J (81349)	EA	2				*	*	*	*	*	37	9
P--H	5905-279-3511	RESISTOR, FIXED, COMPOSITION R1-1, R1-2 RC20GF511J (81349)	EA	2				*	*	*	*	*	37	10
P--H	5905-279-1876	RESISTOR, FIXED, COMPOSITION R8-1, R8-2 RC20GF222J (81349)	EA	2				*	*	*	*	*	37	11
P--H	5961-940-0538	SEMICONDUCTOR DEVICE, DIODE CR1-1, CR1-2, CR2-1, CR2-2, CR3-1, CR3-2, CR4-1, CR4-2, CR5-1, CR5-2 S942G, (03877)	EA	10				*	*	*	*	*	37	12
P--H	5961-936-0588	TRANSISTOR Q2-1, Q2-2 GM868, (01295)	EA	2				*	*	*	*	*	37	13
P--H	5961-102-8017	TRANSISTOR Q1-1, Q1-2 39A-3045-9, (46859)	EA	2				*	*	*	*	*	37	14
X1-H		COMPONENT, INCANDESCENT PUSH BUTTON 39B-6911-1, (46859)	EA	1										
X1-H		PUSH BUTTON 297-10324-1 (46859)	EA	10										

SECTION II REPAIR PARTS LIST (Continued)

(1) SHR CODE	(2) FEDERAL STOCK NUMBER	(3) DESCRIPTION REFERENCE NUMBER & MFR CODE	(4) UNIT OF MEAS USABLE ON CODE	(5) QTY INC IN UNIT	(6) 30-DAY DS MAINT ALLOWANCE			(7) 30-DAY GS MAINT ALLOWANCE			(8) 1 YR ALM PERIOD EQUIP CONTCY	(9) DEPOT MAINT ALL PR 100 EQUIP	(10) ILLUSTRATIONS	
					(a)	(b)	(c)	(a)	(b)	(c)			(a)	(b)
					1-20	21-50	51-100	1-20	21-50	51-100			FIG NO	ITEM NO
P--H		RIVET, BOLD 9W0097-1, (46859)	EA	10				*	*	*	*			
G--E-S		CONNECTOR ASSEMBLY, ELECTRICAL 398-6690-1, (46859)	EA	1								21	6	
XI-H		BAR, HOLD-DOWN 398-3962-1, (46859)	EA	3										
P--H	5305-984-4988	SCREW, MACHINE MS35206-228, (96906)	EA	2				*	*	*	*			
XI-H		BRACKET, ANGLE 298-4085-1, (46859)	EA	1								21	7	
P--H		SCREW, SELF-TAPPING 9W0043-15, (46859)	EA	2				*	*	*	*	21	8	
P--H	5310-596-7693	WASHER, LOCK MS35335-31, (96906)	EA	2				*	*	*	*	21	5	
XI-H		BUS BAR 298-4095-1, (46859)	EA	4										
P--H		CAPACITOR, FIXED, ELECTROLYTIC CTN104VBR, (81349)	EA	10				*	*	*	*	21	9	
P--H	5910-786-9202	CAPACITOR, FIXED, ELECTROLYTIC CS13BF475K, (81349)	EA	4				*	*	*	*	21	10	
P--H-T	5895-179-8518	CIRCUIT CARD ASSEMBLY 398-4490-9, (46859)	EA	3				*	*	*	*	21	11	
XI-H		PRINTED WIRING BOARD 297-3414-1-7, (46859)	EA	1										
P--H	5340-057-2890	CLAMP, LOOP MS21333-3, (96906)	EA	1				*	*	*	*	21	12	
P--H	5340-057-2894	CLAMP, LOOP MS21333-7, (96906)	EA	2				*	*	*	*			
P--H	5340-880-5949	CLAMP, LOOP MS21333-9, (96906)	EA	2				*	*	*	*	21	13	
P--H		NUT, FLAIN, HEXAGON MS35649-82 (96906)	EA	1				*	*	*	*	21	2	
P--H	5310-596-7693	WASHER, LOCK MS35335-31, (96906)	EA	1				*	*	*	*	21	5	
P--E-S	5940-782-4898	CONNECTOR PLATE 398-6579-2, (46859)	EA	1				*	*	*	*			
P--H	5935-782-6183	CONTACT SET 398-8005-1 (46859)	EA	480				*	*	*	*			
P--H	5935-134-9722	CONTACT SET 398-8005-4, (46859)	EA	80				*	*	*	*			
P--H	5935-134-9721	CONTACT SET 398-8005-2, (46859)	EA	480				*	*	*	*			
P--H	5935-134-9723	CONTACT SET 398-8005-6, (46859)	EA	80				*	*	*	*			
P--H	5935-782-6182	CONTACT SET 398-8005-3, (46859)	EA	80				*	*	*	*			
P--H		CONTACT SET 398-8005-5, (46859)	EA	80				*	*	*	*			
P--H	5935-269-2972	CONNECTOR, RECEPTACLE, ELECTRICAL K600-5PCWDG15 (95238)	EA	1				*	*	*	*	21	14	

SECTION II REPAIR PARTS LIST (Continued)

(1) SPR CODE	(2) FEDERAL STOCK NUMBER	(3) DESCRIPTION USABLE ON CODE	(4) UNIT OF MEAS	(5) QTY INC IN UNIT	(6) 30-DAY DS MAINT ALLOWANCE			(7) 30-DAY GS MAINT ALLOWANCE			(8) 1 YR ALW PER 100 EQUIP	(9) DEPOT MAINT ALW PER 100 EQUIP	(10) ILLUSTRATIONS	
					(a)	(b)	(c)	(a)	(b)	(c)			(a) FIG NO	(b) ITEM NO
					1-20	21-50	51-100	1-20	21-50	51-100				
P--H		SCREW, MACHINE 9W0106-1, (46859)	EA	2				*	*	*	*			
X1-H		HINGE, BUTT 398-6842-2, (46859)	EA	1								21	15	
P--H		NUT, FLAIN, HEXAGON MS35649-32, (96906)	EA	4				*	*	*	*	21	2	
P--H	5305-984-6195	SCREW, MACHINE MS35206-247, (96906)	EA	4				*	*	*	*	21	16	
P--H	5310-809-8544	WASHER, FLAT MS27183-7, (96906)	EA	4				*	*	*	*	21	4	
P--H	5310-596-7693	WASHER, LOCK MS35335-31, (96906)	EA	4				*	*	*	*	21	5	
X1-H		HOLDER, CIRCUIT CARD 297-4080-1, (46859)	EA	8								21	17	
P--H	5305-889-3001	SCREW, MACHINE MS35206-231, (96906)	EA	2				*	*	*	*	21	18	
P--H	5310-209-0788	WASHER, LOCK MS35335-30, (96906)	EA	2				*	*	*	*	21	19	
X1-H		HOLDER, CIRCUIT CARD 297-4080-2, (46859)	EA	8										
P--H	5305-889-3001	SCREW, MACHINE MS35206-231, (96906)	EA	2				*	*	*	*			
P--H	5310-209-0788	WASHER, LOCK MS35335-30, (96906)	EA	2				*	*	*	*			
X1-H		PAD, CUSHIONING 297-3250-1, (46859)	EA	6										
P--H		PLATE DESIGNATION 298-4457-2 (468,9)	EA	1				*	*	*	*			
P--H		NUT, FLAIN, HEXAGON MS35649-62, (96906)	EA	1				*	*	*	*			
P--H		SCREW, MACHINE 9W0106-1 (46859)	EA	1				*	*	*	*			
P--H	5940-945-2082	TERMINAL LUG 42844-1, (00779)	EA	3				*	*	*	*	21	20	
P--H	5940-916-2687	TERMINAL, LUG 2579, (03801)	EA	14				*	*	*	*	21	21	
P--H	5305-984-4983	SCREW, MACHINE MS35206-226, (96906)	EA	1				*	*	*	*	21	22	
P--H	5310-209-0788	WASHER, LOCK MS35335-30, (96906)	EA	1				*	*	*	*	21	19	
P--H		PLATE, IDENTIFICATION 298-4428-117, (46859)	EA	1				*	*	*	*	21	23	
P--H		NUT, FLAIN, HEXAGON MS35649-82, (96906)	EA	1				*	*	*	*	21	2	
P--H	5305-984-6193	SCREW, MACHINE MS35206-245, (96906)	EA	1				*	*	*	*	21	3	
P--H	5310-809-8544	WASHER, FLAT MS27183-7, (96906)	EA	1				*	*	*	*	21	4	

SECTION II REPAIR PARTS LIST (Continued)

(1) SHR CODE	(2) FEDERAL STOCK NUMBER	(3) DESCRIPTION REFERENCE NUMBER & MFR CODE	(4) UNIT OF MEAS USABLE ON CODE	(5) QTY INC IN UNIT	(6) 30-DAY DS MAINT ALLOWANCE			(7) 30-DAY GS MAINT ALLOWANCE			(8) 1 YR ALW PER 100 EQUIP CATGCV	(9) DEPOT MAINT ALW PER 100 EQUIP	(10) ILLUSTRATIONS	
					(a) 1-20	(b) 21-50	(c) 51-100	(a) 1-20	(b) 21-50	(c) 51-100			(a) FIG NO	(b) ITEM NO
					P--H	5310-596-7693	WASHER, LOCK MS35335-31, (96906)	EA	1					
		GROUP 23 CABINET ASSEMBLY												
G--H-S		CABINET ASSEMBLY 397-1289-1 (46859)	EA	V								49		
G--H-S		CABINET, ELECTRICAL EQUIPMENT 398-6933-1, (46859)	EA	1										
X1-H		BRACKET, ANGLE 298-4552-45, (46859)	EA	2								49	1	
P--H		MUT, FLAIN, HEXAGON MS35649-82, (96906)	EA	3				*	*	*	*	49	2	
P--H	5305-984-6195	SCREW, MACHINE MS35206-247, (96906)	EA	3				*	*	*	*	49	3	
P--H	5310-809-8544	WASHER, FLAT MS27183-7, (96906)	EA	3				*	*	*	*	49	4	
P--H	5310-596-7693	WASHER LOCK MS35335-31 (96906)	EA	3				*	*	*	*	49	5	
X1-H		BRACKET, ANGLE 298-4552-46, (46859)	EA	2								49	6	
P--H		MUT, FLAIN, HEXAGON MS35649-82, (96906)	EA	3				*	*	*	*	49	2	
P--H	5305-984-6195	SCREW, MACHINE MS35206-247, (96906)	EA	3				*	*	*	*	49	3	
P--H	5310-809-8544	WASHER FLAT MS27183-7 (96906)	EA	3				*	*	*	*	49	4	
P--H	5310-596-7693	WASHER, LOCK MS35335-31 (96906)	EA	3				*	*	*	*	49	5	
P--H		BUSHING SLEEVE 297-2247-9, (46859)	EA	28				*	*	*	*	49	7	
P--H		BUSHING SLEEVE 297-2247-16 (46859)	EA	2				*	*	*	*	49	8	
P--H	5975-578-2859	BUSHING, ELECTRICAL CONDUCTOR 224 (59730)	EA	2				*	*	*	*			
G--H-S		BUS BAR ASSEMBLY 398-6150-1 (46859)	EA	2								49	9	
P--H		MUT, FLAIN, HEXAGON MS35649-82 (96906)	EA	6				*	*	*	*	50	1	
P--H	5305-988-6193	SCREW, MACHINE MS35206-245 (96906)	EA	6				*	*	*	*	50	2	
P--H	5310-809-8544	WASHER, FLAT MS27183-7 (96906)	EA	6				*	*	*	*	40	3	
P--H	5310-596-7693	WASHER, LOCK MS35335-31 (96906)	EA	6				*	*	*	*	50	4	
P--H		BUSHING, SLEEVE 297-2247-9 (46859)	EA	9				*	*	*	*	50	5	

SECTION II REPAIR PARTS LIST (Continued)

(1) SMR CODE	(2) FEDERAL STOCK NUMBER	(3) DESCRIPTION REFERENCE NUMBER & MFR CODE	(4) UNIT OF MEAS	(5) QTY INC IN UNIT	(6) 30-DAY DS MAINT ALLOWANCE			(7) 30-DAY GS MAINT ALLOWANCE			(8) 1 YR ALW PERIOD EQUIP CMTY	(9) DEPOT MAINT ALW PERIOD EQUIP	(10) ILLUSTRATIONS	
					(a) 1-20	(b) 21-50	(c) 51-100	(a) 1-20	(b) 21-50	(c) 51-100			(a) FIG NO	(b) ITEM NO
					X1-H		BUS BAR 298-4850-1 (46859)	EA	2					
P--H		NUT PLAIN HEXAGON (96906)	EA	3				*	*	*	*	50	1	
P--H	5305-9864-6194	SCREW, MACHINE MS35206-246, (96906)	EA	3				*	*	*	*	50	7	
F--H	5310-809-8544	WASHER FLAT MS27183-7 (96906)	EA	3				*	*	*	*	50	3	
P--H	5310-596-7693	WASHER, LOCK MS35335-31, (96906)	EA	3				*	*	*	*	50	4	
X1-H		BUS BAR 298-4850-2, (46859)	EA	1								50	8	
P--H		NUT PLAIN, HEXAGON MS35649-82 (96906)	EA	3				*	*	*	*	50	1	
P--H	5305-984-6194	SCREW, MACHINE MS35206-246 (96906)	EA	3				*	*	*	*	50	7	
P--H	5310-809-8544	WASHER, FLAT MS27183-7 (96906)	EA	3				*	*	*	*	50	3	
P--H	5310-596-7693	WASHER LOCK MS35335-31, (96906)	EA	3				*	*	*	*	50	4	
P--H	5910-880-2634	CAPACITOR FIXED ELECTROLYTIC 32D372015AB6B, (56289)	EA	10				*	*	*	*	50	9	
M--H		INSULATOR BUS BAR 297-4088-1, (46859)	EA	1								50	10	
M--H		INSULATOR, BUS BAR 297-4088-3 (46859)	EA	1								50	11	
M--H		INSULATOR BUS BAR 297-4088-2 (46859)	EA	1								50	12	
X1-H		SUPPORT CHANNEL 298-4847-1 (46859)	EA	3								50	13	
P--H		TERMINAL, LUG 42577-1 (00779)	EA	30				*	*	*	*	50	14	
P--H	5305-984-4983	SCREW, MACHINE MS35206-226 (96906)	EA	1				*	*	*	*	50	15	
P--H	5310-209-0788	WASHER LOCK MS35335-30 (96906)	EA	1				*	*	*	*	50	16	
P--H		CLAMP LOOP MS21333-15 (96906)	EA	1				*	*	*	*	49	10	
P--H	5975-681-4720	CONNECTOR ELECTRICAL CONDUIT 3117 (59730)	EA	2				*	*	*	*	49	11	
P--H	5935-829-8424	CONNECTOR RECEPTACLE, ELECTRICAL 480060-1 (00779)	EA	4				*	*	*	*	49	12	
P--H		CONTACT ELECTRICAL 42641-1 (00779)	EA	12				*	*	*	*			
P--H		DOORSTOP 61-951MF1 (00644)	EA	4				*	*	*	*	49	13	
P--H		NUT PLAIN HEXAGON MS35649-82 (96906)	EA	2				*	*	*	*	49	14	

SECTION II REPAIR PARTS LIST (Continued)

(1) SPR CODE	(2) FEDERAL STOCK NUMBER	(3) DESCRIPTION REFERENCE NUMBER & MFR CODE	(4) UNIT OF MEAS	(5) QTY INC IN UNIT	(6) 30 DAY DS MAINT ALLOWANCE			(7) 30 DAY GS MAINT ALLOWANCE			(8) 1 YR ALM PERIOD EQUIP CNTGCT	(9) DEPOT MAINT ALM PERIOD EQUIP	(10) ILLUSTRATIONS	
					(a)	(b)	(c)	(a)	(b)	(c)			(a)	(b)
					1 20	21 50	51-100	1 20	21 50	51 100			FIG NO	ITEM NO
P--H	5305-984-4988	SCREW MACHINE MS35206-228 (96906)	EA	2				*				49	15	
P--H	5310-209-0788	WASHER LOCK MS35335-30 (96906)	EA	2				*			*	49	16	
P--H		DOORSTOP 298-4629-1 (46859)	EA	4				*			*	49	17	
P--H	55305-978-9385	SCREW CAP SOCKET HEAD MS16997-62 (96906)	EA	1				*			*	49	18	
P--H	55310-582-5965	WASHER LOCK MS35338-44 (96906)	EA	1				*		*	*	49	19	
G--H-S		FILTER ASSEMBLY 398-6935-1 (46859)	EA	1								49	20	
XI-H		ALUMINUM CHANNEL 298-3957 1 (46859)	EA	2								49	21	
P--H	55305-058-2102	SCREW SELF TAPPING MS24622-17 (96906)	EA	5						*	*			
P--H	55310-209-0788	WASHER LOCK MS35335-30 (96906)	EA	5				*	*		*	49	16	
XI H		BASE CABINET 398-4262-1 (46859)	EA	1								51		
XI H		BASE CABINET 398-4262-7 (46859)	EA	2								51	1	
XI H		BRACKET ANGLE 398-4262-6 (46859)	EA	1								51	2	
XI H		STEEL CHANNEL 398-4262-5 (46859)	EA	1								51	3	
XI H		STEEL CHANNEL 398-4262-11 (46859)	EA	1								51	4	
XI H		STEEL CHANNEL 398-4262-3 (46859)	EA	1								51	5	
XI-H		STEEL CHANNEL 398-4262-4 (46859)	EA	1								51	6	
P--H-S	4140-177-8858	FAN TUBE AXIAL K8832-32 2 (06223)	EA	2				*			*	49	23	
P--H	6105-117-9373	MOTOR ALTERNATING CURRENT AF1FOOLN (62119)	EA											
P--H		MOUNT RESILIENT J6984 (76005)	EA	4				*			*			
XI-H		HOUSING ASSEMBLY R529 (06223)	EA	2										
P--H		SCREW SELF-TAPPING MS24629-36 (96906)	EA	9							*			
P--H		FILTER AIR CONDITIONING 398-4143-1 (46859)	EA	2							*	49	24	
XI H		SLIDE FILTER 398-4133-1 (46859)	EA	2							*	49	25	
P--H		BUT PLAIN HEXAGON MS35649-62 (96906)	EA	2						*	*	49	14	

SECTION REPAIR PARTS LIST (Continued)

(1) SMR CODE	(2) FEDERAL STOCK NUMBER	(3) DESCRIPTION REFERENCE NUMBER & MFR CODE	(4) UNIT OF MEAS	(5) QTY INC IN UNIT	(6) 30 DAY DS MAINT ALLOWANCE			(7) 30 DAY GS MAINT ALLOWANCE			(8) 1 YR ALW PERIOD EQUIP CATEG	(9) DEPCT ALW PER 100 EQUIP	(a) FIG NO
					(a)	(b)	(c)	(a)	(b)	(c)			
					1 20	21 50	51 100	1 20	21 50	51 100			
P H	5305-958-5453	SCREW MACH MS MS35190 236 (96906)	EA	2								49	
P H	5310-209-0788	WASHER LOCK MS35335 30 (96906)	EA	2				*	*			49	
X1 H		SLIDE FILTER 398-4133 2 (46859)	EA	2									
P H		NUT PLAIN HEXAGON MS35649-62 (96906)	EA	2					*				
P H	5305-958-5453	SCREW MACHINE MS35190 236 (96906)	EA	2					*	*			
P H	5310-209-0788	WASHER LOCK MS35335 30 (96906)	EA	2								26	
X1 H		FRAME ASSEMBLY 308 6766 1 (468 9)	EA	2								16	
P H		NUT PLAIN HEXAGON MS35650-102 (9 06)	EA	5					*	*			
P H		NUT PLAIN HEXAGON MS35690 402 (96906)	EA	2					*				
P H	5305-984-4988	SCREW MACHINE MS35206 228 (96906)	EA	4					*	*			
P H	5305-993-1848	SCREW MACHINE MS35207 26, (96906)	EA	5					*	*			
P H	5305-925-3839	SCREW CAP SOCKET HEAD MS50725 8 (96906)	EA	2				*					
P H	5305-978-3885	SCREW CAP SOCKET HEAD MS16997 62 (96906)	EA	2					*	*			
P H	5310-582-5965	WASHER LOCK MS35338-44 (96906)	EA	4					*	*			
P H	5310-596-7691	WASHER LOCK MS35335-3 (96906)	EA	5					*	*			
P		BUSHING SLEEVE 297 2247-9 (46859)	EA	16					*				
P H	4110-672-3465	CLIP RETAINING C24393 020-1 (78553)	EA	104								49	
X1 H		FRAME CABINET 398-4059 1 (46859)	EA	1								49	
P H		GASKET 297 3253-1 (46859)	EA	2								49	
M H		INSULATOR PLATE 297 3437 1 (46859)	EA	8								49	
X1 H		STEEL CHANNEL 298-4204-1 (46859)	EA	4								49	
P H		NUT PLAIN HEXAGON MS35649 82 (96906)	EA	2					*			49	
P H	5305-984-6194	SCREW MACHINE MS35206-46 (96906)	EA	4					*			49	

(10)
ILLUSTRATIONS
(b)
ITEM
NO

26

16

7

28

29

30

2

31

SECTION II REPAIR PARTS LIST (Continued)

(1) SPR CODE	(2) FEDERAL STOCK NUMBER	(3) DESCRIPTION REFERENCE NUMBER & MFR CODE	(4) UNIT OF MEAS	(5) QTY INC IN U I	(6) 30 DAY DS MAINT AL OWANCE			(7) 30 DAY GS MAINT ALLOWANCE			(8) 1 YR ALW PERIOD EQUIP CNTGCV	(9) DEPOT MAINT ALW PER 100 EQUIP	(10) ILLUSTRATIONS	
					(a)	(b)	(c)	(a)	(b)	(c)			(a)	(b)
					1 50	51 100	1 20	21 50	51 100	FIG NO			ITEM NO	
P-H	5310-809-8544	WASHER FLAT MS 7183-7 (96906)	EA	1								49	4	
P-H	5310-596-7693	WASHER LOCK MS3 335 3 (96906)	EA									49	5	
XI H		STRIKE CATCH 298 3969- (46859)	EA									19	32	
P-H	5305-989-7434	SCREW MACH NE MS35207 253 (96906)	EA									49	33	
P-H	5310-809-8546	WASHER FLA MS27183 3 (96906)	EA	2								49	34	
P-H	5310-596-7691	WASHER LOCK MS3 335 32 (96906)	EA	2								49	35	
XI H		SUPPORT HINGE 299 3967 1 (46859)	EA	4								49	36	
P-H	5305-889-3003	SCREW MA HINE MS35206 42 (96906)	EA	2								49	37	
P-H	5310-596-7693	WASHER LOCK MS35335 3 (96906)	EA	2								49	5	
P-H	7440-727-6198	CASKEYL 297 10387 8 (46359)	EA	3										
P-H	7440-014-3990	ASKCT 297 13386 (46859)	EA	1								49	38	
M-H		INSULATOR PLATE 297 3608-29 (46859)	A	8										
M-H		INSULATOR PLATE G51HD (03296)	EA	32										
M-H		INSULATOR PLATE 297 3437 (46859)	EA	1										
M-H		INSULATOR PLATE 297 3437 7 (46859)	EA	1								49	39	
P-H		NUT RETAINER C7 31 1052 4 (78553)	EA	8										
XI H		PANEL BLANK 298 4334-1 (46859)	EA											
P-H		NUT PLAIN HEXAGON MS35 49 82 (96906)	EA	4										
P-H	5305-984-6193	SCREW MACHINE M 35206 245 (96906)	EA	4										
P H	5310-809-8544	WASHER FLAT MS27183 7 (96906)	EA	4										
P-H	5310-596-7693	WASHER LOCK MS35335 31 (96906)	EA	4										
XI H		PLATE CONDUIT MOUNTING 398-7494 1 (46859)	EA	2										
XI H		PLATE ELECTRICAL GROUND NG 298 4613-1 (46859)	EA	1										
P-H		NUT PLAIN HEXAGON MS 56 9-82 (96906)	EA	2										

SECTION II REPAIR PARTS LIST (Continued)

(1) SMR CODE	(2) FEDERAL STOCK NUMBER	(3) DESCRIPTION REFERENCE NUMBER & MFR CODE	(4) UNIT OF MEAS	(5) QTY INC IN UNIT	(6) 30 DAY DS MAINT ALLOWANCE			(7) 30 DAY GS MAINT ALLOWANCE			(8) 1 YR ALW PERIOD EQUIP CONTCY	(9) DEPOT MAINT ALW PER 100 EQUIP	(10) ILLUSTRATIONS	
					(a)	(b)	(c)	(a)	(b)	(c)			(a)	(b)
					1 20	21 50	51 100	1 20	21 50	51 100			FIG NO	ITEM NO
P H	5305-984-6197	SCREW MACHINE MS35206 249 (96906)	EA	2				*	*		*			
P H	5310-809-8544	WASHER FLAT MS27183 7 (96906)	EA	2				*	*		*			
P H	5310-596-7693	WASHER LOCK MS35335 31 (96906)	EA	2				*	*		*			
X1 H		PLATE ELECTRICAL GROUNDING 298 4830 1 (46859)	EA	1								49	40	
P H	5310-012-0614	NUT PLAIN HEXAGON MS35650 102 (96906)	EA								*	49	41	
P H	5305-993-1848	SCREW MACHINE MS35207 265 (96906)	EA	2								49	42	
P H	5310-809-8046	WASHER FLAT MS27183 8 (96906)	EA	2				*	*			49	34	
F H	5310-596-7691	WASHER LOCK MS35335 32 (96906)	EA	2							*	49	43	
M P		PLATE INSTRUCTION 298 5600 1 (46859)	EA	6										
P H	5305-984-6194	SCREW MACHINE MS35206 246 (96906)	EA	4										
X1 H		SLIDE DRAWER 298 4 51 1 (468 9)	EA	4								49	43	
H		NUT PLAIN HEXAGON MS35650 102 (96906)	EA	2								49	41	
F H	5305-984-7363	SCREW MACHINE MS35191 72 (96906)	EA	2				*	*		*	49	44	
P H	5310-809-8546	WASHER FLAT MS27183 8 (96906)	EA	2							*	49	34	
F H	5310-596-7691	WASHER LOCK MS35335 32 (96906)	EA	2							*	49	43	
X1 H		STIFFENER KIT 398 7143 1 (46859)	EA	2										
X1 H		BRACKET ANGLE 298 4308 16 (46859)	EA	1										
H		NUT PLAIN HEXAGON MS35649 82 (96906)	EA	32				*	*		*			
P H	5305-984-6193	SCREW MACHINE MS35206 245 (96906)	EA	32										
F H	5310-809-8541	WASHER FLAT MS27183 7 (96906)	EA	32				*	*		*			
P H	5317-596-1693	WASHER LOCK MS35335 31 (96906)	EA	32							*			
X1 H		BRACKET ANGLE 298 5336 6 (46859)	EA	2										
P H		NUT PLAIN HEXAGON MS35649 82 (96906)	EA	12				*	*		*			
P H	5305-855-0965	SCREW SELF TAPPING MS24629 38 (96906)	EA	12				*	*		*			

SECTION II REPAIR PARTS LIST (Continued)

(1) SPR CODE	(2) FEDERAL STOCK NUMBER	(3) DESCRIPTION REFERENCE NUMBER & MFR CODE	(4) UNIT OF ME-S USAGLE OR CODE	(5) QTY INC IN UNIT	(6) 30 DAY DS MAINT ALLOWANCE			(7) 30 DAY GS MAINT ALLOWANCE			(8) 1 YR ALW PERIOD EQUIP CATGY	(9) DEPOT MAINT ALW PER 100 EQUIP	(10) ILLUSTRATIONS	
					(a) 1 20	(b) 21 50	(c) 51- 00	(a) 1 20	(b) 21 50	(c) 51 100			(a) FIG NO	(b) ITEM NO
F-H	5310-809-8544	WASHER FLAT MS27183-7 (96906)	EA	4				*	*	*	*			
F-H	5310-596-7693	WASHER LOCK MS35335-31 (96906)	EA	6				*	*	*	*			
F-H	5340-923-8760	BUMPER RUBBER 6048 (47585)	EA	32				*	*	*	*			
F-H	5340-776-8809	CLAMP LOOP MS21333-5 (96906)	EA	6				*	*	*	*			
XI-H		STRIKE CATCH 298-5178-1 (46859)	EA	2										
F-H		NUT PLAIN HEXAGON MS35644-82 (96906)	EA	2				*	*	*	*			
F-H	5305-984-6193	SCREW MACHINE MS35206-245 (96906)	EA							*	*			
F-H	5310-809-8544	WASHER FLAT MS27183-7 (96906)	EA	2				*	*	*	*			
F-H	5310-596-7693	WASHER LOCK MS35335-31 (96906)	EA	2				*	*	*	*			
XI-H		STIP STEEL 298-5604 (46859)	EA	4								49	45	
P-H		NUT PLAIN HEXAGON MS35650-102 (96906)	EA	1				*	*	*	*	49	41	
F-H	5305-993-1848	SCREW MACHINE MS35207-265 (96906)	EA	1						*	*	49	42	
F-H		WASHER LOCK MS35335-8 (96906)	EA	1				*	*	*	*	49	46	
XI H		STRIP STEEL 298-5604 (46859)	EA	2										
P-H		NUT PLAIN HEXAGON MS356 9-102 (96906)	EA	1										
P-H		SCREW MACHINE MS35 10-238 (96906)	EA	1										
XI H		SPACER PLATE 298-592C (46859)	EA	1										
P-H	5310-082-1404	WASHER FLAT MS27183-6 (96906)	EA	1						*	*			
P-H	5310-209-0788	WASHER LOCK MS35335-30 (96906)	EA	1							*			
XI-H		SUPPORT CHANNEL 298-4533-35 (46859)	EA	2								49	47	
P-H		NUT PLAIN HEXAGON MS35649-82 (96906)	EA	3							*	49	2	
P-H	5305-984-6195	SCREW MACHINE MS35206-247 (96906)	EA	3								49	3	
P H	5310-809-8544	WASHER FLAT MS27183-7 (96906)	EA	3							*	49	4	
P-H	5310-596-7693	WASHER LOCK MS35335-31 (96906)	EA	3								49	5	
XI H		SUPPORT CHANNEL 298-4553-36 (46859)	EA	2								49	48	

SECTION REPAIR PARTS LIST (Continued)

(1) SMR CODE	(2) FEDERAL STOCK NUMBER	(3) DESCRIPTION USABLE ON CODE	(4) UNIT OF MEAS	(5) QTY INC IN UNIT	(6) 30 DAY US MAINT ALLOWANCE			(7) 30 DAY GS MAINT ALLOWANCE			(8) 1 YR ALW PERIOD EQUIP CONTACT	(9) DEPOT MAINT ALW PERIOD EQUIP	(10) ILLUSTRATIONS	
					(a)	(b)	(c)	(a)	(b)	(c)			(a) FIG NO	(b) ITEM NO
					1 20	21 30	31-100	1 20	21 30	31 100				
		NUT FLA & HEXAGON MS35649 82 (9690c)	EA	3				*	*	*				
--H	5305-981-6195	SCREW MACHINE MS35206-2 (9690c)	EA	3				*	*		*	*		
F F	5305-809-6145	WASHER FLAT MS2718 7 (9690c)	EA	3						*		*		
P H	5310-590-7093	WASHER LOCK MS35335 31 (9690c)	EA	3						*				
G S		TERMINAL BOX 398-6875 16 (46859)	EA	1									49	49
P H	5975-983-9229	BOX CONNECTOR ELECTRICAL 5332 (59730)	EA	1				*			*		52	1
P H	5975-102-9248	BOX CONNECTOR ELECTRICAL 73 (59730)	EA	1									52	2
F H	5915-620-1425	BUSHING ELECTRICAL INSULATING 4 2 (59730)	EA	1									52	3
XI F		WIRE JUNCTION BOX 298 5361 1 (46859)	EA	1									52	4
P H	5305-984-6193	SCREW MACHINE MS35206-245 (9690c)	EA	2									52	5
F H	5310-809-8510	WASHER FLAT MS2718 7 (9690c)	EA	1									52	6
P H	5310-596-7693	WASHER LOCK MS35335 31 (9690c)	EA	2									52	7
XI		JUNCTION BOX 298-5360-1 (6 9)	EA	1									52	8
P H	5975-642-8510	NIPPLE CONDUIT 844 (59730)	EA	1									52	9
P H		NIPPLE ELECTRICAL CONDUIT NIPPLE1X2LG (91851)	EA	2									52	10
P H		NIPPLE ELECTRICAL CONDUIT NIPPLE2X1-9 160D (91851)	EA	2									52	11
P H		NUT FLAIN HEXAGON 5321 6 (59730)	EA	1									52	12
P H		NUT FLAIN HEXAGON MS35650-0 (9690c)	EA	2									52	13
P H		NUT FLAIN ROLLED 143 (59730)	EA	2									52	14
M F		PLATE INSTRUCTION 298 600 1 (46859)	EA	1									52	15
H	5975-242-1238	REDUCER TUBE 1261 (59730)	EA	1									52	16
P H	5305-989-7434	SCREW MACHINE MS35207 263 (9690c)	EA	1									52	17
P H	5940-943-0960	TERMINAL BOARD 84 (73631)	EA	1									52	18
P H		NUT FLAIN HEXAGON MS35649 62 (9690c)	EA	4									52	19

SECTION II REPAIR PARTS LIST (Continued)

(1) SHE CODE	(2) FEDERAL STOCK NUMBER	(3) DESCRIPTION USABLE ON CODE	(4) UNIT OF MEAS	(5) QTY INC IN UNIT	(6) 30-DAY GS MAINT ALLOWANCE			(7) 30-DAY GS MAINT ALLOWANCE			(8) 1/2 R AL W PER IOD EQUIP CATE GORY	(9) DEPOT MAINT ALW PER IOD EQUIP	(10) ILLUSTRATIONS	
					(a)	(b)	(c)	(a)	(b)	(c)			(a)	(b)
					1-20	21-50	51-100	1-20	21-50	51-100			FIG NO	ITEM NO
F--E	5305-984-4988	SCREW MACHINE M835206-228 (96906)	EA	4				*	*	*	*	52	20	
F--E	5310-209-0788	WASHER LOCK. M835335-30 (96906)	EA	4				*	*	*	*	52	21	
F--E	5310-596-7691	WASHER LOCK M835335-32 (96906)	EA	1				*	*	*	*	52	22	
G--E-S		TERMINAL BOX 298-6875-15; (46859)	EA	1								49	50	
F--E	5975-1553-1148	BOX CONNECTOR ELECTRICAL 273 (59730)	EA	1				*	*	*	*	52	2	
F--E	5975-983-9220	BOX CONNECTOR ELECTRICAL 5332 (59730)	EA	1				*	*	*	*	52	1	
F--E	5975-620-1423	BUSHING ELECTRICAL CONDUIT 422 (59730)	EA	1				*	*	*	*	52	3	
XI-E		COVER JUNCTION BOX 298-5361-1 (46859)	EA	1								52	4	
F--E	5305-984-6193	SCREW MACHINE M835206-245 (96906)	EA	2				*	*	*	*	52	5	
F--E	5310-809-8544	WASHER FLAT M827183-7 (96906)	EA	1				*	*	*	*	52	6	
F--E	5310-596-7693	WASHER LOCK: M835335-31 (96906)	EA	2				*	*	*	*	52	7	
XI-E		JUNCTION BOX 298-5360-1 (46859)	EA	1								52	8	
F--E	5975-642-8502	NIFFLE CONDUIT 844 (59730)	EA	2				*	*	*	*	52	9	
F--E		NIFFLE ELECTRICAL CONDUIT NIFFLEX1-9-160D (91851)	EA	2				*	*	*	*	52	11	
F--E		NIFFLE ELECTRICAL CONDUIT NIFFLEX2LG (91851)	EA	1				*	*	*	*	52	10	
F--E		NUT PLAIN HEXAGON 5321-6 (59730)	EA	1				*	*	*	*	52	12	
F--E		NUT PLAIN HEXAGON M835650-102 (96906)	EA	2				*	*	*	*	2	13	
F--E		NUT PLAIN ROUND 143 (59730)	EA	1				*	*	*	*	52	14	
M--E		PLATE INSTRUCTION 298-5600-1 (46859)	EA	1								52	15	
F--E	5975-242-4238	REDUCER TUBE 1261 (59730)	EA	1				*	*	*	*	52	16	
F--E	5305-989-7434	SCREW MACHINE M835207 263 (96906)	EA	1				*	*	*	*	52	17	
F--E	5940-782-5001	TERMINAL BOARD 297 4020-5 (46859)	EA	1				*	*	*	*	52	18	
F--E		NUT PLAIN HEXAGON M835649-62 (96906)	EA	4				*	*	*	*	52	19	
F--E	5305-984-4988	SCREW MACHINE M835206-228 (96906)	EA	4				*	*	*	*	52	20	

SECTION II REPAIR PARTS LIST (Continued)

(1) SNR CODE	(2) FEDERAL STOCK NUMBER	(3) DESCRIPTION REFERENCE NUMBER & MFR CODE	(4) USABLE OR CODE	(5) UNIT OF MEAS	(6) QTY INC IN UNIT	(6) 30-DAY GS MAINT ALLOWANCE			(7) 30-DAY GS MAINT ALLOWANCE			(8) 1 YR ALM PERIOD EQUIP CMTY	(9) DEPT MAINT ALM PERIOD EQUIP	(10) ILLUSTRATIONS	
						(a)	(b)	(c)	(a)	(b)	(c)			(a) FIG NO	(b) ITEM NO
						1-20	21-50	51-100	1-20	21-50	51-100				
F--H	5310-209-0788	WASHER LOCK MS35335-30 (96906)	EA	4										52	21
F--H	5310-596-7691	WASHER LOCK MS35335-32 (96906)	EA	1										52	22
F--H		WASHER REDUCING 3716 (59730)	EA	-										52	23
F--H	5940-660-3634	TERMINAL LIG MS25036-57 (96906)	EA	4											
F--H	5940-557-1628	TERMINAL LIG MS25036-56 (96906)	EA	14											
F--H	5940-557-1631	TERMINAL LIG MS25036-15 (96906)	EA	4											
F--H	5940-557-4346	TERMINAL LIG YAWBCL1 (09922)	EA	9											
F--H	5940-557-1629	TERMINAL LIG MS25036-49 (96906)	EA	8											
F--H	5940-204-9142	TERMINAL LIG MS25036-12 (96906)	EA	16											
G--H-S		COMPONENT SKIN-DOOR 398-4934-1 (46859)	EA	1										53	
X1 H		BRACKET ANGLE 298-3980-2 (46859)	EA	2											
F--H	5305-855-0961	SCREW SELF-TAPPING MS24629-35 (96906)	EA	8											
X1 H		DC'R CABINET 398-4175-5 (46859)	EA	4										53	1
F--H		BOLT MACHINE 298-3972-1 (46859)	EA	1										53	2
X1 H		BUT DOOR HINGE 298-3979-1 (46859)	EA	1										53	3
F--H	5310-582-5965	WASHER LOCK MS35338-44 (96906)	EA	1										53	4
X1 H		DOOR CABINET 398-4019-3 (46859)	EA	1											
X1 H		HANDLE DOOR 298-2164-1 (46859)	EA	1										53	5
F--H	5305-889-2997	SCREW MACHINE MS35206-215 (96906)	EA	2										53	6
X1 H		LATCH SHAPSLIDE 398-4056-1 (46859)	EA	1										53	7
F--H		SCREW MACHINE 9M0043-7 (46859)	EA	2										53	8
X1 H		PIN HINGE 298-3890-3 (46859)	EA	1										53	9
F--H		SPRING HELICAL COMPRESSION 298-3977-1 (46859)	EA	1										53	10

SECTION II REPAIR PARTS LIST (Continued)

(1) SNR CODE	(2) FEDERAL STOCK NUMBER	(3) DESCRIPTION USABLE ON CODE	(4) UNIT OF MEAS	(5) QTY INC IN UNIT	(6) 30-DAY DS MAINT ALLOWANCE			(7) 30-DAY GS MAINT ALLOWANCE			(8) 1 YR ALW EQUIP CATEGORY	(9) DEPOT MAINT ALW PERIOD EQUIP	(10) ILLUSTRATIONS	
					(a)	(b)	(c)	(a)	(b)	(c)			(a) FIG NO	(b) ITEM NO
					1-20	21-50	51-100	1-20	21-50	51-100				
XI-H		SIDE CABINET 298-3919-1 (46859)	EA	2								49	51	
P-H		NUT RETAINER CT931-1032 4 (78553)	EA	6				*	*	*	*	49	52	
P-H	5305-993-1848	SCREW MACHINE MS35207-265 (96906)	EA	6				*	*	*	*	49	42	
P-H	56310-596-7691	WASHER LOCK MS35335-32 (96906)	EA	6				*	*	*	*	49	43	
XI-H		SIDE CABINET 398-4064-2 (46859)	EA	1								49	53	
P-H		NUT PLAIN HEXAGON MS35649-82 (96906)	EA	6				*	*	*	*	49	2	
P-H	5305-984-6195	SCREW MACHINE MS35206-247 (96906)	EA	6				*	*	*	*	49	3	
P-H	56310-809-8544	WASHER FLAT MS27183-7 (96906)	EA	6				*	*	*	*	49	4	
P-H	56310-598-7693	WASHER LOCK MS35335-31 (96906)	EA	6				*	*	*	*	49	5	
XI H		CONNECTOR ASSEMBLY, ELECTRICAL 398-6936-1 (46859)	EA	2										
A--E-S		COMPONENT (CIRCUIT CARD 398-7723- (46859)	EA	1									54	
P--E-S	7440-717-6656	CIRCUIT CARD ASSEMBLY 398-6281 4 (46859)	EA	3				*	*	*	*	54	1	
P-H	56961-759-8247	DIODE-RESISTOR U1-1 THRU U1-6 398-7831-1 (46859)	EA	6				*	*	*	*	55	1	
XI H		PRINTED WIRING BOARD 297-3938-1 (46859)	EA	1									55	2
P-H	56905-279-1877	RESISTOR FIXED COMPOSITION R1-1 THRU R1-6 RC20GF242J (81349)	EA	6				*	*	*	*	55	3	
P-H	56905-195-6800	RESISTOR FIXED COMPOSITION R2-1 THRU R2-6 PC20GF561J (81349)	EA	6				*	*	*	*	55	4	
P--E-S	7440-707-3039	CIRCUIT CARD ASSEMBLY 398-6219-1 (46859)	EA	5				*	*	*	*	54	2	
P-H	56961-925-8298	INSULATOR DISK RCT018090-1A (15881)	EA	4				*	*	*	*			
XI H		PRINTED WIRING BOARD 297-3912 2 (46859)	EA	1									56	1
P-H	56905-279-2555	RESISTOR FIXED COMPOSITION R2 1 THRU R2 4 RC20GF911J (81349)	EA	4				*	*	*	*	56	2	
P-H	56905-257-0935	RESISTOR FIXED COMPOSITION R4-1 THRU R4-4 RC20GF432J (81349)	EA	4				*	*	*	*	56	3	
P-H	56905-171-1998	RESISTOR FIXED COMPOSITION R1 1 THRU R1 4 RC20GF333J (81349)	EA	4				*	*	*	*	56	4	

SECTION II REPAIR PARTS LIST (Continued)

(1) SNR CODE	(2) FEDERAL STOCK NUMBER	(3) DESCRIPTION USABLE ON CODE	(4) UNIT OF MEAS	(5) QTY INC IN UNIT	(6) 30-DAY GS MAINT ALLOWANCE			(7) 30-DAY GS NPINT ALLOWANCE			(8) 1 YR ALN STOCK QUANTITY	(9) REPT MAINT ALN PER 100 EQUIP	(10) ILLUSTRATIONS	
					(a)	(b)	(c)	(a)	(b)	(c)			(a) FIG NO	(b) ITEM NO
					1-20	21-50	51-99	1-20	21-50	51-100				
P--E	5905-279-2642	RESISTOR FIXED COMPOSITION R3-1 THRU R3-4 RC20GF391J (81349)	EA	4				*	*	*	*	*	56	5
F--E	5961-940-0538	SEMICONDUCTOR DEVICE, DIODE CR1-1 THRU CR1-4 CR3-1 THRU CR3-4 CR4-1 THRU CR4-4 S942G (03877)	EA	12				*	*	*	*	*	56	6
F--E	5961-052-5339	SEMICONDUCTOR DEVICE, DIODE CR5-1 THRU CR5-4 CR6-1 THRU CR6-4 FD6222 (07263)	EA	8				*	*	*	*	*	56	7
F--E		SEMICONDUCTOR DEVICE, DIODE CR2-1 THRU CR2-4 394-1510-4 (46859)	EA	4				*	*	*	*	*	56	8
F--E	5961-063-4194	TRANSISTOR Q1-1 THRU Q1-4 SM127D (04713)	EA	4				*	*	*	*	*	56	9
F--E-S	7440-717-6788	CIRCUIT CARD ASSEMBLY 398-7427-1 (46859)	EA	1				*	*	*	*	*	54	3
F--E		CAPACITOR FIXED MICA C2-1 C2-2 DM10056080100W4CR (72136)	EA	2				*	*	*	*	*	57	1
F--E		CLIP ELECTRICAL 6013-24A (91506)	EA	1				*	*	*	*	*		
F--E		HOLDER SWITCH 298-5138-2 (46859)	EA	1				*	*	*	*	*		
P--E	6240-944-7022	LAMP GLOW DS1 2160D (08804)	EA	1				*	*	*	*	*	57	2
F--E	6210-783-6059	MARKER PLASTIC 297-3630-1 (46859)	EA	2				*	*	*	*	*		
X1-E		PRINTED WIRING BOARD 297-10264-1 (46859)	EA	1									57	3
P--E	5905-279-1877	RESISTOR FIXED COMPOSITION R9 RC20GF242J (81349)	EA	1				*	*	*	*	*	57	4
P--E	5905-190-8889	RESISTOR FIXED COMPOSITION R2 R14-1 R14-2 RC20GF101J (81349)	EA	3				*	*	*	*	*	57	5
P--E	5905-279-3499	RESISTOR FIXED COMPOSITION R7 RC20GF273J (81349)	EA	1				*	*	*	*	*	57	6
P--E	5905-279-1876	RESISTOR FIXED COMPOSITION R15-1 R15-2 RC20GF222J (81349)	EA	2				*	*	*	*	*	57	7
P--E	5905-279-2616	RESISTOR FIXED COMPOSITION R4 RC20GF153J (81349)	EA	1				*	*	*	*	*	57	8
P--E	5905-279-1870	RESISTOR FIXED COMPOSITION R10 R13-1 R13-2 RC20GF132J (81349)	EA	3				*	*	*	*	*	57	9
P--E	5905-171-1998	RESISTOR FIXED COMPOSITION R17-1 R17-2 RC20GF333J (81349)	EA	2				*	*	*	*	*	57	10

SECTION II REPAIR PARTS LIST (Continued)

(1) SMB CODE	(2) FEDERAL STOCK NUMBER	(3) DESCRIPTION REFERENCE NUMBER & MFR CODE	(4) UNIT OF MEAS	(5) QTY INC IN UNIT	(6) 30 DAY GS MAINT ALLOWANCE			(7) 30-DAY GS MAINT ALLOWANCE			(8) 1 YR ALW MAINT ALW EQUIP PERIOD ENTYCH EQUIP	(9) DEPOT MAINT ALW EQUIP	(10) ILLUSTRATIONS	
					(a)	(b)	(c)	(a)	(b)	(c)			(a) FIG NO	(b) ITEM NO
					1 20	21 50	51-100	1 20	21 50	51-100				
P-H	5905-957-0935	RESISTOR FIXED COMPOSITION R12-1 R12-2 RC200P432J (81349)	EA	2				*	*	*	*	*	57	11
P-H	5905-195-6800	RESISTOR FIXED COMPOSITION R1 R11-1 R11-2 RC200P561J (81349)	EA	3				*	*	*	*	*	57	12
P-H	5905-279-3505	RESISTOR FIXED COMPOSITION R3 R16-1 R16-2 RC200P392J (81349)	EA	3				*	*	*	*	*	57	13
P-H	5905-290-8880	RESISTOR FIXED COMPOSITION R5 R6 RC200P122J (81349)	EA	2				*	*	*	*	*	57	14
P-P	5905-279-3515	RESISTOR FIXED COMPOSITION R8 RC00P220J (81349)	EA	1				*	*	*	*	*	57	15
P-H	5961-940-0538	SEMICONDUCTOR DEVICE DIODE CR1 CR2 1 CR3-1 CR2 2 CR3- S942C (03877)	EA	5				*	*	*	*	*	57	16
P-H	5930-918-3875	SWITCH TOGGLE S1 MS75028-26 (96906)	EA	1				*	*	*	*	*	57	17
P-H	5981-876-3888	TRANSFORMER Q2 SA683 (04713)	EA	1				*	*	*	*	*	57	18
P-H	5961-936-0588	TRANSISTOR Q1 Q3-1 Q3-2 GM868 (01295)	EA	3				*	*	*	*	*	57	19
P-H-S	5440-784-1582	CIRCUIT CARD ASSEMBLY 398-6549-1 (46859)	EA	4				*	*	*	*	*	54	4
XL		PRINTED WIRING BOARD 297-10052 1 (46859)	EA	1									58	1
P-H	5905-279-1876	RESISTOR FIXED COMPOSITION R1-1 THRU R1 6 RC200P222J (81349)	EA	6				*	*	*	*	*	58	2
P-H	5905-192-3978	RESISTOR FIXED COMPOSITION R2 1 THRU R2 6 RC200P303J (81349)	EA	6				*	*	*	*	*	58	3
P-H	5905-279-3897	RESISTOR FIXED COMPOSITION R3-1 THRU R3-6 RC200P242J (81349)	EA	6				*	*	*	*	*	58	4
P-H	5961-940-0578	SEMICONDUCTOR DEVICE DIODE CR1-1 THRU CR1 6 S942G (03877)	EA	6				*	*	*	*	*	58	5
P-H	5961-930-0588	TRANSISTOR Q1-1 THRU Q1 6 GM868 (01295)	EA	6				*	*	*	*	*	58	6
XL-H		COMPONENT INSTALLATION 398 7704 1 (46859)	EA	1										
P-H		NUT PLAIN HEXAGON MS35649 82 (96906)	EA	6				*	*	*	*	*		
P-H	5305-984-6193	SCREW MACHINE MS35206-245 (96906)	EA	4										

SECTION II REPAIR PARTS LIST (Continued)

(1) SNR CODE	(2) FEDERAL STOCK NUMBER	(3) DESCRIPTION REFERENCE NUMBER & MFR CODE	(4) UNIT OF MEAS USABLE OR CODE	(5) QTY INC IN UNIT	(6) 30-DAY GS MAINT ALLOWANCE			(7) 30-DAY GS MAINT ALLOWANCE			(8) 1 YR ALW PERIOD EQUIP ENTRNCY	(9) DEPOT MAINT ALW PERIOD EQUIP	(10) ILLUSTRATIONS	
					(a)	(b)	(c)	(a)	(b)	(c)			(a) FIG NO	(b) ITEM NO
					1-20	21-50	51-100	1-20	21-50	51-100				
X1-H		SUPPORT HANDLE 298-5337-1 (46859)	EA	1										
F--H	5305-954-6193	SCREW MACHINE MS35206-245 (96906)	EA	2				*	*	*	*			
F--H	5310-809-8544	WASHER FLAT MS27183-7 (96906)	EA	2				*	*	*	*			
F--H	5310-596-7693	WASHER LOCK MS35335-31 (96906)	EA	2				*	*	*	*			
F--H	5310-596-7693	WASHER LOCK MS35335-31 (96906)	EA	4				*	*	*	*			
A--E-S		LINE TERMINATION BUFFER INTERFACE ASSEMBLY 398-7702-1 (46859)	EA	1								49		54
X2 H		BRACKET ANGLE 298-5444 (46859)	EA	2								59		1
F--H		NUT FLAIN HEXAGON MS35649-82 (96906)	EA	8				*	*	*	*	59		2
F--H	5305-984-6193	SCREW MACHINE MS35206-245 (96906)	EA	6				*	*	*	*	59		3
F--H	5310-809-8544	WASHER FLAT MS27183-7 (96906)	EA	8				*	*	*	*	59		4
F--H	5310-596-7693	WASHER LOCK MS35335-31 (96906)	EA	8				*	*	*	*	59		5
X1 H		BRACKET ANGLE 298-5445-1 (46859)	EA	1								59		6
F--H		NUT FLAIN HEXAGON MS35649-82 (96906)	EA	1				*	*	*	*	59		2
F--H		NUT FLAIN HEXAGON MS35649-82 (96906)	EA	1				*	*	*	*	59		7
F--H	5305-984-6195	SCREW MACHINE MS35206-247 (96906)	EA	1				*	*	*	*	59		8
F--H	5305-059-4533	SCREW MACHINE MS35190-238 (96906)	EA	1				*	*	*	*	59		9
F--H	5310-809-5544	WASHER FLAT MS27183-7 (96906)	EA	1				*	*	*	*	59		4
F--H	5310-082-1404	WASHER FLAT MS27183-6 (96906)	EA	1				*	*	*	*	59		10
F--H	5310-596-7693	WASHER LOCK MS35335-31 (96906)	EA	1				*	*	*	*	59		5
F--H	5310-209-0788	WASHER LOCK MS35 35-30 (96906)	EA					*	*	*	*	59		11
F--H	5310-786-9202	CAPACITOR FIXED ELECTROLYTIC CS13BF475K (81349)	EA	4				*	*	*	*			
F--H		CAPACITOR FIXED ELECTROLYTIC CT4104WBK (81349)	EA	10				*	*	*	*			
F--H	5340-057-2894	CLAMP LOOP MS21333-7 (96906)	EA	2				*	*	*	*			

SECTION II REPAIR PARTS LIST (Continued)

(1) SNR CODE	(2) FEDERAL STOCK NUMBER	(3) DESCRIPTION USABLE ON CODE	(4) UNIT OF MEAS	(5) QTY INC IN UNIT	(6) 30-DAY DS MAINT ALLOWANCE				(7) 30-DAY GS MAINT ALLOWANCE			(8) 1 YR ALG PERIOD EQUIP CATGY	(9) DEPOT MAINT ALG PERIOD EQUIP	(10) ILLUSTRATIONS	
					(a)	(b)	(c)	(a)	(b)	(c)	(a)			(b)	
					1 20	21 50	51-100	1 20	21 50	51-100	FIG NO			ITEM NO	
P--E	5340-880-5949	CLAMP LOOP MS21333- (96906)	EA	2					*	*	*	*	59	12	
P--E		NUT PLAIN HEXAGON MS35649-82 (96906)	EA	1					*	*	*	*	59	2	
P--E	5305-984-6195	SCREW MACHINE MS35206-247 (96906)	EA	1					*	*	*	*	59	6	
P--E	5310-809-8544	WASHER FLAT MS27183-7 (96906)	EA	1					*	*	*	*	59	4	
P--E	5310-596-7893	WASHER LOCK MS35335-31 (96906)	EA	1					*	*	*	*	59		
P--E	5340-057-2890	CLAMP LOOP MS21333-3 (96906)	EA	2					*	*	*	*			
P--E		NUT PLAIN HEXAGON MS35649-82 (96906)	EA	1					*	*	*	*			
P--E	5305-984-8193	SCREW MACHINE MS35206-245 (96906)	EA	1					*	*	*	*			
P--E	5310-809-8544	WASHER FLAT MS27183-7 (96906)	EA	1					*	*	*	*			
P--E	5310-598-7893	WASHER LOCK MS35335-31 (96906)	EA	1					*	*	*	*			
P--E		CLAMP LOOP 2C1-150-9 (01229)	EA	2					*	*	*	*	59	13	
P--E		NUT PLAIN HEXAGON MS35649-82 (96906)	EA	1					*	*	*	*	59	7	
P--E	5305-958-5477	SCREW MACHINE MS35190-254 (96906)	EA	1					*	*	*	*	59	14	
P--E	5310-809-8544	WASHER FLAT MS27183-7 (96906)	EA	1					*	*	*	*	59	4	
P--E	5310-598-7893	WASHER LOCK MS35335-31 (96906)	EA	1					*	*	*	*	59	5	
A--E-S		CONNECTOR PLATE ASSEMBLY 393-7702 2 (46859)	EA	1									59	15	
P--E		SCREW MACHINE 64-060641 40-024200 (78189)	EA	6					*	*	*	*			
P--E	6150-941-1969	BUS BAR 298-4095-1 (46859)	EA	4					*	*	*	*			
A--E-S		CONNECTOR PLATE ASSEMBLY 398-7175-2 (46859)	EA	1											
P--E	5935-782-6182	CONTACT SET 398-8005-3 (46859)	EA	55					*	*	*	*			
P--E	5935-782-6183	CONTACT SET 398-8005-1 (46859)	EA	330					*	*	*	*			
P--E		CONTACT SET 398-8005-5 (46859)	EA	55					*	*	*	*			
P--E	5935-134-9721	CONTACT SET 398-8005-2 (46859)	EA	330					*	*	*	*			
P--E	5935-134-9722	CONTACT SET 398-8005 4 (46859)	EA	55					*	*	*	*			

SECTION II REPAIR PARTS LIST (Continued)

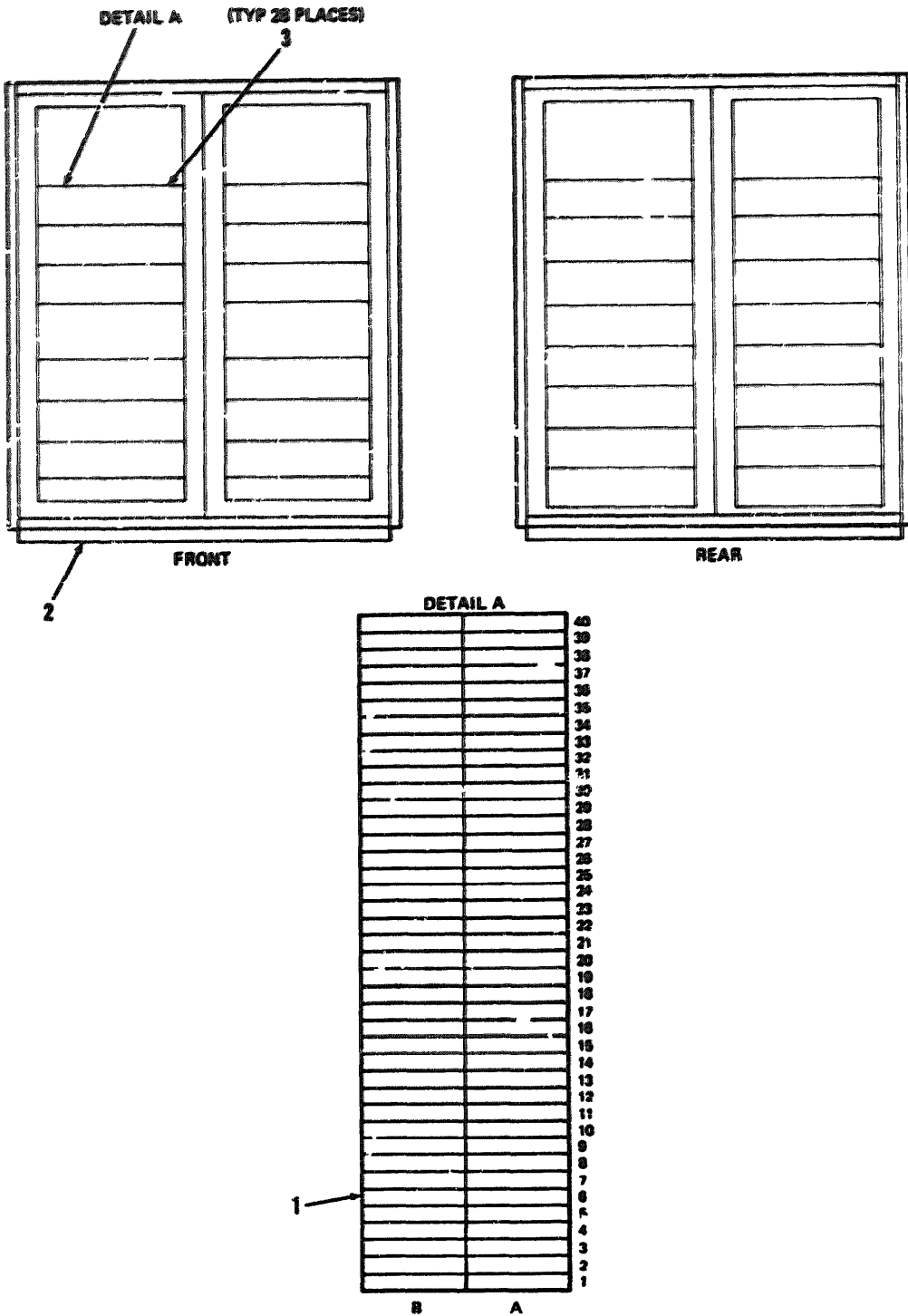
(1) S&C CODE	(2) FEDERAL STOCK NUMBER	(3) DESCRIPTION REFERENCE NUMBER & MFR CODE	(4) UNIT OF MEAS	(5) QTY INC IN UNIT	(6) 30-DAY DS MAINT ALLOWANCE			(7) 30-DAY GS MAINT ALLOWANCE			(8) # NO ALIN PER EQUIP CONTACT	(9) DEPOT MAINT ALN PER EQUIP ADD EQUIP	(10) CLASSIFICATIONS	
					(a)	(b)	(c)	(a)	(b)	(c)			(a)	(b)
					1-20	21-50	51-100	1-20	21-50	51-100			F/C NO.	ITEM AND QTY REFERENCE SIGNATURE
		GROUP 25 ASYNCHRONOUS												
G--H-S		LINE TERMINATION BUFFER ASSEMBLY ASYNCHRONOUS 398-6564-3 (46859)	EA	7									21	
HL-H		.BRACKET ANGLE 398-6506-1 (46859)	EA	1										
HL-H		.BRACKET ANGLE 258-4247 1 (46859)	EA	1									21	1
F--H		.NUT FLAT HEXAGON NE35649-82 (96906)	EA	2				*	*	*	*	*	21	2
F--H	5305-981-6193	SCREW MACHINE NE35206-245 (96906)	EA	2				*	*	*	*	*	21	3
F--H	5910-809-8544	WASHER, FLAT NE35183 7 (96906)	EA	2				*	*	*	*	*	21	4
F--H	5310-596-7693	WASHER, LOCK NE35335-31 (96906)	EA	2				*	*	*	*	*	21	5
F--H		.NUT FLAT HEXAGON NE35649-82 (96906)	EA	2				*	*	*	*	*		
F--H		.NUT FLAT HEXAGON NE35649-82 (96906)	EA	2				*	*	*	*	*		
F--H	5305-889-3000	SCREW MACHINE NE35206-230 (96906)	EA	2				*	*	*	*	*		
F--H	5310-209-8788	WASHER LOCK NE35335-30 (96906)	EA	2				*	*	*	*	*		
F--H	5310-596-7693	WASHER, LOCK NE35335-31 (96906)	EA	2				*	*	*	*	*		
		NOTE SEE GROUP 22 FOR BREAKOUT OF C C A												
G--H-S		COMPONENT CIRCUIT CARD 398-6691 1 (46859)	EA	1									60	
F--H-S	5695-179-6513	.CIRCUIT CARD ASSEMBLY 398-6553-2 (46859)	EA	1				*	*	*	*	*	60	1
F--H-S	7440-707-1321	CIRCUIT CARD ASSEMBLY 398-6550-1 (46859)	EA	5				*	*	*	*	*	60	2
F--H-S	5895-179-8512	CIRCUIT CARD ASSEMBLY 398-6547 1-919 (46859)	EA	1				*	*	*	*	*	60	3
F--H-C		.CIRCUIT CARD ASSEMBLY 398-6 51 1 (46859)	EA	4				*	*	*	*	*	60	4
F--H-C	5895-179-8511	CIRCUIT CARD ASSEMBLY 398-6547 11952 (46859)	EA	1				*	*	*	*	*	60	13
F--H-C	6625-809-6113	CIRCUIT CARD ASSEMBLY 398-6545-1 (46859)	EA	1				*	*	*	*	*	60	6
F--H-C	5895-179-8510	CIRCUIT CARD ASSEMBLY 398-6547 11923 (46859)	EA	1				*	*	*	*	*	60	
F--H-C	7440-707-1320	CIRCUIT CARD ASSEMBLY 398-6593 1 (46859)	EA	1				*	*	*	*	*	60	8
F--H-C	5895-179-8509	.CIRCUIT CARD ASSEMBLY 398-6169 3 (46859)	EA	3				*	*	*	*	*	60	9
F--H-C	7440-724-1548	CIRCUIT CARD ASSEMBLY 398-6537 1 (46859)	EA	2				*	*	*	*	*	60	10
F--H-C		CIRCUIT CARD ASSEMBLY 398-6539 1 (46859)	EA	3				*	*	*	*	*	60	11
F--H-S	5895-179-8514	CIRCUIT CARD ASSEMBLY 398-6547 10019 (46859)	EA	2				*	*	*	*	*	60	12
F--H-S	5895-179-8515	.CIRCUIT CARD ASSEMBLY 398-6547 10054 (46859)	EA	1				*	*	*	*	*	60	5

SECTION II REPAIR PARTS LIST (Continued)

(1) FEDERAL STOCK NUMBER	(2) DESCRIPTION	(3) UNIT OF MEAS	(4) QTY REQ PR UNIT	(5) 30-DAY GS MAINT ALLOWANCE			(6) 30-DAY GS MAINT ALLOWANCE			(7) 1 YR ALW PER EQUIP CONTACT	(8) DEPOT MAINT ALW PER 100 EQUIP	(9) ILLUSTRATIONS	
				(a) 1-20	(b) 21-50	(c) 51-100	(a) 1-25	(b) 21-50	(c) 51-100			(10) FIG NO.	(11) ITEM NO OR REFERENCE DESIGNATION
P--E-3 7440-126-1595	CIRCUIT CARD ASSEMBLY 398-6543-1 (146859)	EA	7				*	*	*	*	60	14	
P--E-1 5059-715-8936	CIRCUIT CARD ASSEMBLY 398-6546-10T3 (146859)	EA	1				*	*	*	*	60	15	
P--E-2 7440-724-5600	CIRCUIT CARD ASSEMBLY 398-6576-1 (146859)	EA	12				*	*	*	*	60	16	
P--E-4 5095-139-6517	CIRCUIT CARD ASSEMBLY 398-6553-1 (146859)	EA	1				*	*	*	*	60	17	
P--E-3 7440-724-1540	CIRCUIT CARD ASSEMBLY 398-6536-1 (146859)	EA	9				*	*	*	*	60	18	
P--E-3	CIRCUIT CARD ASSEMBLY 398-6536-2 (146859)	EA	3				*	*	*	*	60	19	
P--E-3 7440-725-5501	CIRCUIT CARD ASSEMBLY 398-6538-1 (146859)	EA	1				*	*	*	*	60	20	
P--E-3 7440-707-1336	CIRCUIT CARD ASSEMBLY 398-6540-1 (146859)	EA	1				*	*	*	*	60	21	
P--E-3	CIRCUIT CARD ASSEMBLY 398-6547-24444 (146859)	EA	1				*	*	*	*	60	22	
P--E 5910-110-0894	CAPACITOR, FIXED, MICA C2-1 C2-2 150D563K5020A2 (56289)	EA	2				*	*	*	*	61	1	
P--E 5910-110-0889	CAPACITOR, FIXED, MICA: C3-1 C3-2 150D123K5020A2 (56289)	EA	2				*	*	*	*	61	2	
P--E-3	CIRCUIT CARD ASSEMBLY: 398-6547 20000; (146859)	EA	1				*	*	*	*	61	3	
P--E 5915-930-4312	CAPACITOR-RESISTOR: E1-1 E1-2 200C1007 (56289)	EA	2				*	*	*	*	61	4	
P--E 5910-786-9202	CAPACITOR, FIXED, ELECTROLYTIC C7 CE13EP475K (81349)	EA	1				*	*	*	*	61	5	
P--E 5910-065-8613	CAPACITOR, FIXED, MICA C1-1 C1-2 M10CB20J0100W4CR; (72136)	EA	2				*	*	*	*	61	6	
P--E	CAPACITOR, FIXED, MICA C5-1 C5-2 M10CB22K0100W4CR (72136)	EA	2				*	*	*	*	61	7	
EL-E	PRINTED WIRING BOARD 297 10050-1; (46859)	EA	1				*	*	*	*	61	8	
P--E 5905-904-6401	RESISTOR, VARIABLE R1-1 R1-2 301-0085K (94075)	EA	2				*	*	*	*	61	9	
P--E 5905-249-4195	RESISTOR, FIXED, COMPOSITION R2-1 R2-2 RC20CF752J (81349)	EA	2				*	*	*	*	61	10	
P--E 5905-195-6791	RESISTOR, FIXED, COMPOSITION R6-1 R7-1 R6-2 R7-2 RC20CF65LJ (81349)	EA	4				*	*	*	*	61	11	
P--E 5905-279-2669	RESISTOR, FIXED, COMPOSITION R8-1 R8-2 RC20CF133J; (81349)	EA	2				*	*	*	*	61	12	
P--E 5905-190-8887	RESISTOR, FIXED, COMPOSITION R4-1 R5-1 R4-2 R5-2 RC20CF202J (81349)	EA	4				*	*	*	*	61	13	
P--E 5961-940-0538	SEMICONDUCTOR DEVICE DIODE CR1 CR2-1 CR3-1 CR4-1 CR5-1 CR6-1 CR1-2 CR2-2 CR3-2 CR4-2 CR5-2 CR6-2 S942G (03877)	EA	12				*	*	*	*	61	14	
P--E 5961-936-0588	TRANSISTOR Q2-1 Q3-1 Q2-2 Q3-2 Q868 (01295)	EA	4				*	*	*	*	61	15	

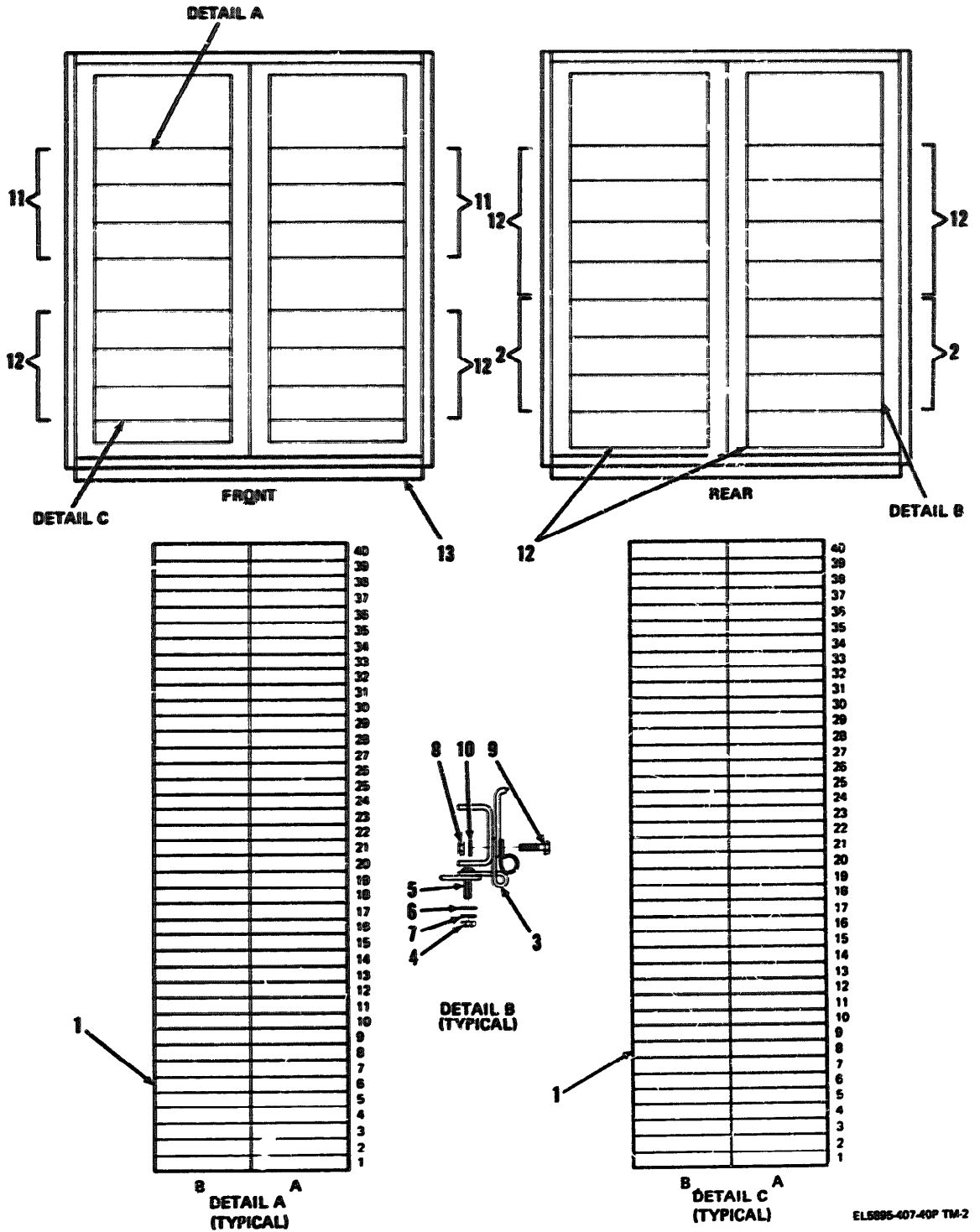
SECTION II REPAIR PARTS LIST (Continued)

(1) REQ CODE	(2) FEDERAL STOCK NUMBER	(3) DESCRIPTION USABLE ON CODE	(4) UNIT OF MEAS	(5) QTY REQ UNIT	(6) 30-DAY QS AMOUNT ALLOWANCE			(7) 90-DAY QS AMOUNT ALLOWANCE			(8) A PER EQUIP CAPACITY	(9) A PER EQUIP	(10) CLASSIFICATION	
					(a)	(b)	(c)	(a)	(b)	(c)			(a) FOR NO	(b) REF NO. OR REFERENCE DESIGNATION
					1-50	21-50	51-99	1-50	21-50	51-99				
F-H	5962-764-3166	TRANSISTOR 2P 1 2-2 2825 (80131)	EA	2				*	*	*	*	*	61	14
F-H	5935-134-9725	CONTACT SET 3R-8005-0, (4659)	EA	55				*	*	*	*	*		
F-H	5935-364-2972	CONNECTOR, RECEPTACLE ELECTRICAL R502-FR002, (95236)	EA	3				*	*	*	*	*	59	16
F-H	5935-916-2560	TERMINAL, IUC 2579 (0382)	EA	14				*	*	*	*	*	59	17
F-H	5305-984-4963	SCREW MACHINE MS3206-28 (96906)	EA	1				*	*	*	*	*	59	18
F-H	5310-209-0258	WASHER, LOCK MS335 32 (96906)	EA	1				*	*	*	*	*	59	11
XL-H		HOLDER, CIRCUIT CARD 297-420-1 (4659)	EA	6									59	19
F-H	5305-889-3001	SCREW MACHINE MS3206-23 (96906)	EA	2				*	*	*	*	*		
F-H	5310-015-0594	WASHER, LOCK MS338 22 (96906)	EA	2				*	*	*	*	*		
XL-H		HOLDER, CIRCUIT CARD 297-400-2 (4659)	EA	6									59	20
F-H	5305-889-3001	SCREW MACHINE MS3206-23 (96906)	EA	2				*	*	*	*	*	59	21
F-H		WASHER, LOCK MS338-22 (96906)	EA	2				*	*	*	*	*	59	22
M-H		PLATE, IDENTIFICATION 296-4457-2 (4659)	EA	1									59	23
F-H	5940-945-2082	TERMINAL, IUC 1204-1 (0377)	EA	3				*	*	*	*	*		
M-H		TAB, IDENTIFICATION 296 442 12 (4659)	EA	1										
F-H		NET FLAT BEZEL MS3649-62 (96906)	EA	1				*	*	*	*	*		
F-H	5305-964-5363	SCREW MACHINE MS3206-245 (96906)	EA	1				*	*	*	*	*		
F-H	5310-609-6544	WASHER, FLAT MS2183-7 (96906)	EA	1				*	*	*	*	*		
F-H	5310-596-5693	WASHER, LOCK MS335 31 (96906)	EA	1				*	*	*	*	*		
M-H		PLATE, IDENTIFICATION 296-3550-99 (4659)	EA	1										
F-H		NET GROUT SPRING C9895012 (78553)	EA	2				*	*	*	*	*		
M-H		PLATE, IDENTIFICATION 296-1772-198 (4659)	EA	1										
F-H		SCREW SELF-TAPPING MS4630-10 (96906)	EA	2				*	*	*	*	*		
GROUP 24 POWER SUPPLY														
C-H		POWER SUPPLY PP-473/FYA-10(V) SEE TM 11-4895 552-43P: 85237 (9838)	EA	1									49	5



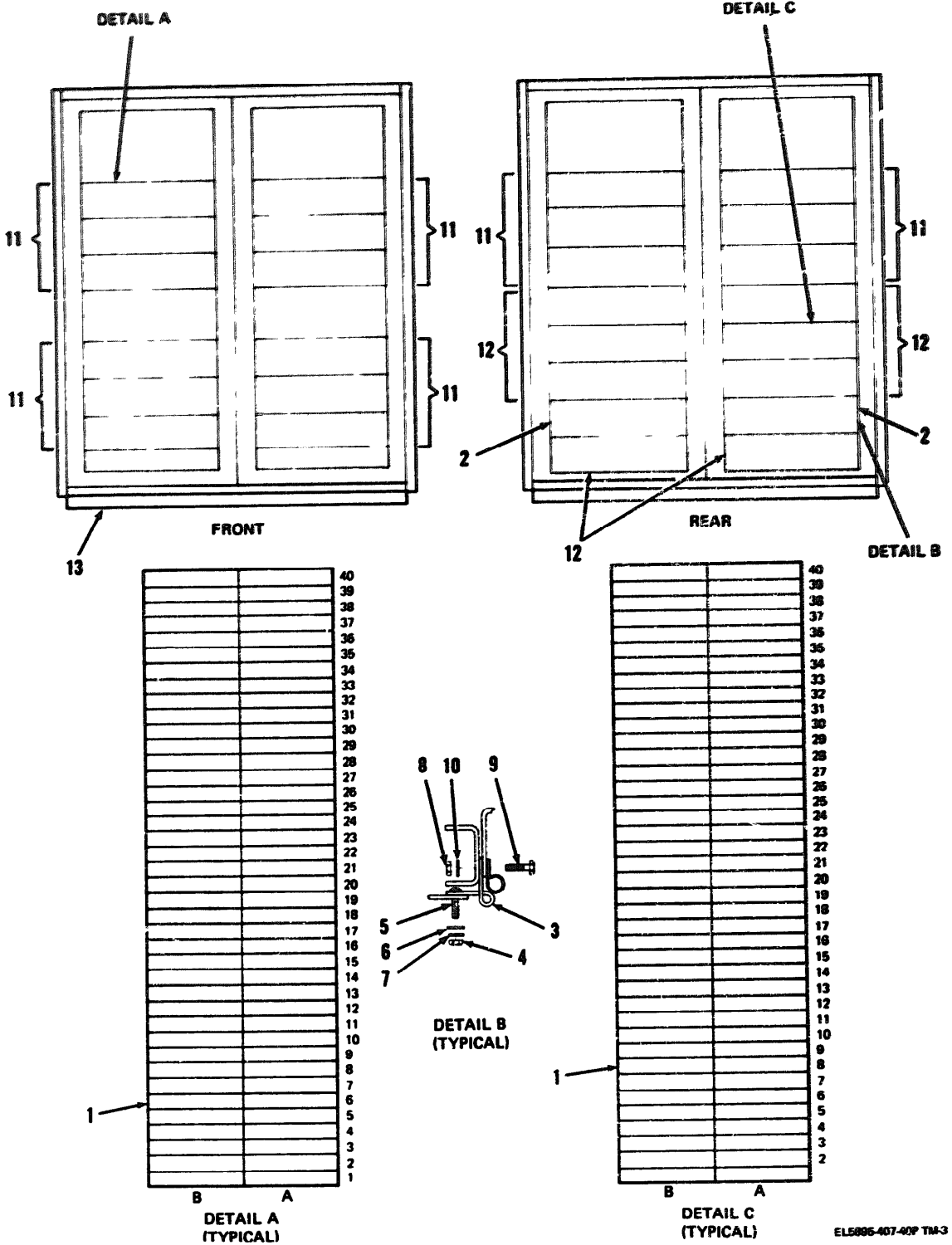
ELR206-407-40P-TM-1

Figure 1. LTBU 397-1289-3 location of assemblies



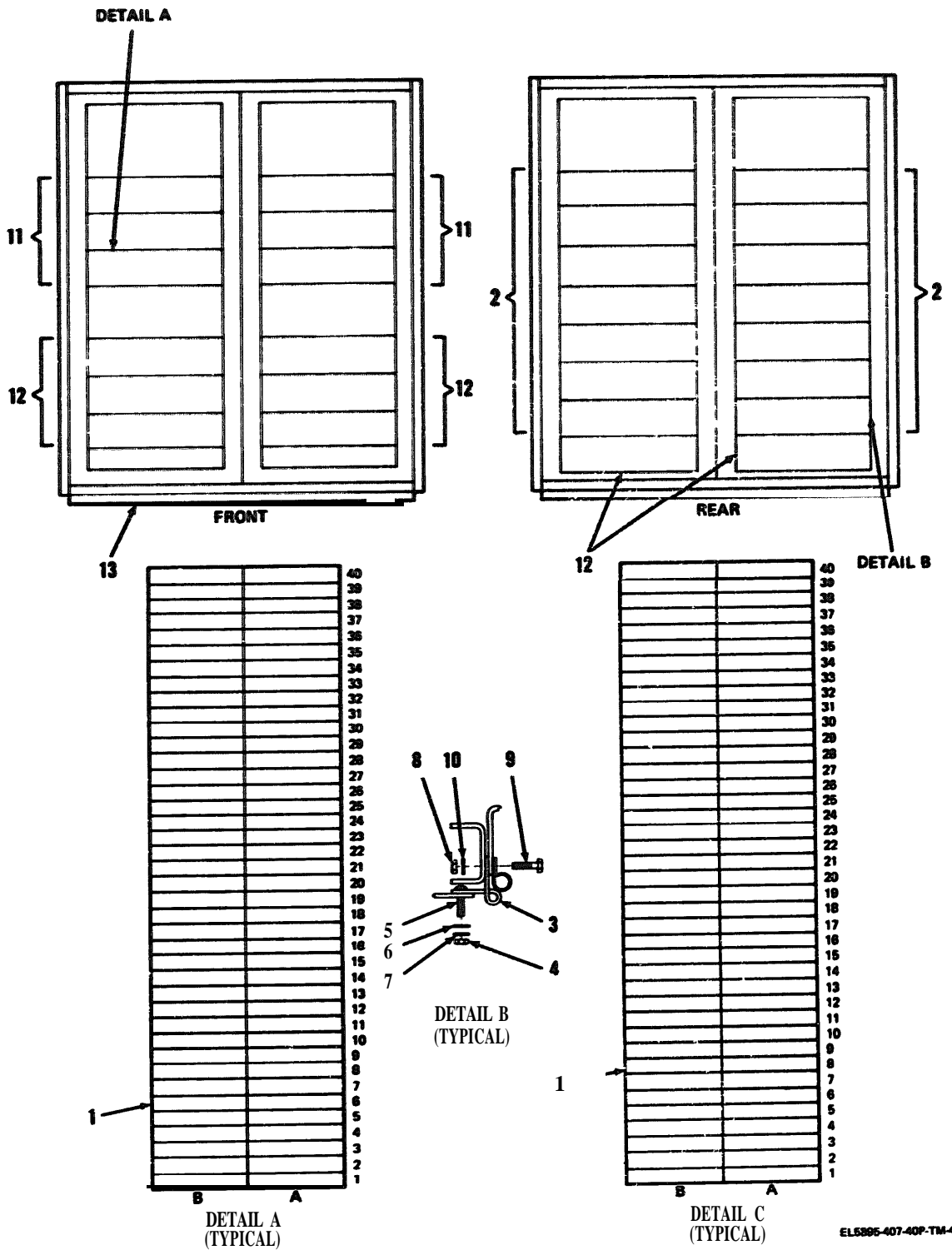
EL5895-407-40P TM-2

Figure 2 LTBU 397-1289-4 Location of assemblies



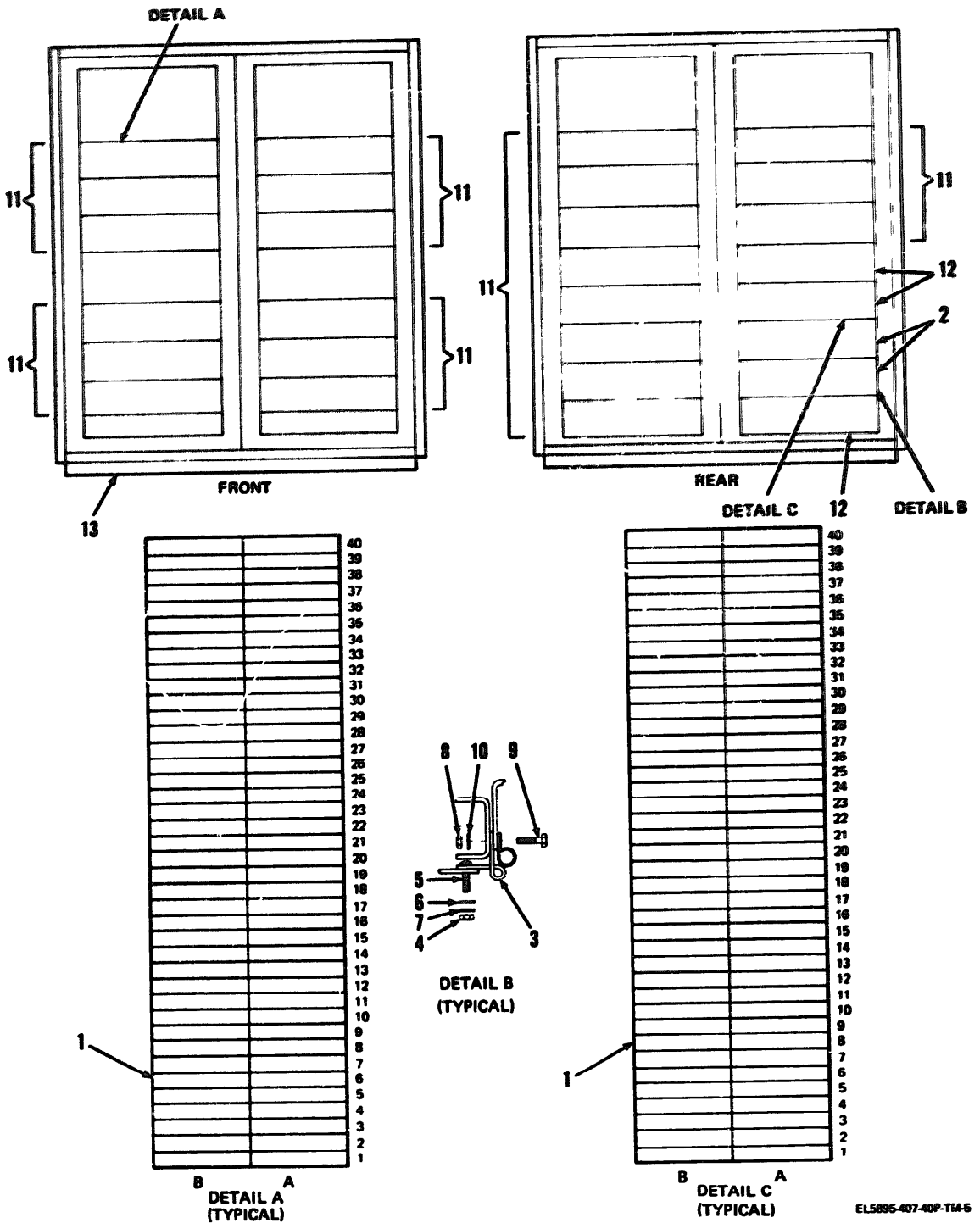
EL5895-407-40P TM-3

Figure 3 LTBU 397-1289-7 location of assemblies



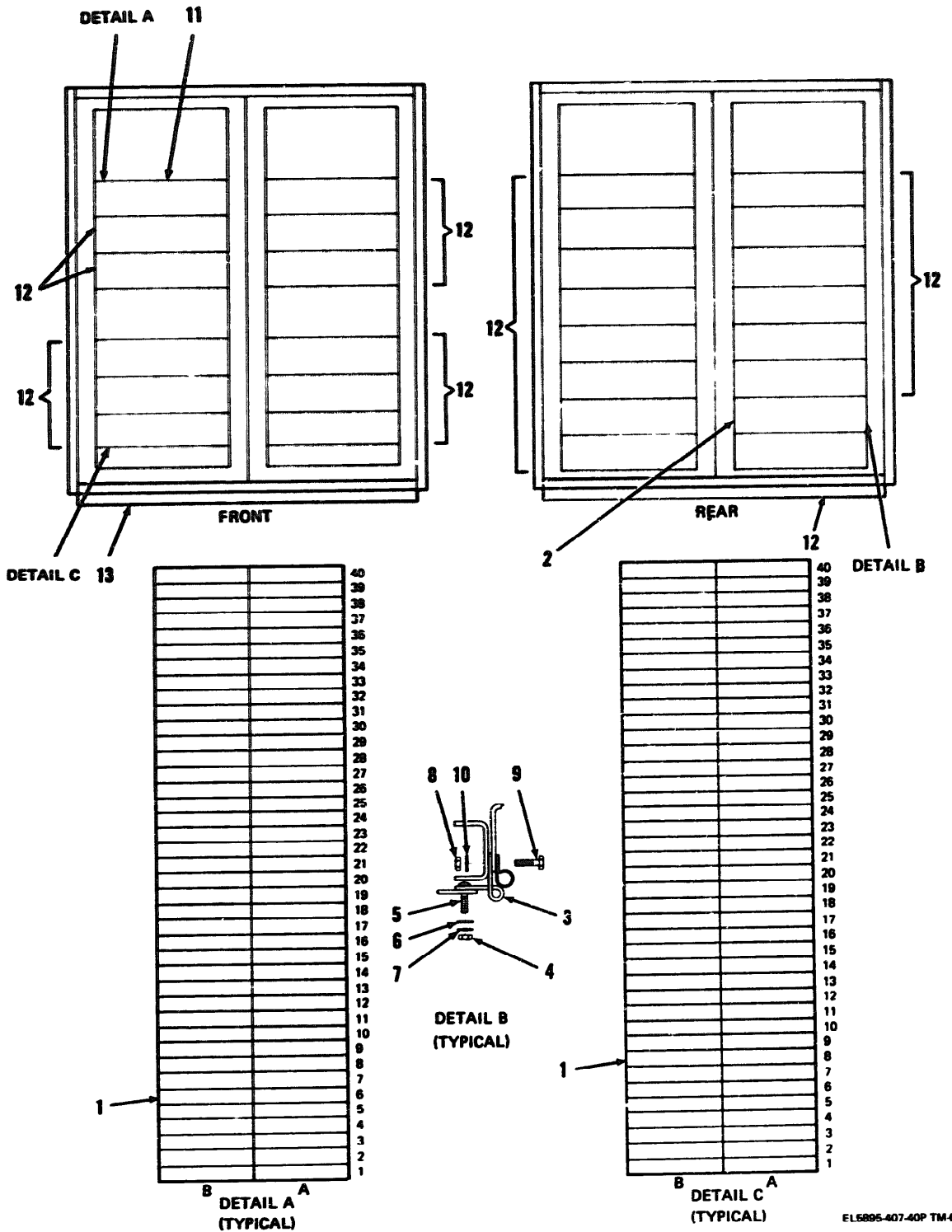
EL5895-407-40P-TM-4

Figure 4. LTBU 397 1289-8 location of assemblies



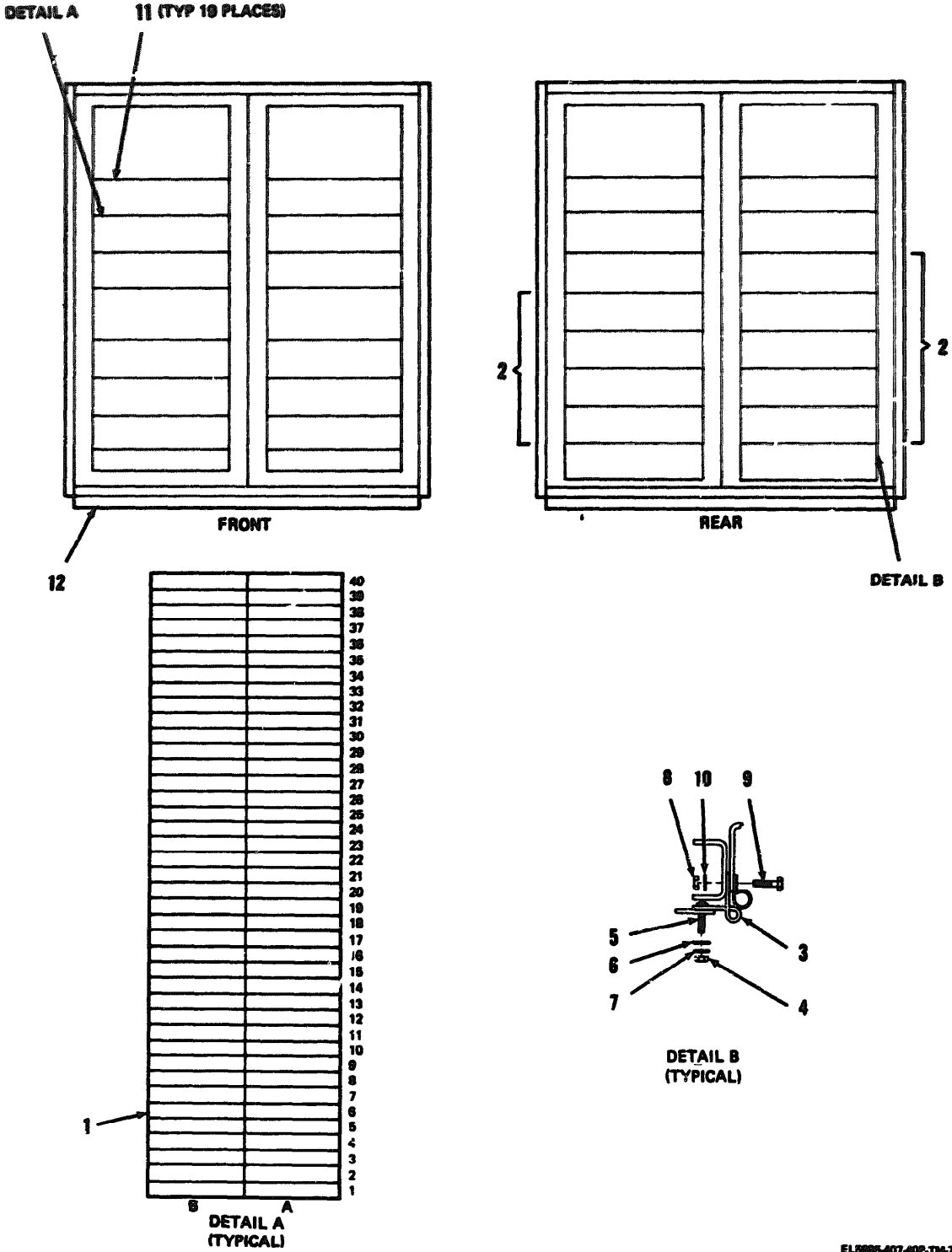
EL5895-407-40P-T145

Figure 5. LTBU 397 1289 9 location of assemblies



EL5895-407-40P TM-6

Figure 6 LTBU 397 1289 11 location of assemblies



EL5895-407-40P-T16-7

Figure 7 LTBU 397 1289 12 location of assemblies

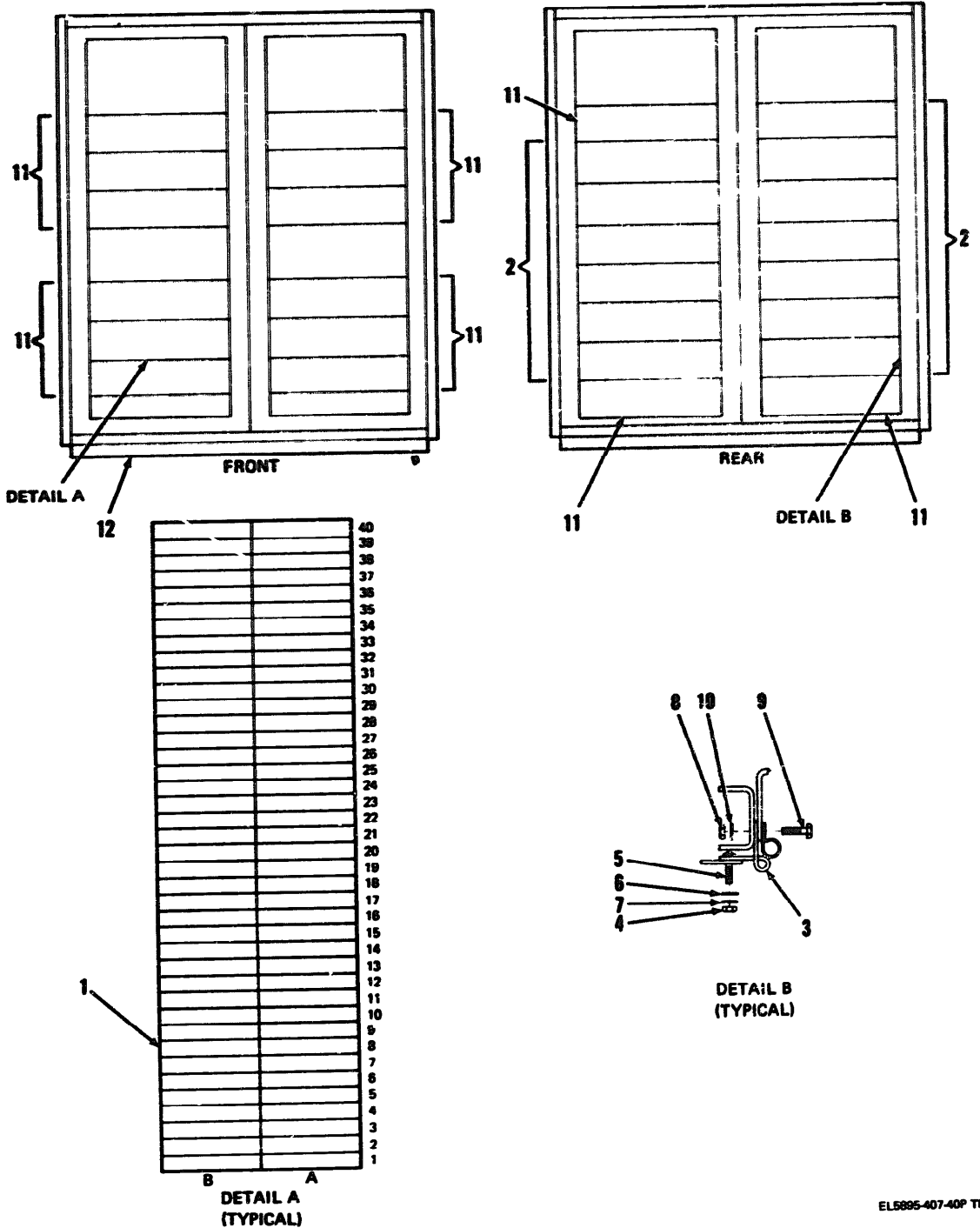
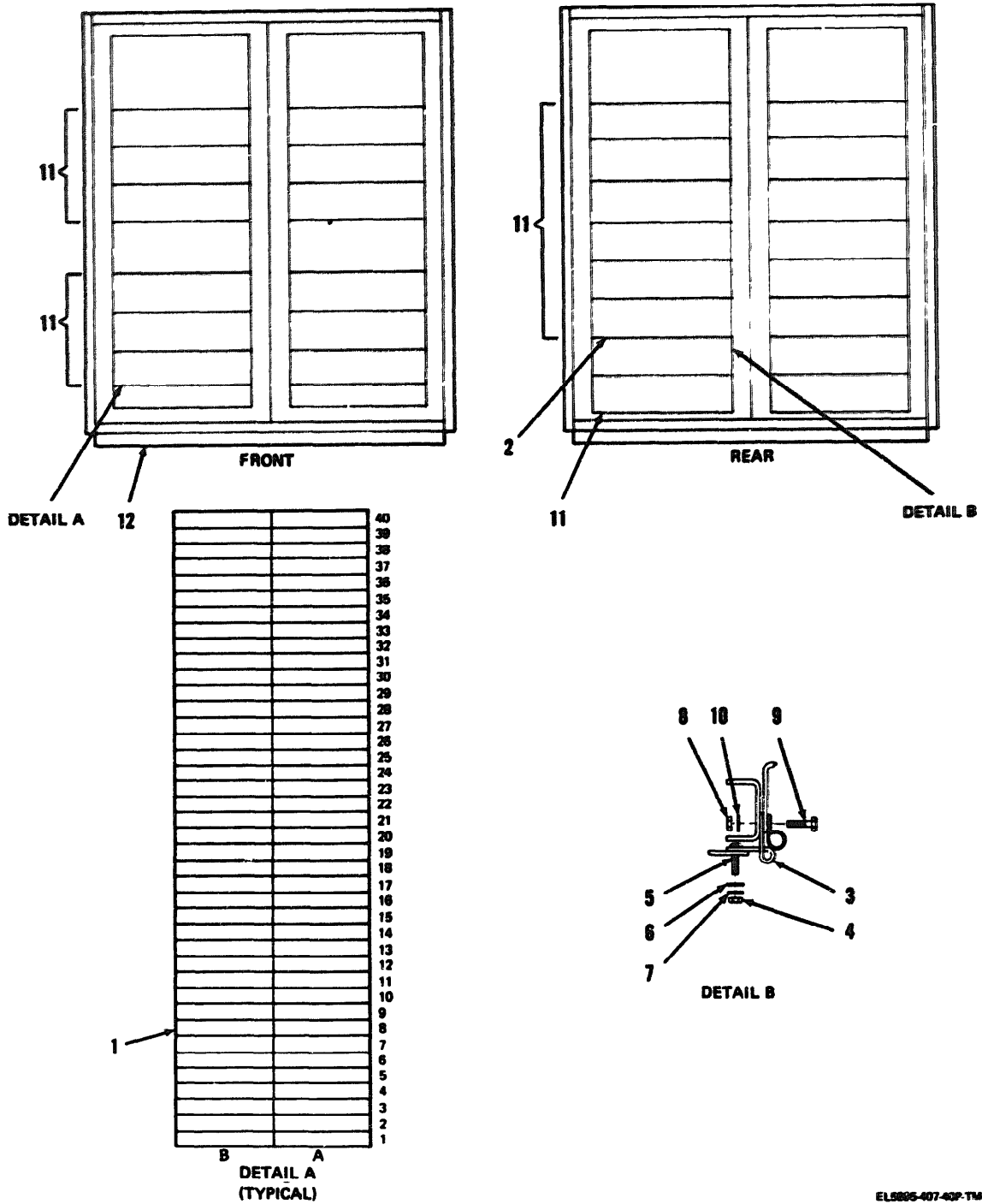
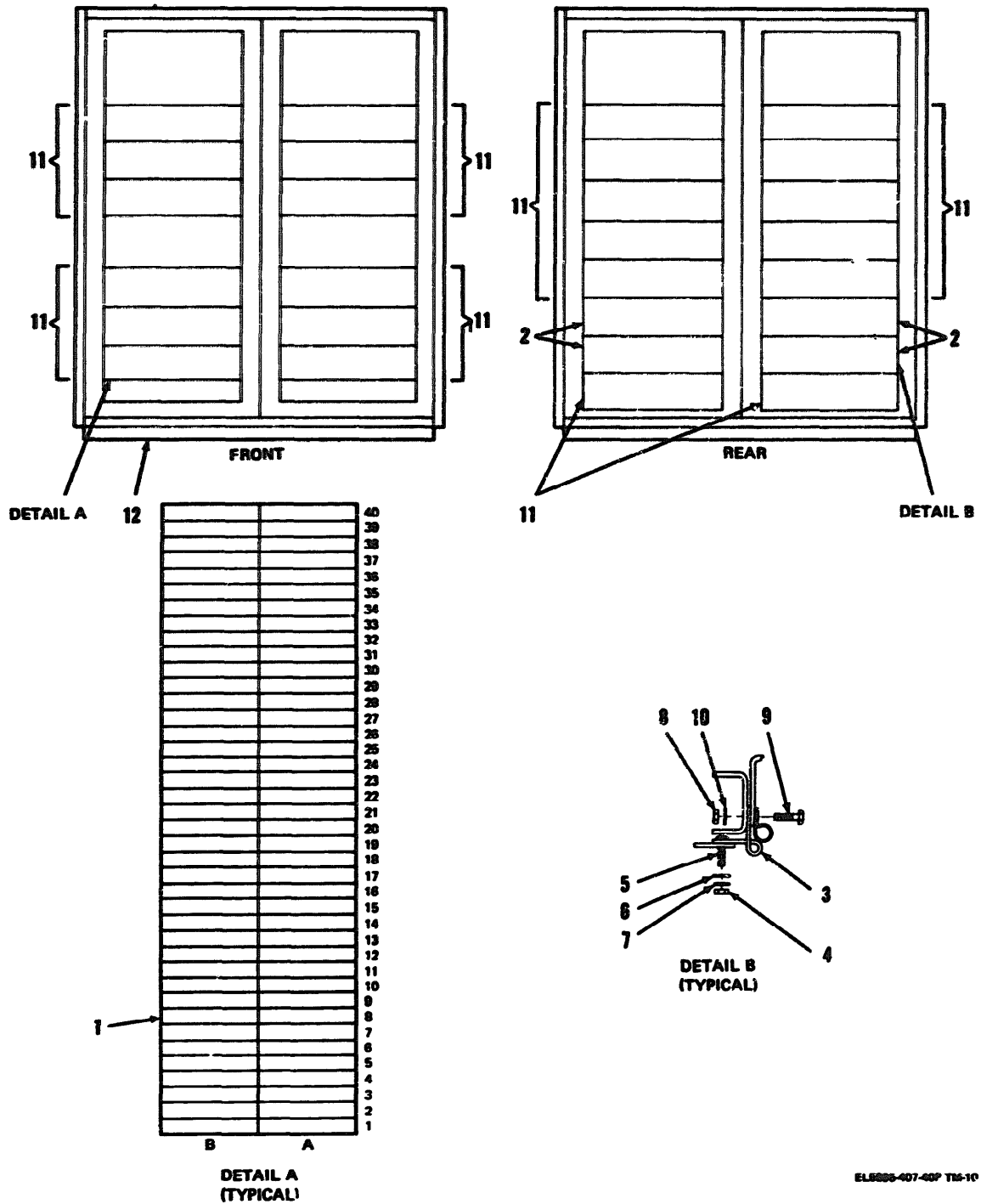


Figure 8 LTBU 397 1289 13 location of assemblies



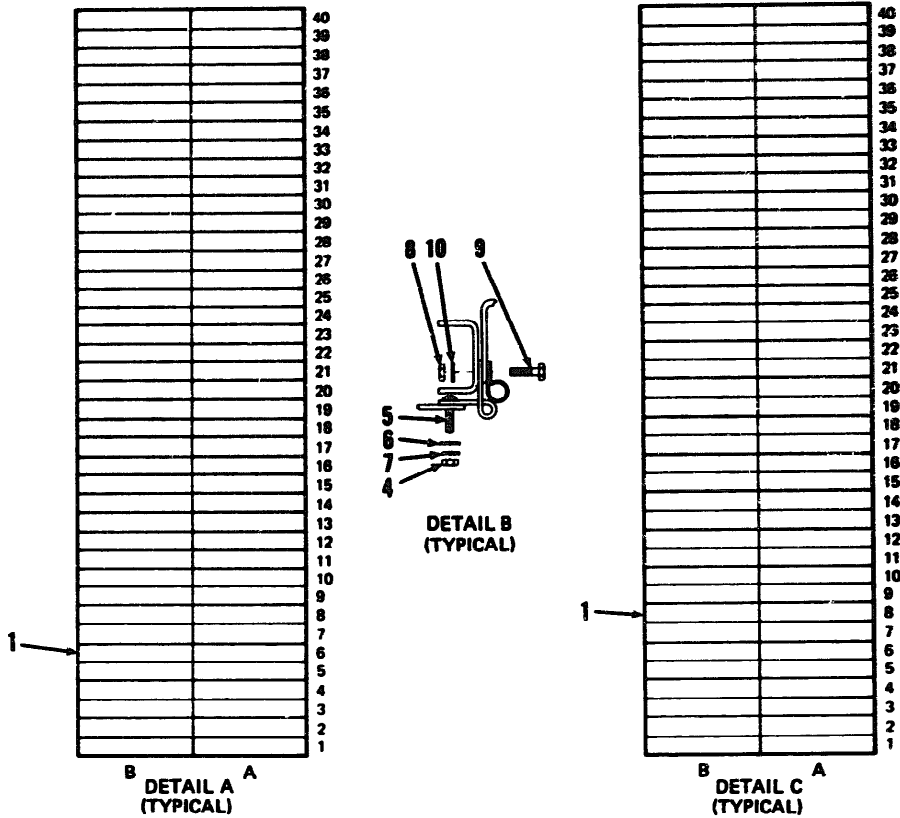
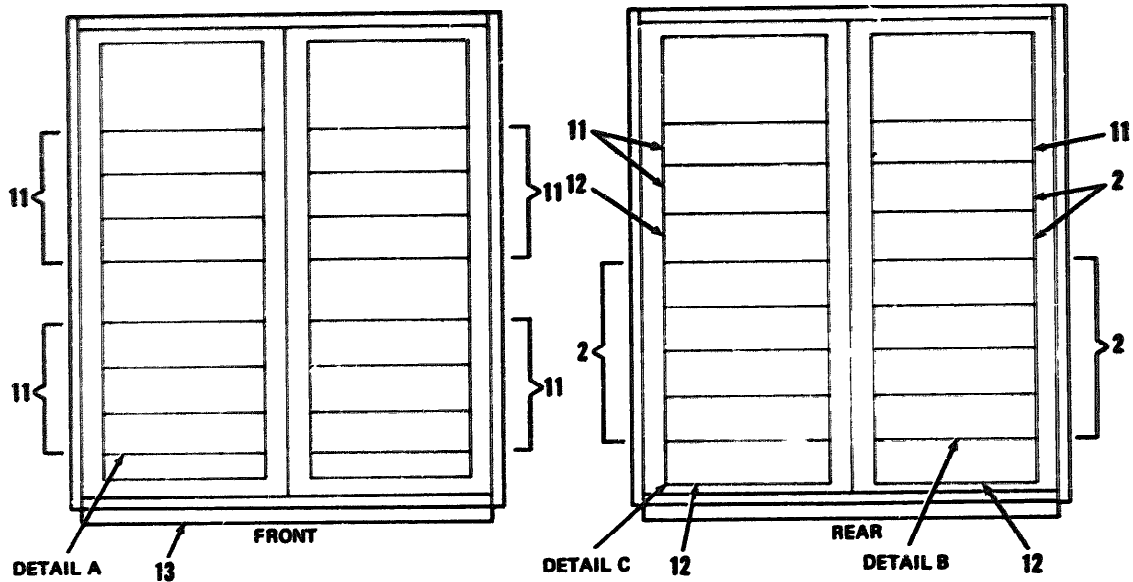
EL5895-407-40P-TM-9

Figure 9 LTBU 397 1289 15 location of assemblies



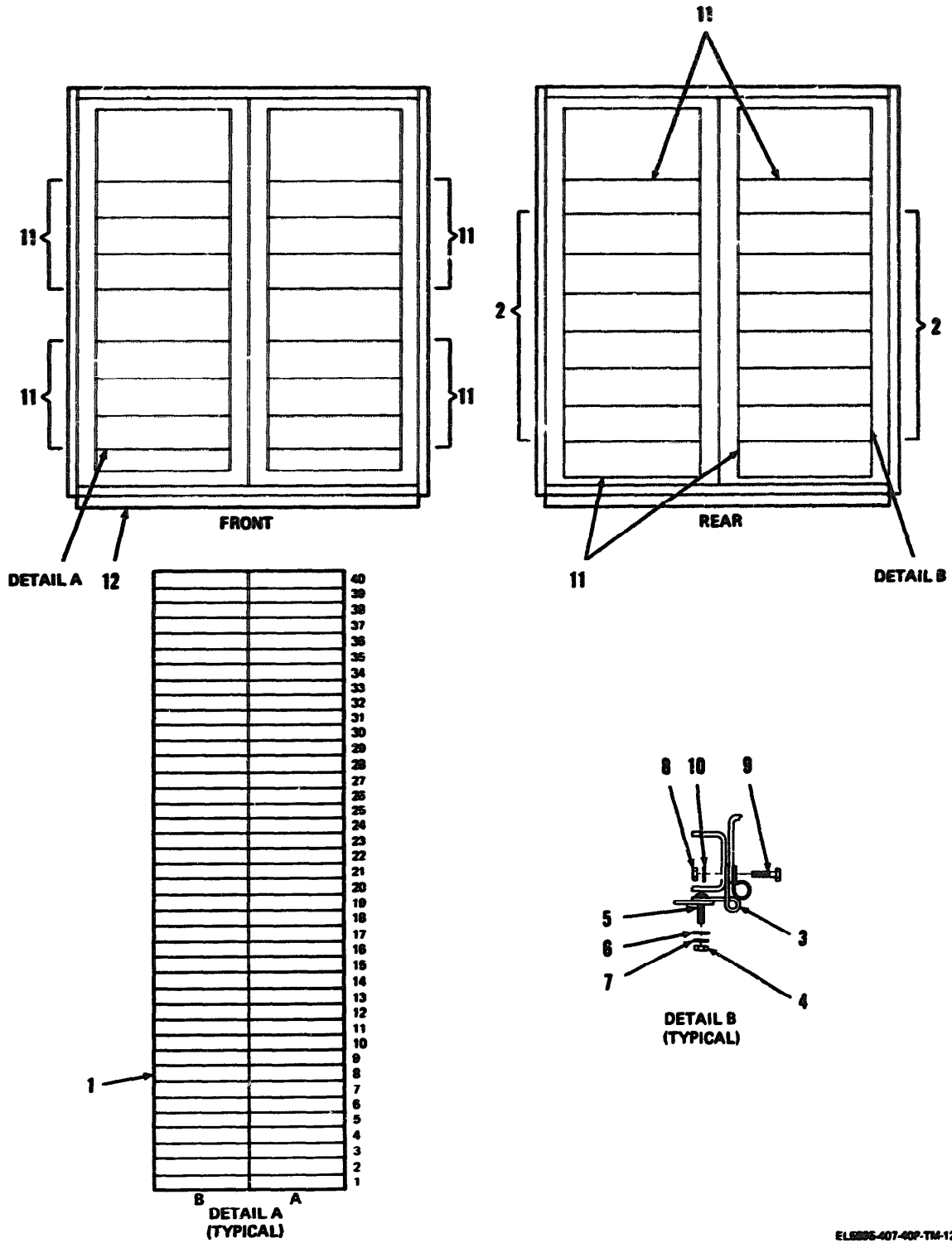
EL5895-407-40P T16-10

Figure 10 LTBU 397 1289 16 location of assemblies



EL5895-407-40P-TM-11

Figure 11 LTBU 397 1289 18 location of assemblies



ELSDS-407-40P-TM-12

Figure 12 LTBU 397 1289 19 location of assemblies

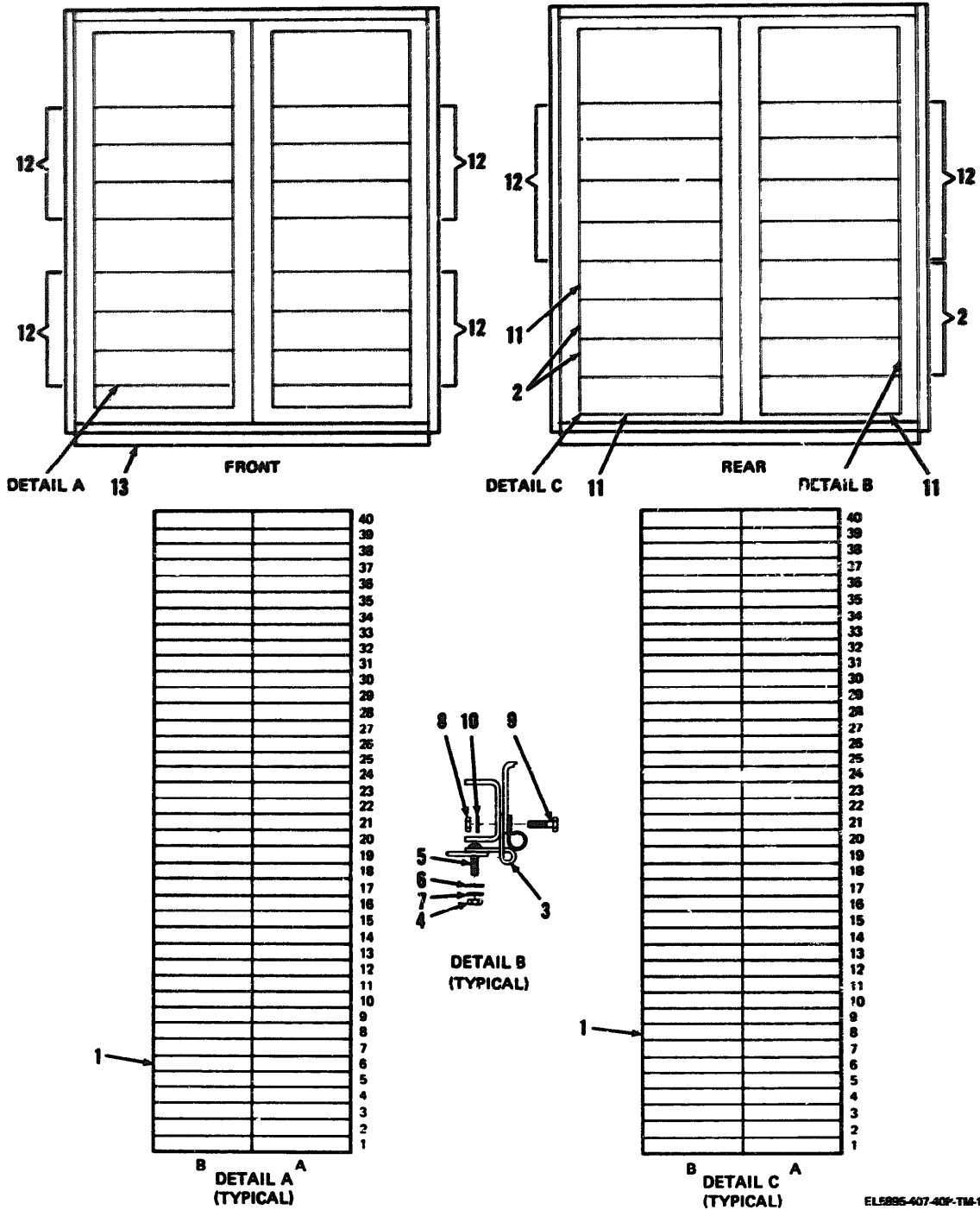


Figure 13 LTBU 397 1289 22 location of assemblies

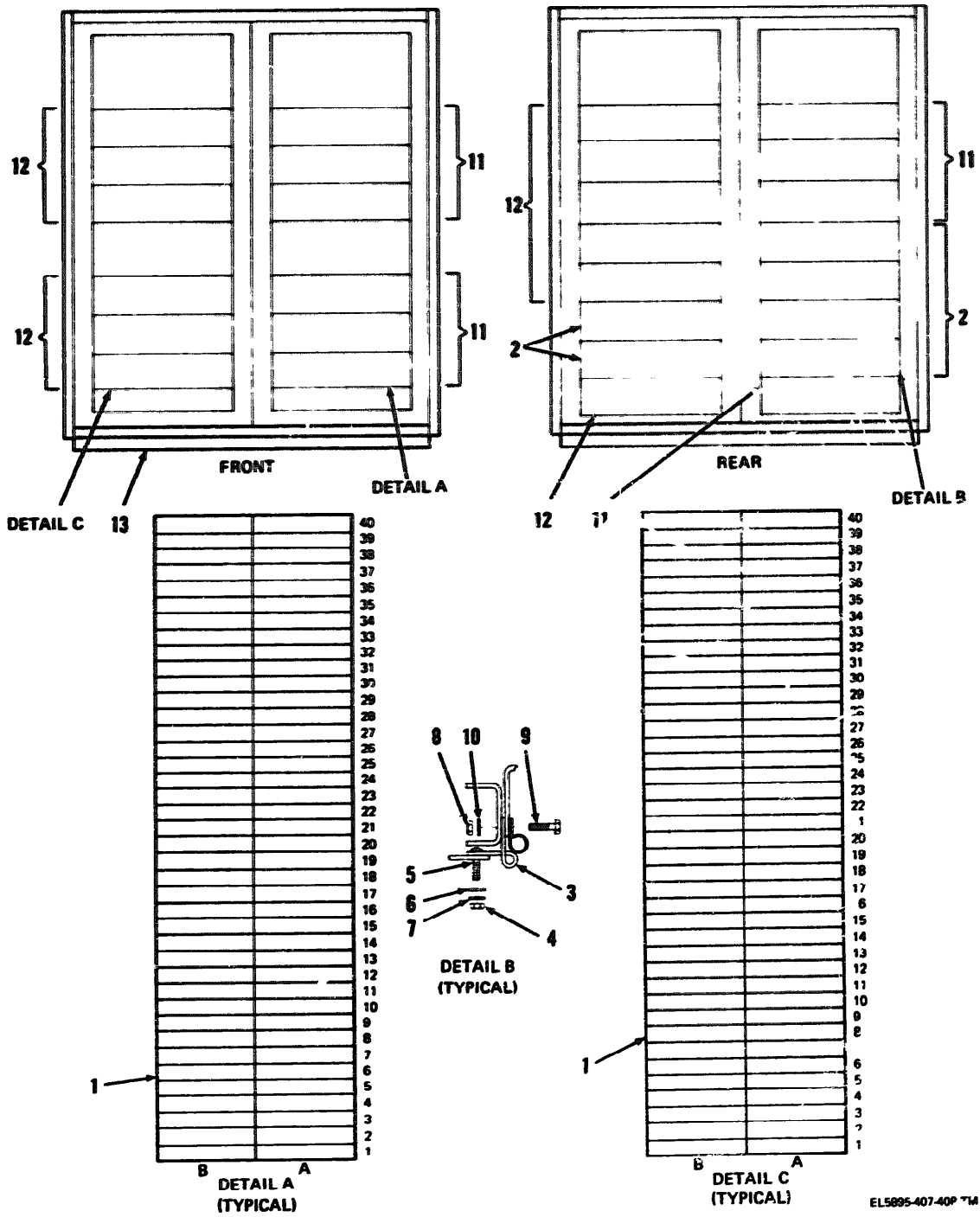
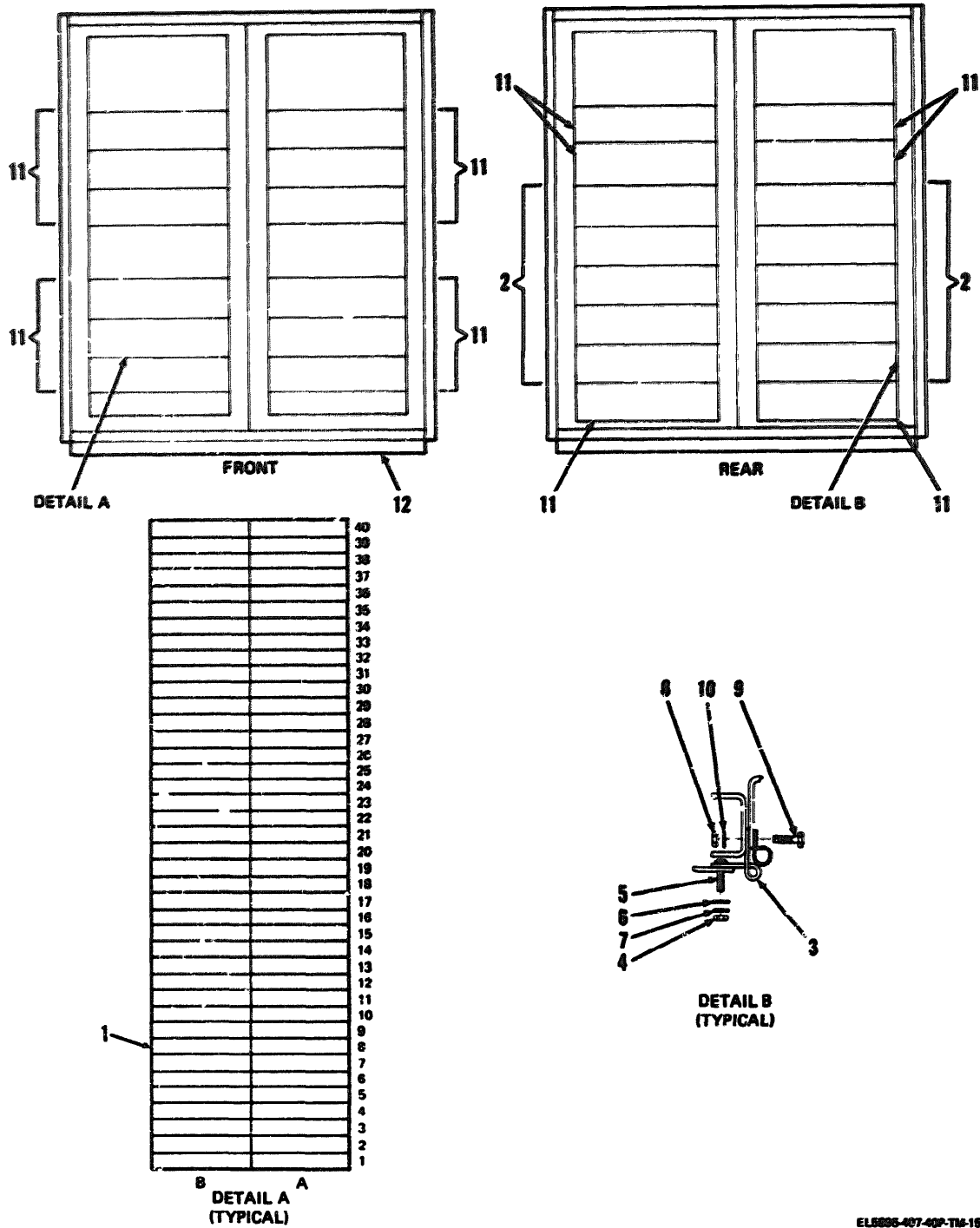
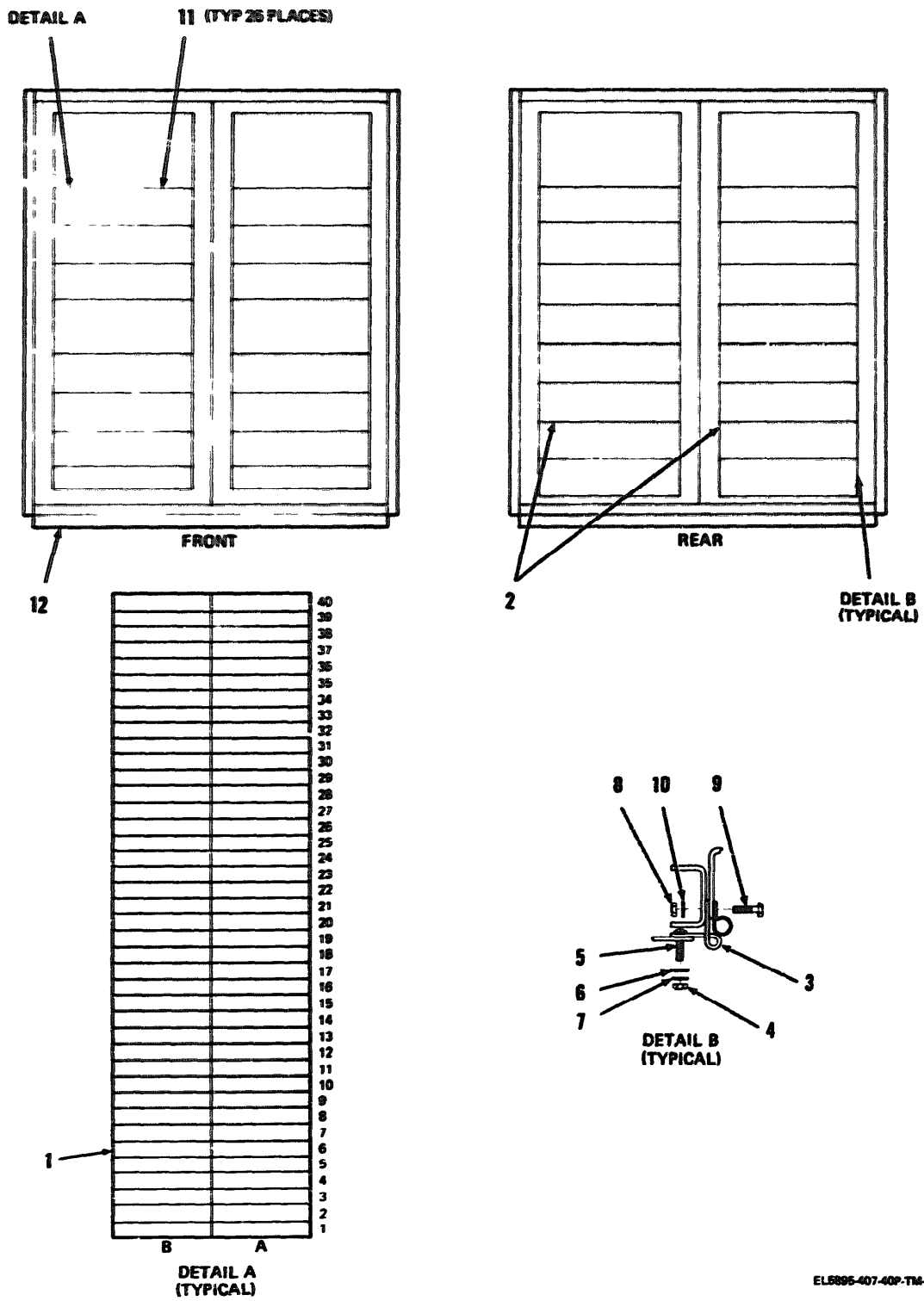


Figure 14 LTBU 397 1289 24 location of assemblies



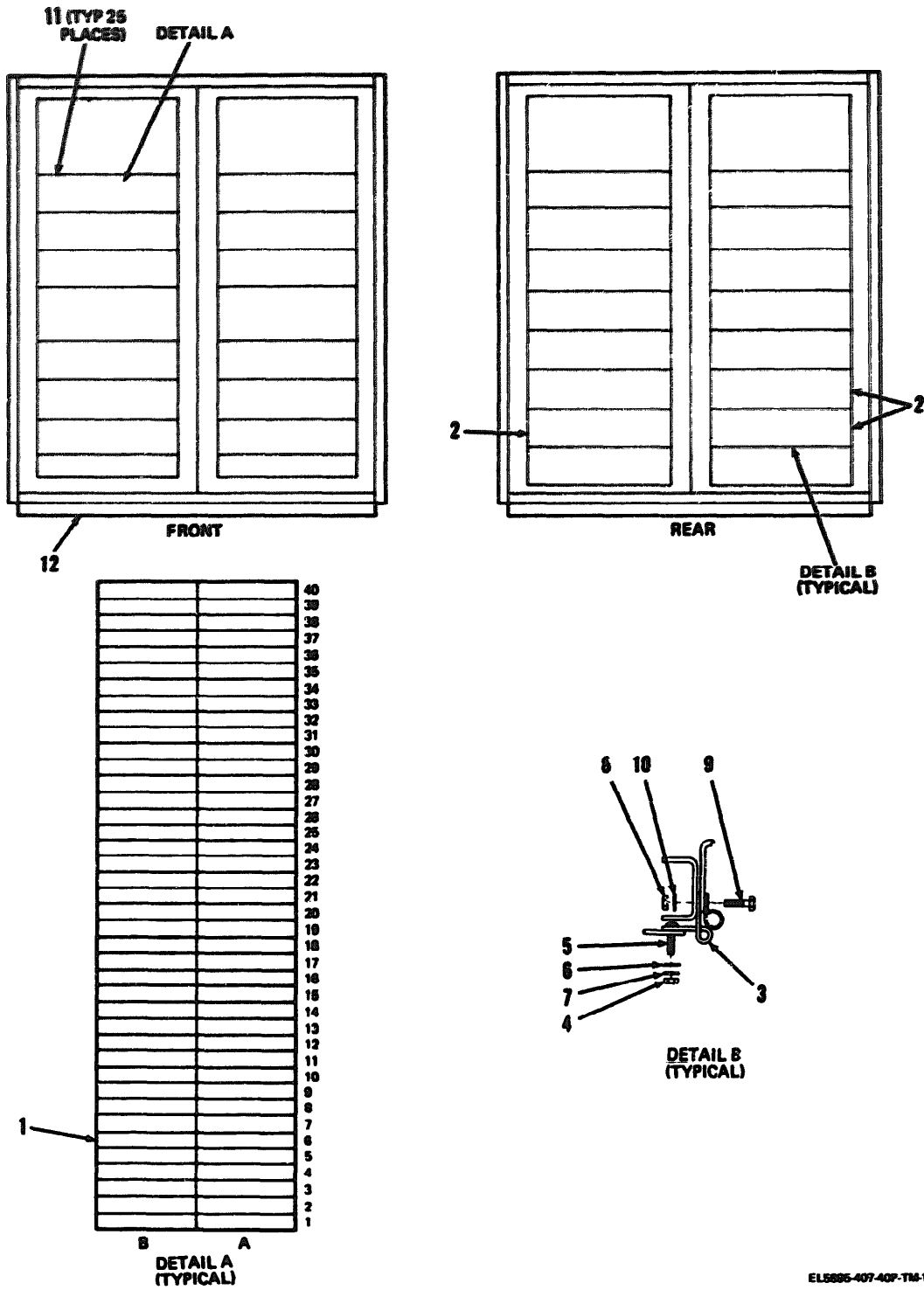
ELS895-407-40P-TM-15

Figure 15 LTBU 397 1289 25 location of assemblies



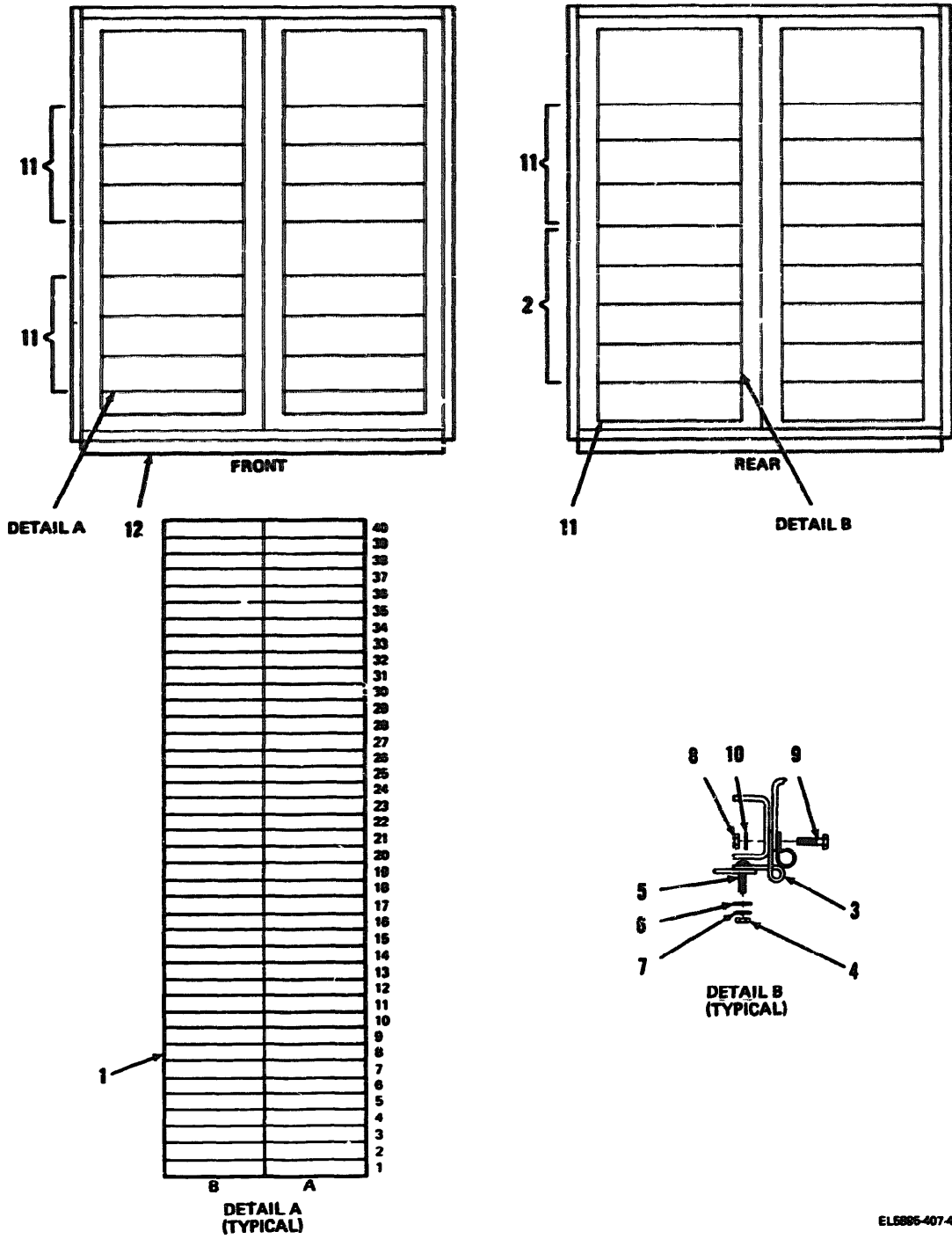
EL5895-407-40P-TM-16

Figure 16 LTBU 397 1289 26 location of assemblies



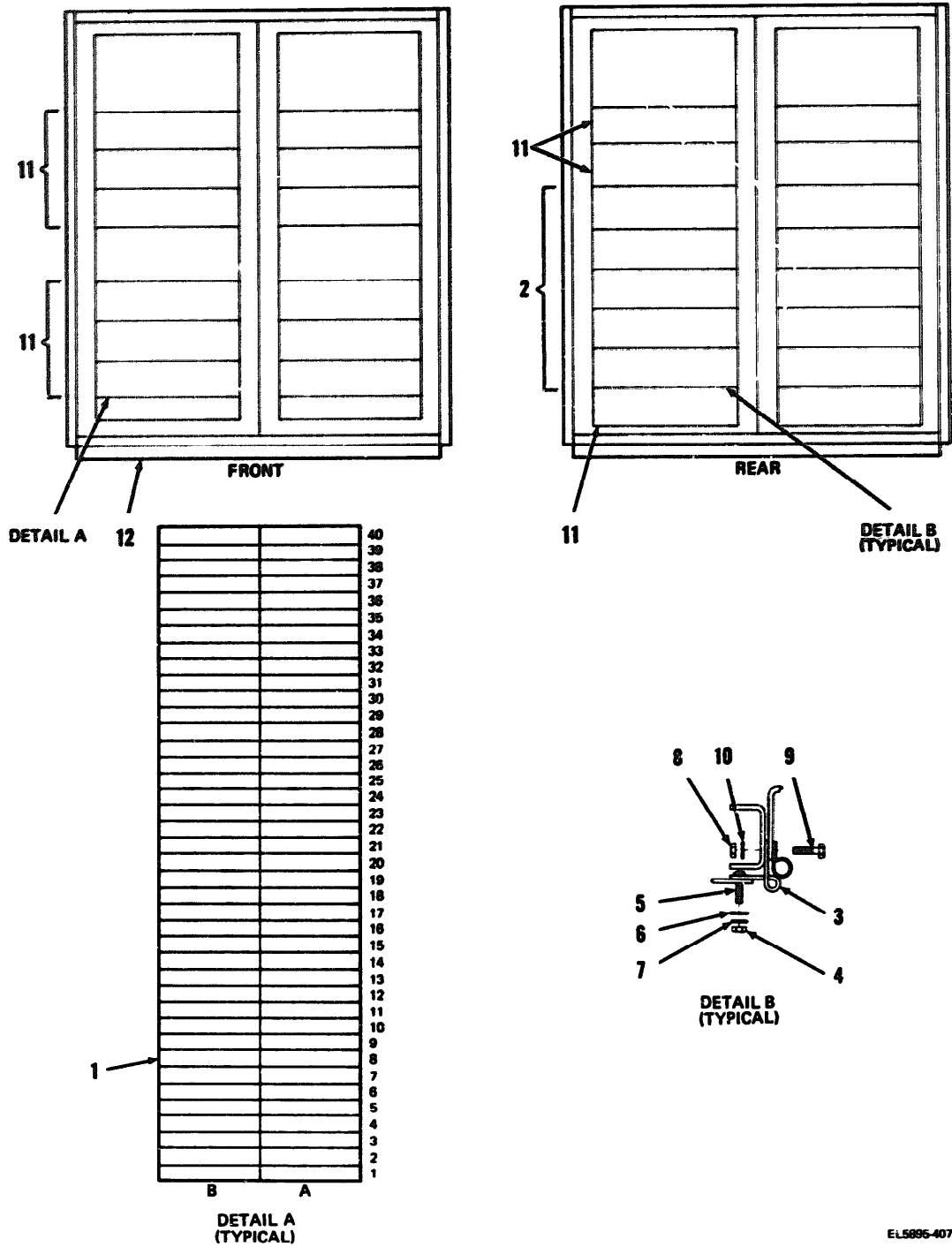
EL5895-407-40P-TM-17

Figure 17 LTBU 397 1289 27 location of assemblies



EL5895-407-40P TM-18

Figure 18 LTBU 397 1289 28 location of assemblies



EL5895-407-40P-TM-19

Figure 19 LTBU 397 1289 29 location of assemblies

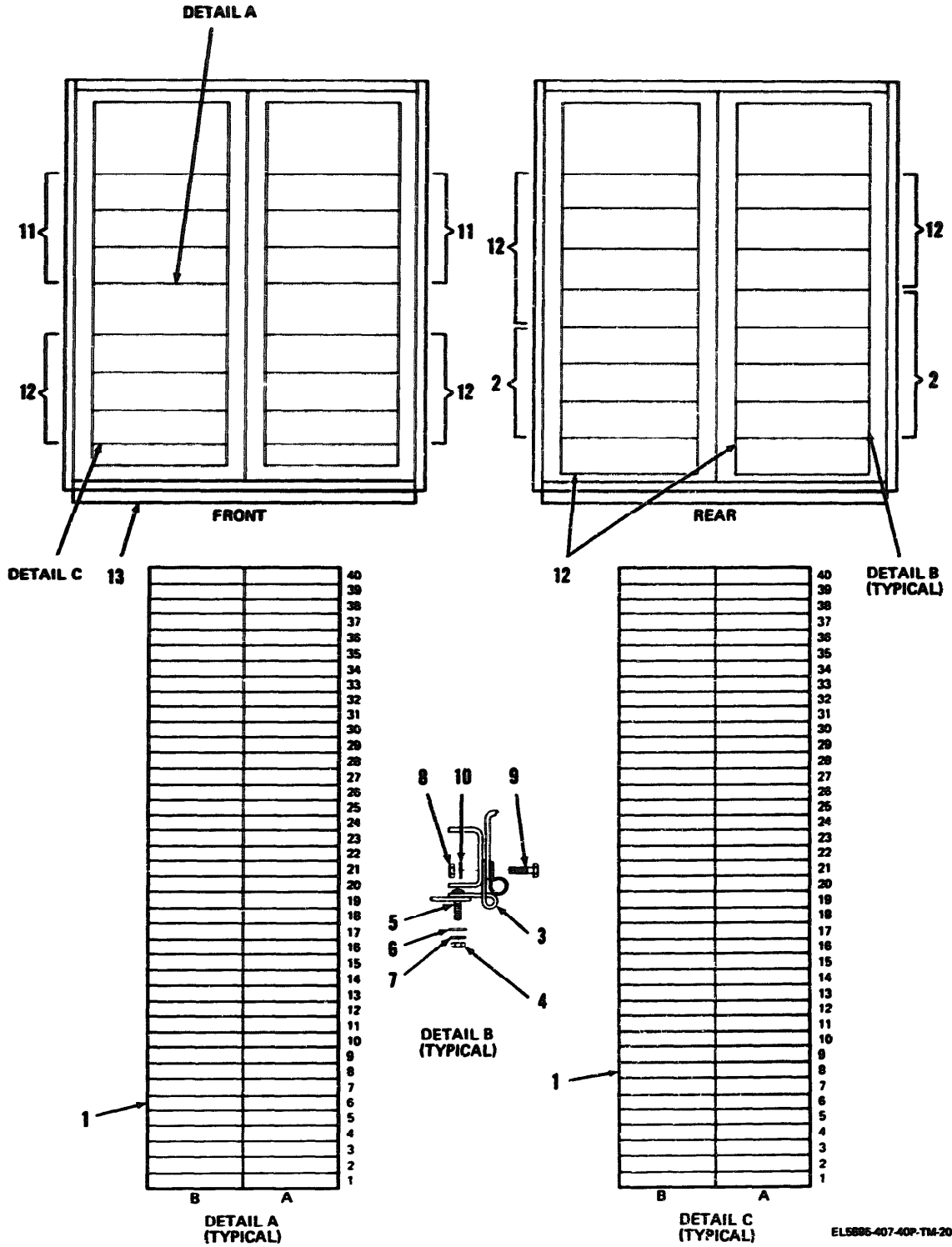
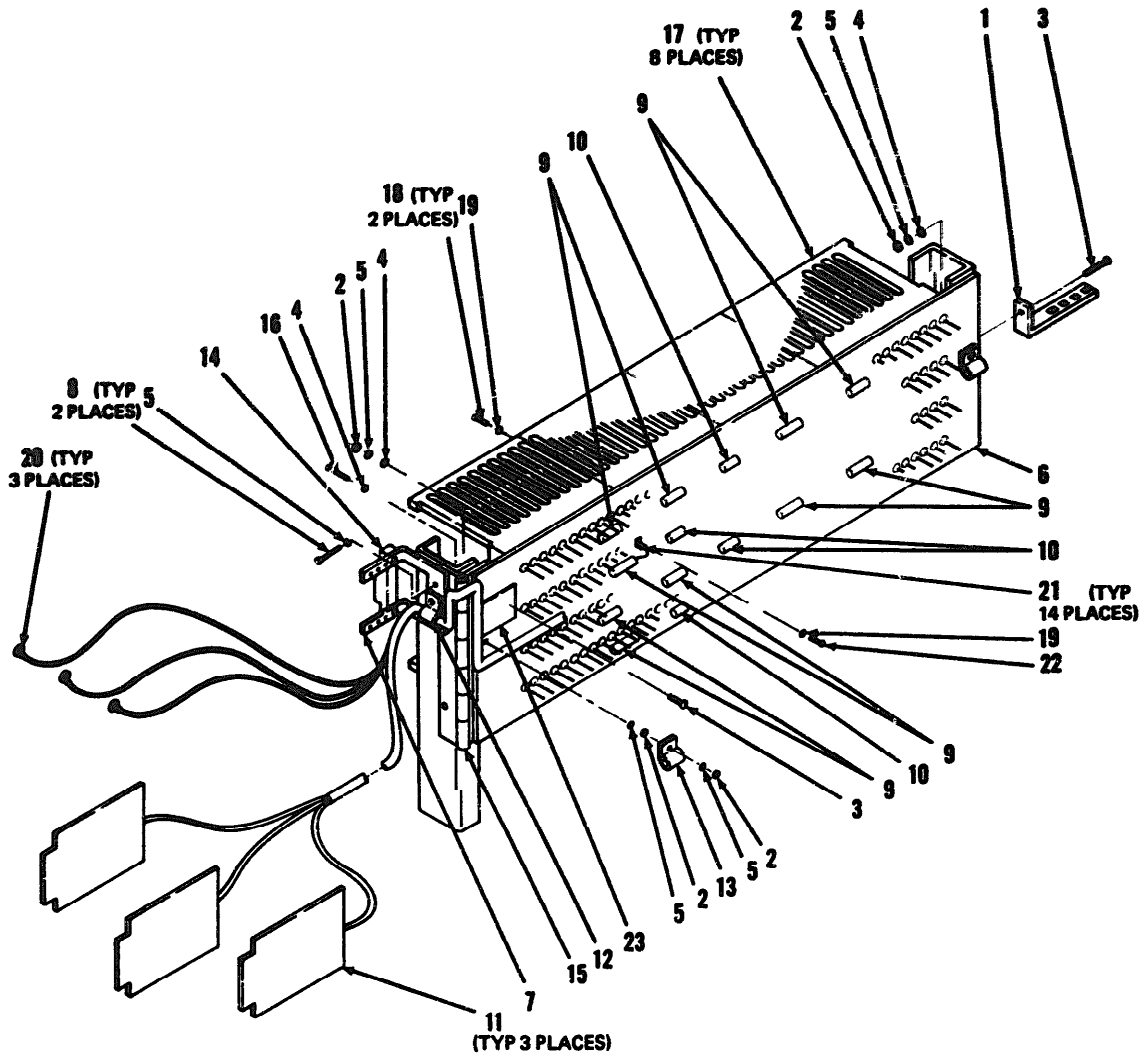
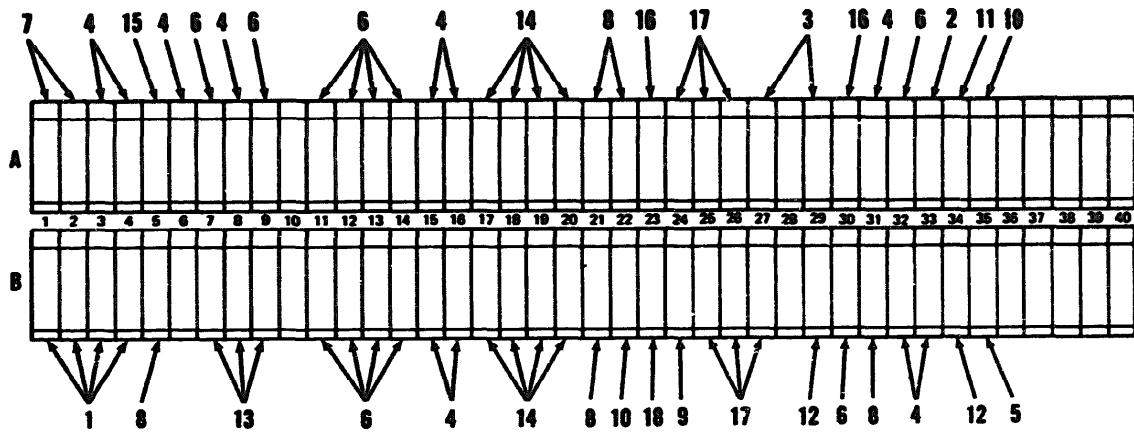


Figure 20 LTBU 397 1289 6 location of assemblies

EL5895-407-40P-TM-20

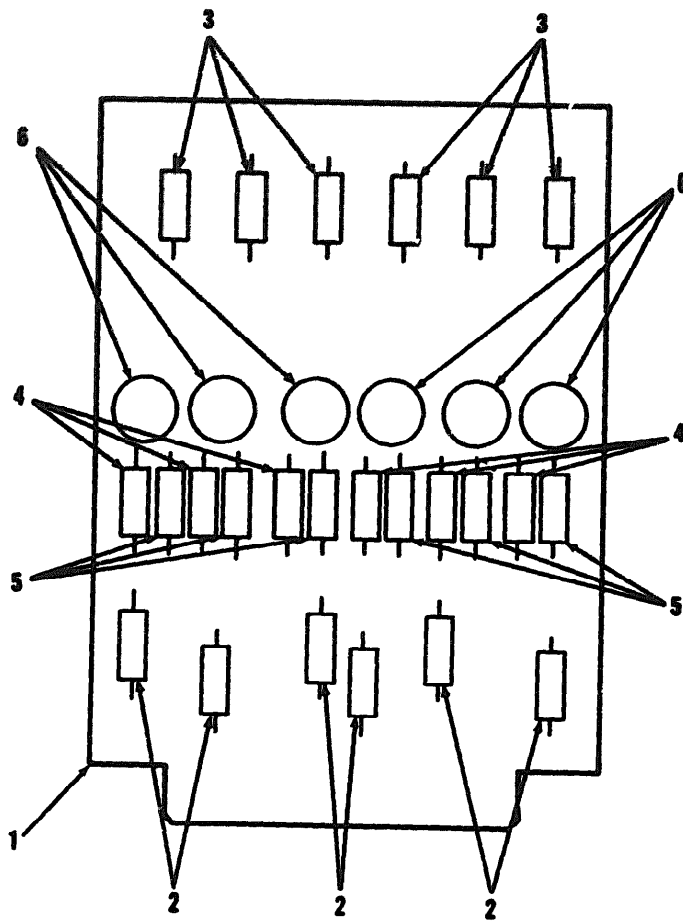


EL5895-407-40P-TM-21



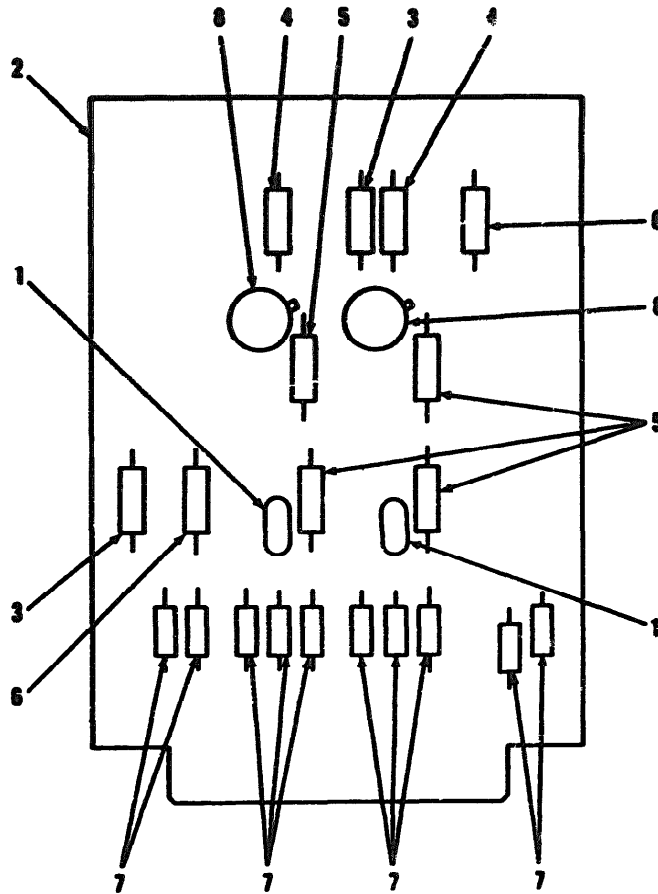
EL5895-407-40P TM-22

Figure 22 Component location of circuit card for circuit card for 1 TB synchronous



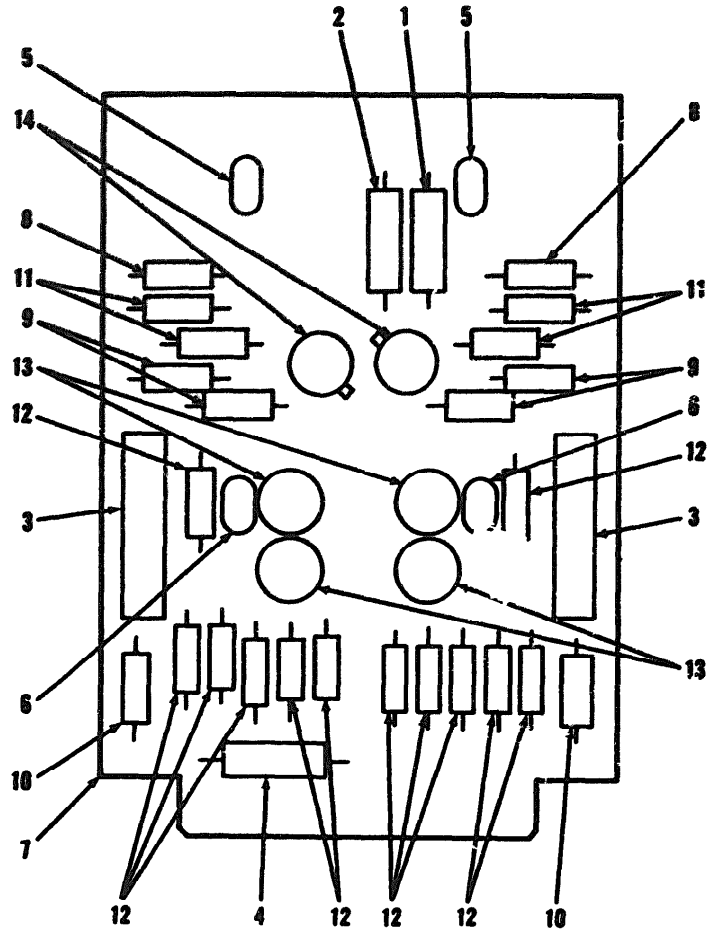
EL5895-407-40P-TM-23

Figure 23 Circuit card assembly 398-6169-3



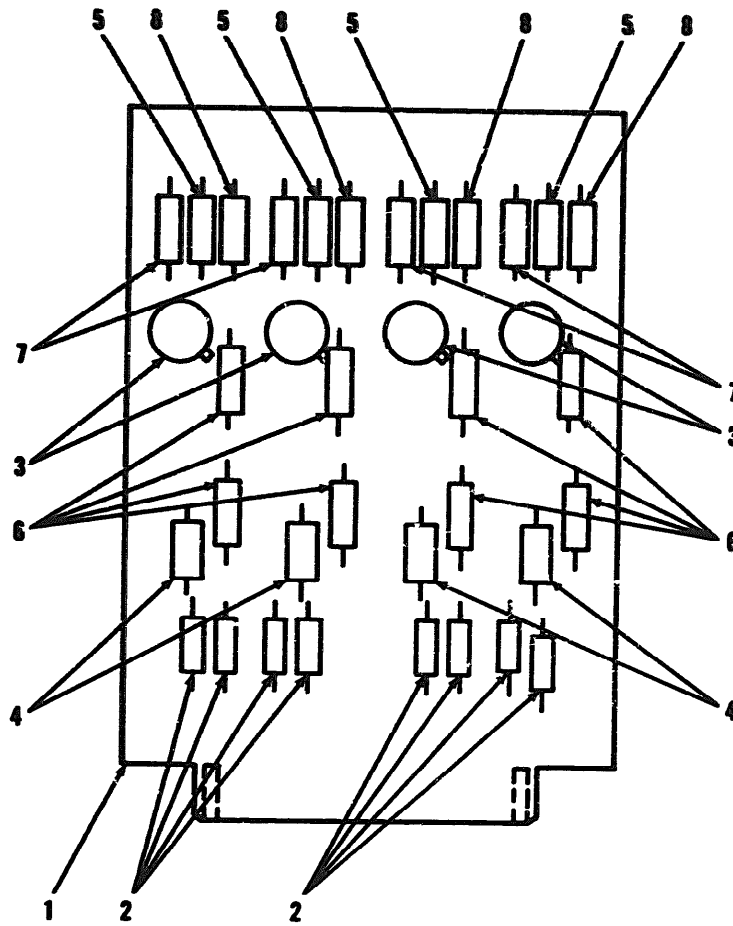
EL8895-407-40P-TM-24

Figure 24 Circuit card assembly 398-6538-1



EL5895-407-40P-TM-25

Figure 25 Circuit card assembly. 398-6547-10019



EL5895-407-40P-TM-28

Figure 26 Circuit card assembly 398-6536-1-65 16-1

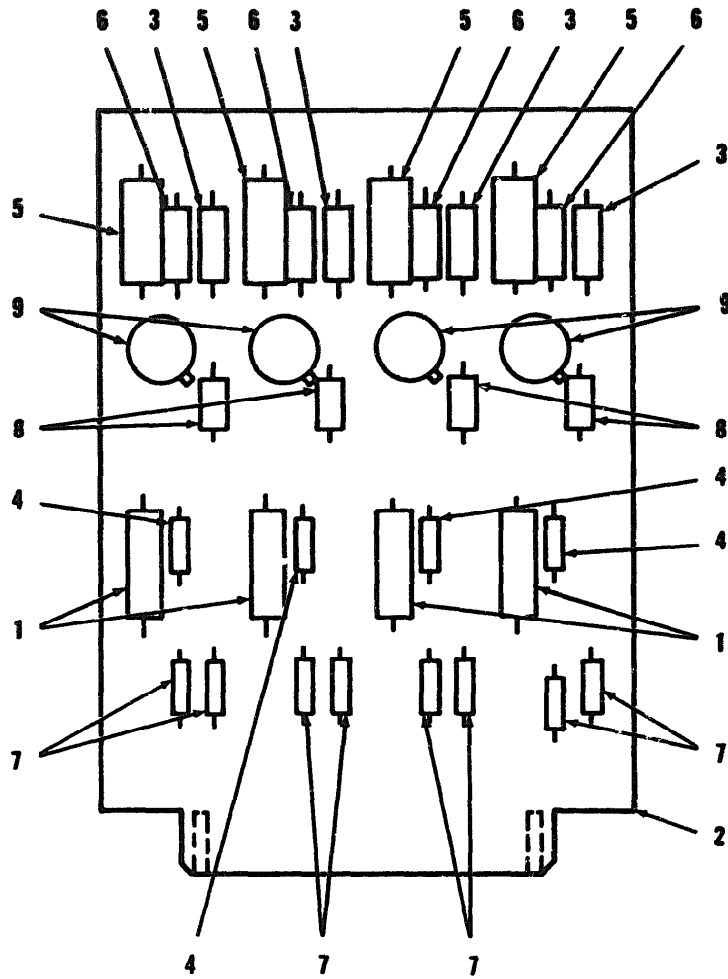
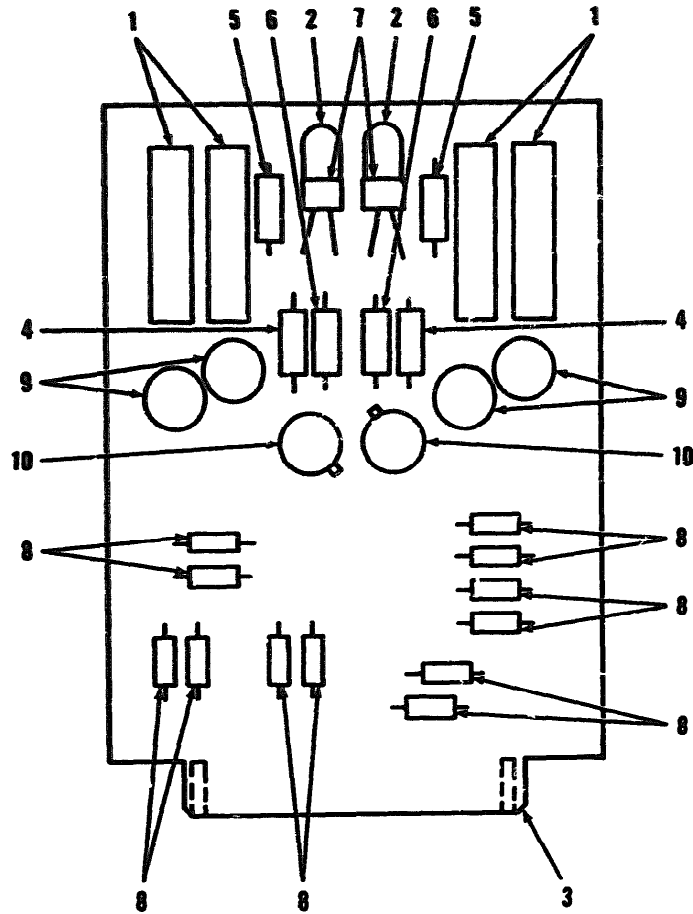


Figure 27 Circuit card assembly 398-6843-1

EL5895-407-40P TM-27



EL5895-407-40P TM-28

Figure 28 *Circuit card assembly 398-6550-1*

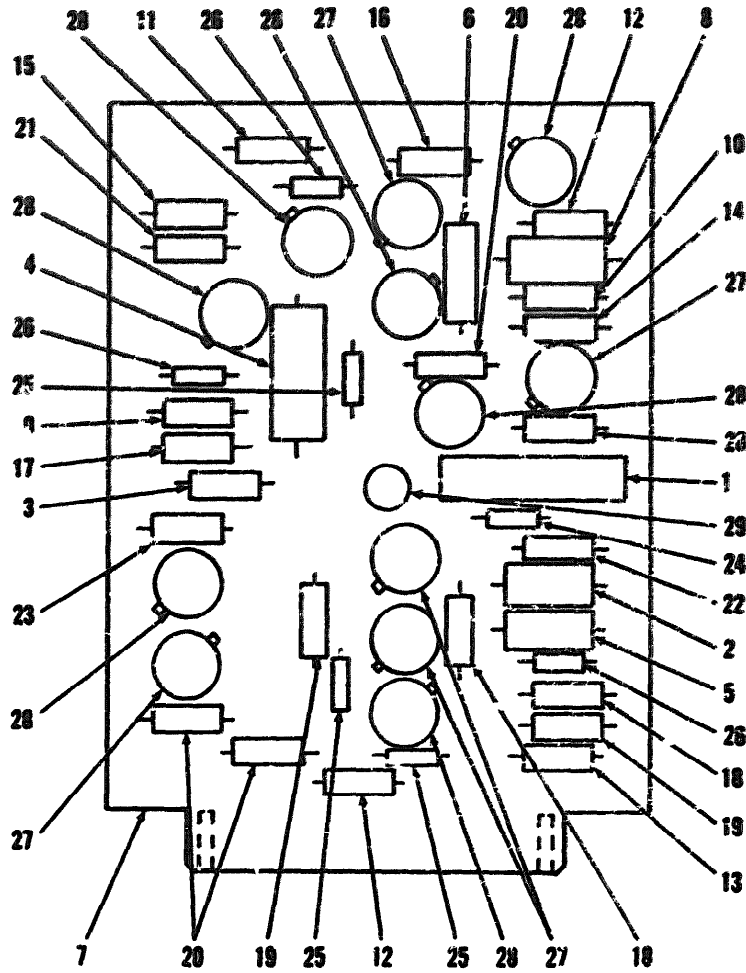
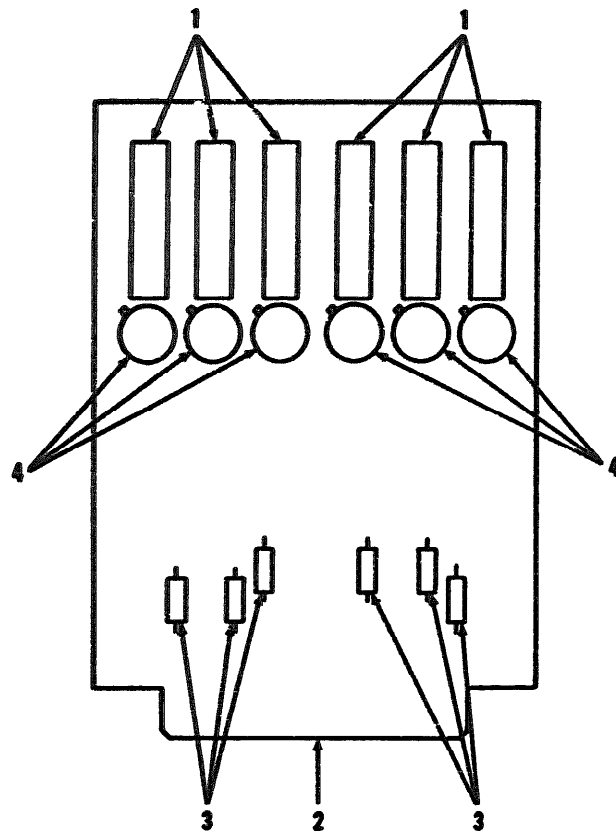


Figure 29 Circuit card assembly 398-6779-1

EL5895-407-40P-TM-29



EL5895-407-40P-T1A-30

Figure 30 Circuit card assembly 398-6545-1

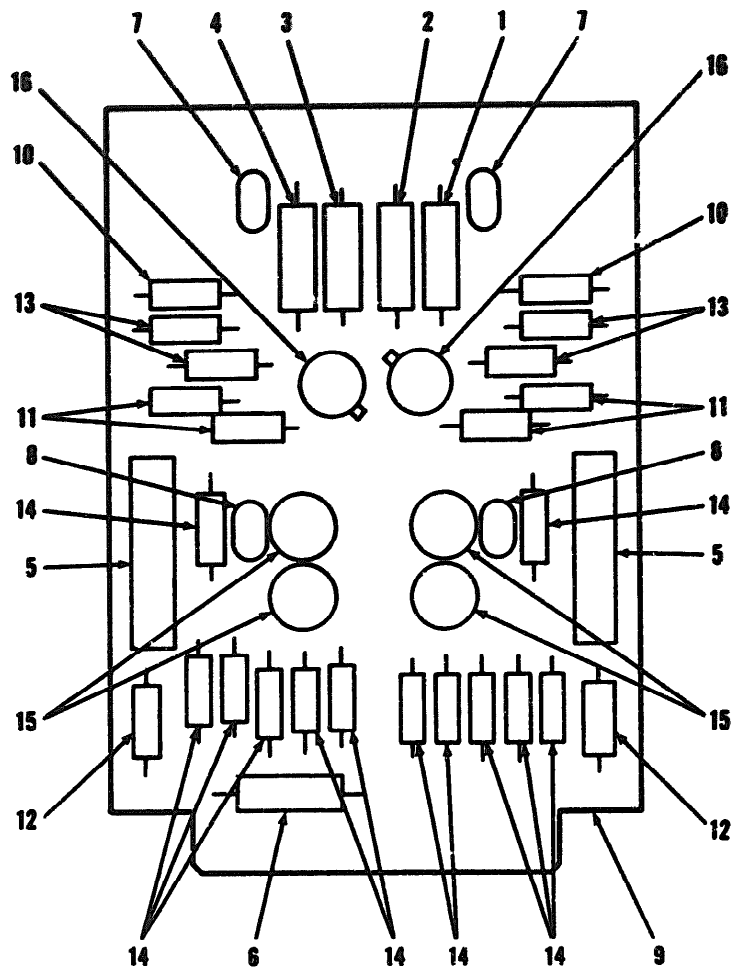
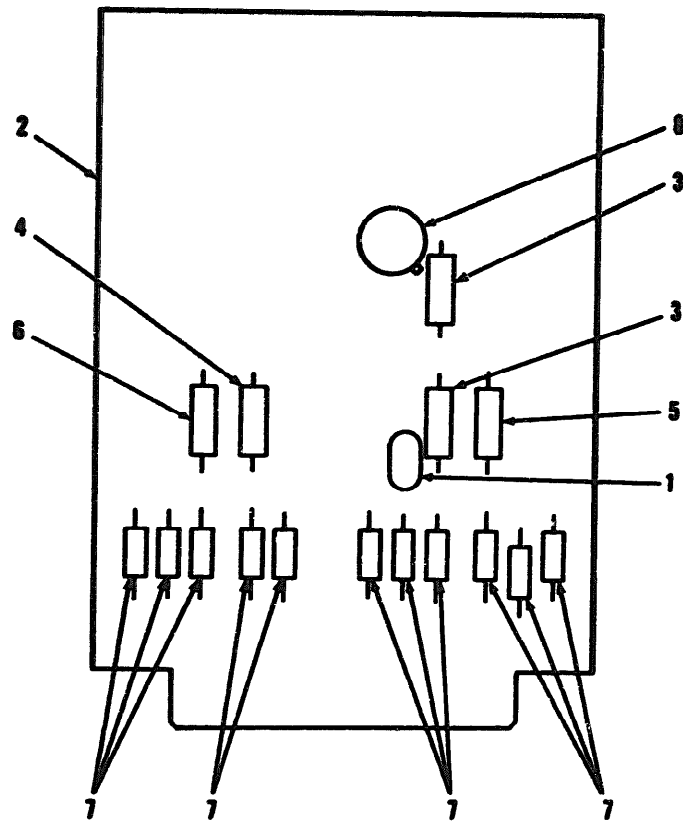


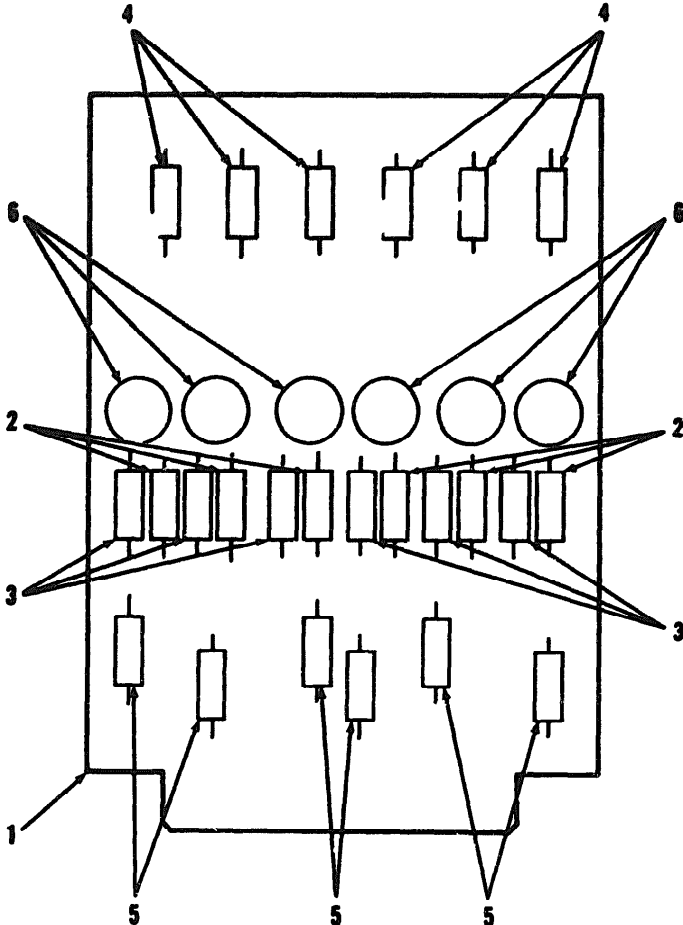
Figure 31 Circuit card assembly 398-6547-12670

EL5895-407-40P TM-31



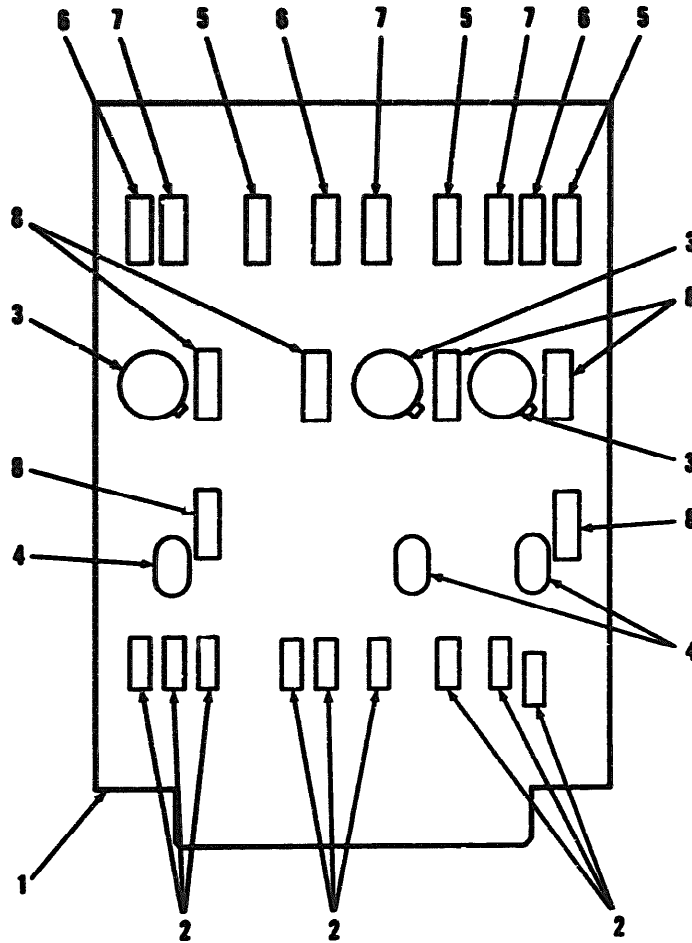
EL0005-407-40P TM-32

Figure 32 Circuit card assembly 398-6539-1



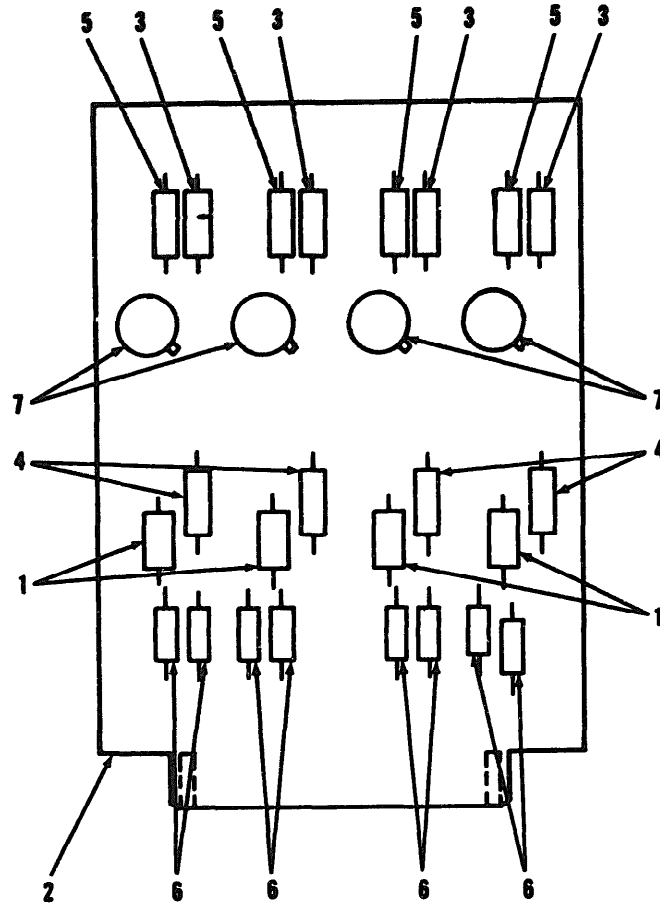
EL5895-407-40P TM-33

Figure 33 Circuit card assembly 398 6169 2



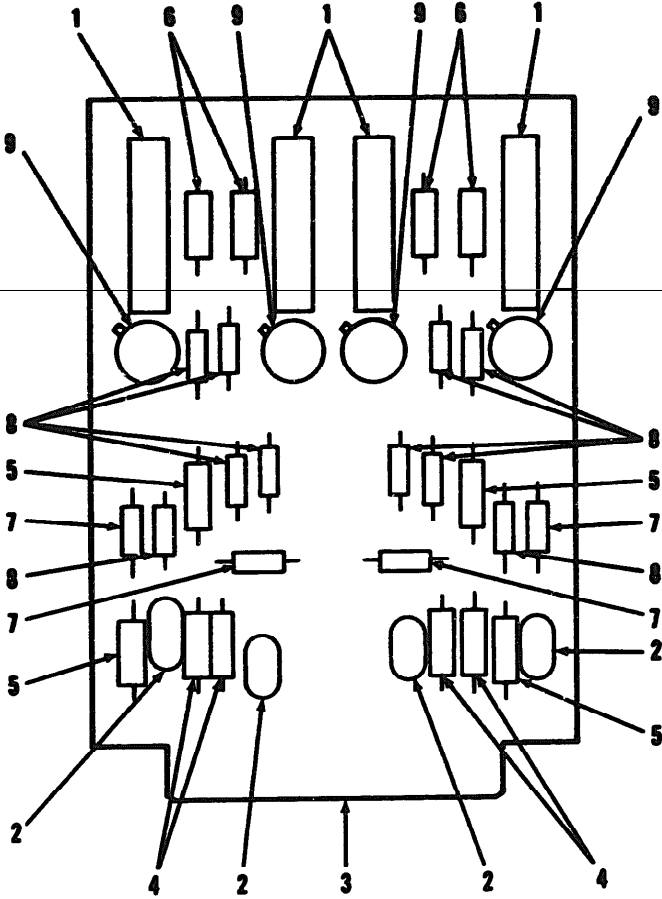
EL8895-407-40P-TM-34

Figure 34 Circuit card assembly 398-6537 1



EL5895-407-40P-TM-35

Figure 35 Circuit card assembly 398 6536 2



EL5895-407-40P-TM-3B

Figure 36 Circuit card assembly 398 6578 1

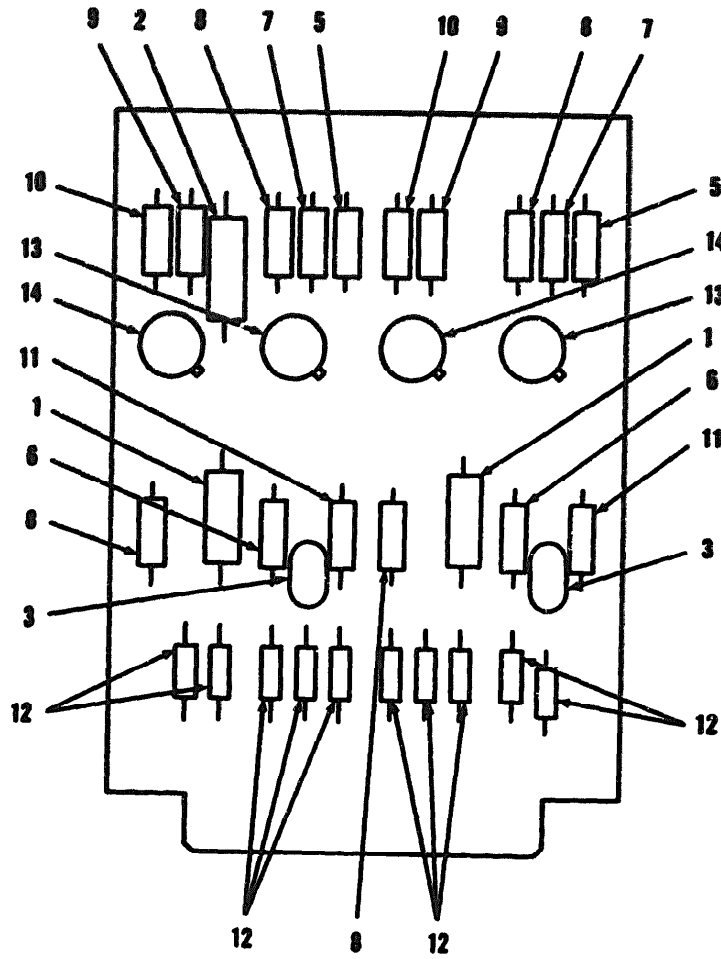
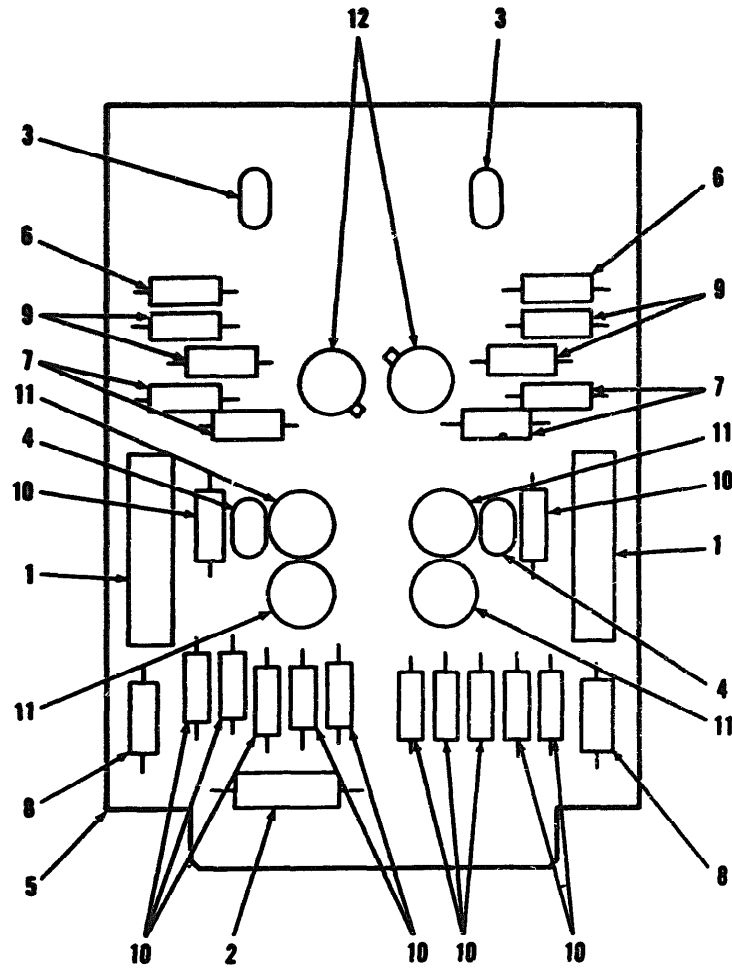


Figure 37 Circuit card assembly 398-6540 1

EL6896-407-40P-TM-37



LL5895-407-40P TM-38

Figure 38 Circuit card assembly 398 6547 10000

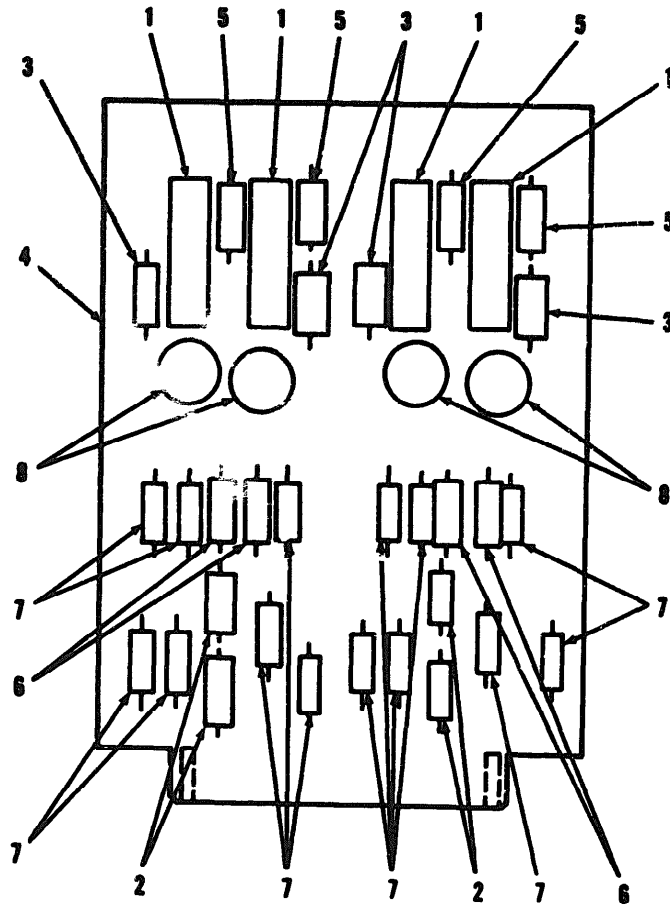


Figure 39 Circuit card assembly 398-6551 1

EL5895-407-40P-TM-30

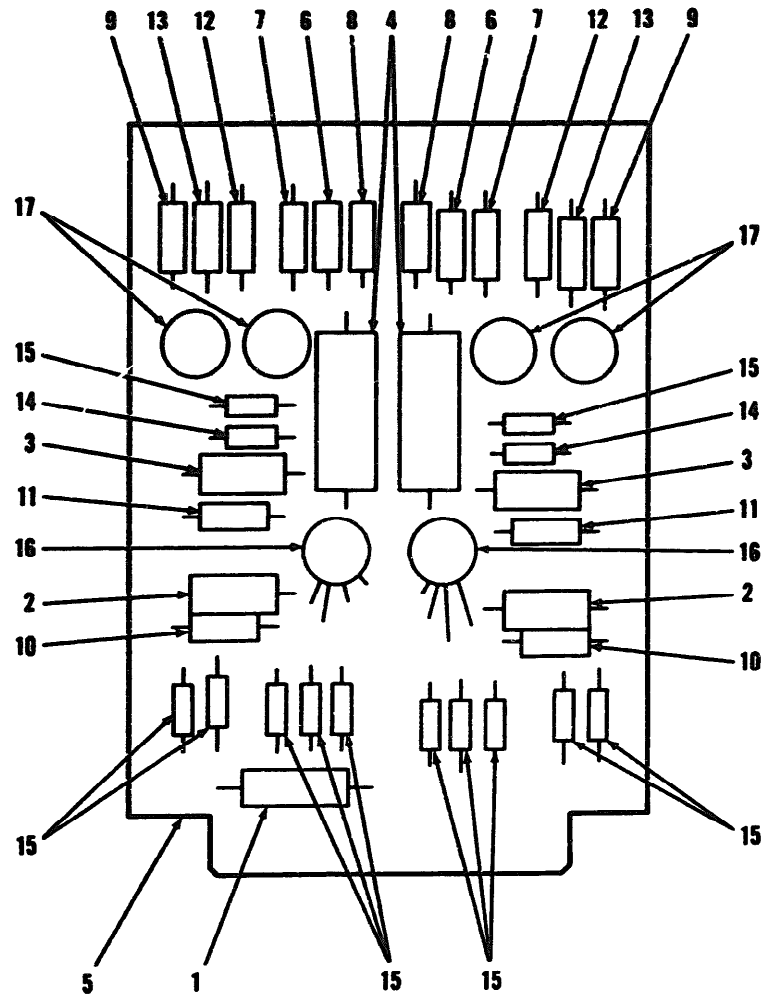


Figure 40 Circuit card assembly 398 6693 1

EL5895-407-40P-TM-40

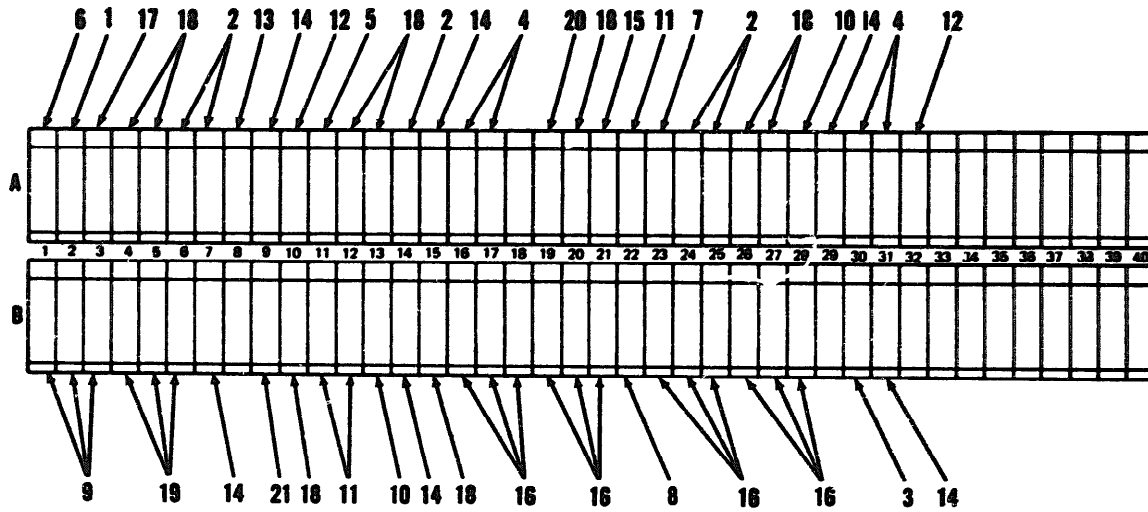
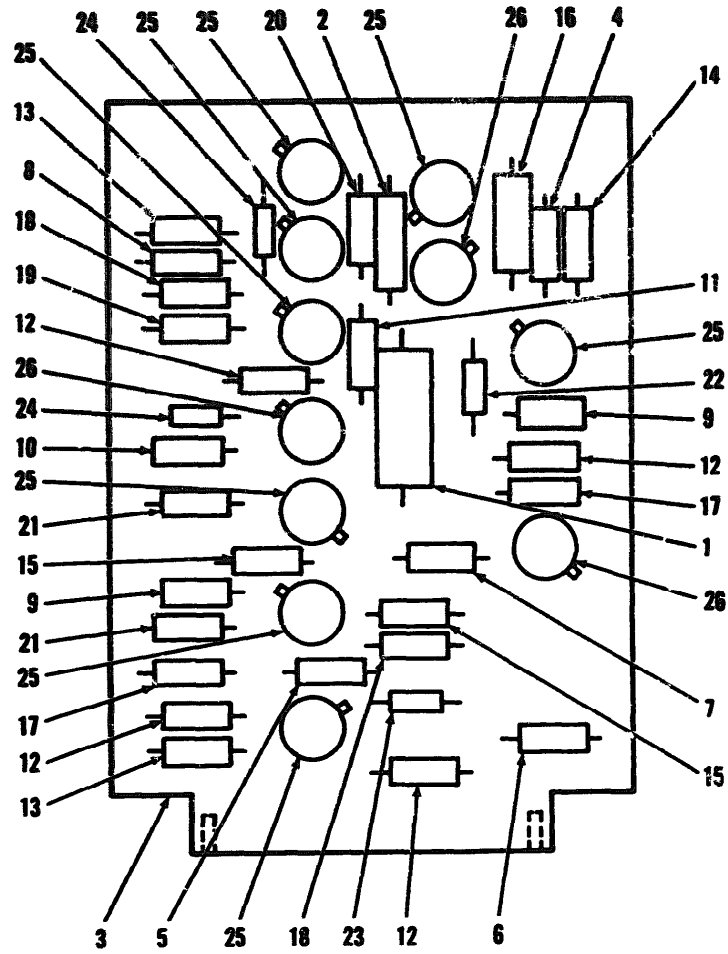


Figure 41 Component location of circuit cards for LTB asynchronous 398 6564 1

EL5895-407-40P TM-41



EL6895-407-40P TM-42

Figure 42 Circuit card assembly 398-6853

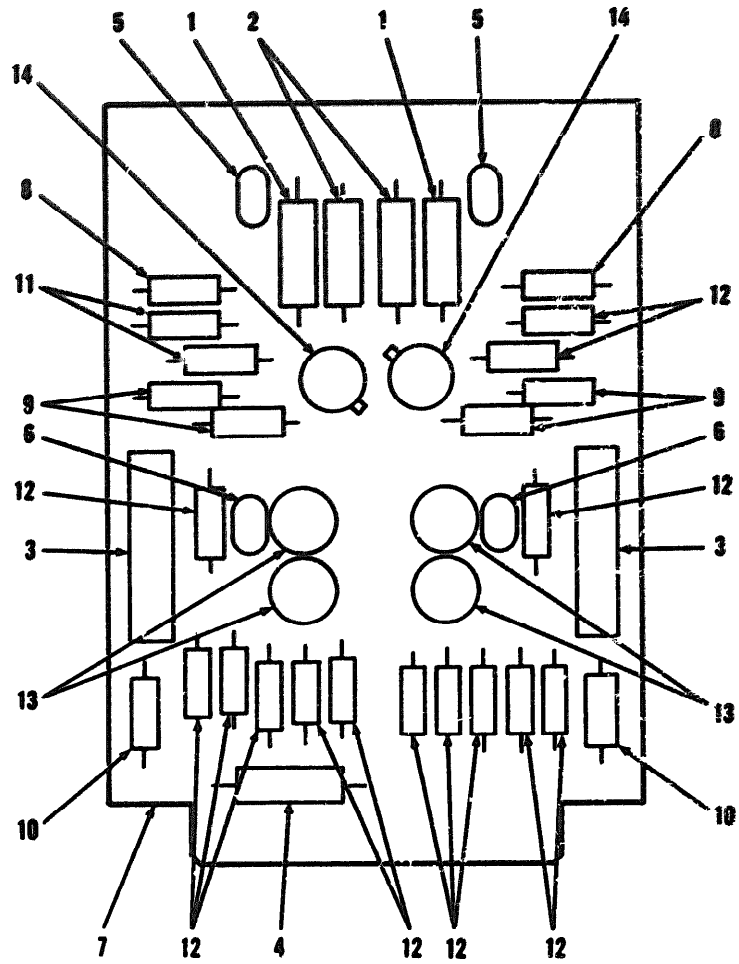
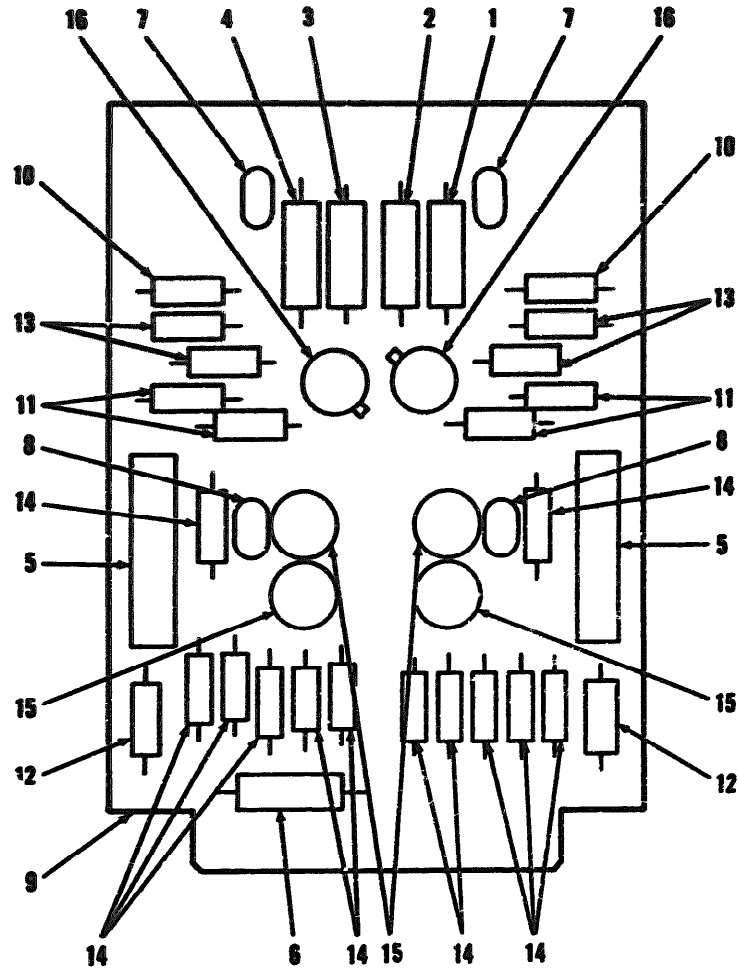


Figure 43 Circuit card assembly 398 6547 11919



ELBDS-407-40P TB-44

Figure 44 Circuit card assembly 398-6547 11952

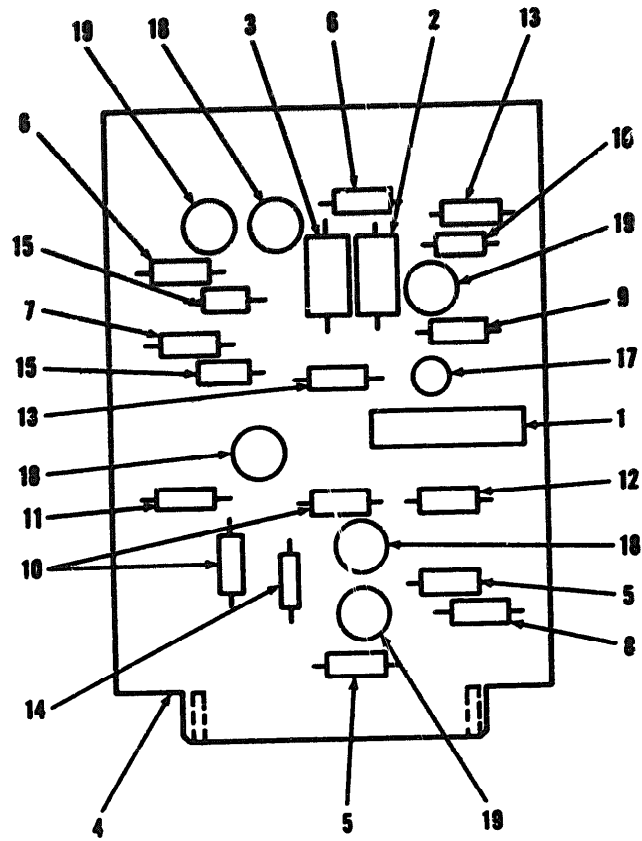


Figure 45 Circuit card assembly 398 6845 1

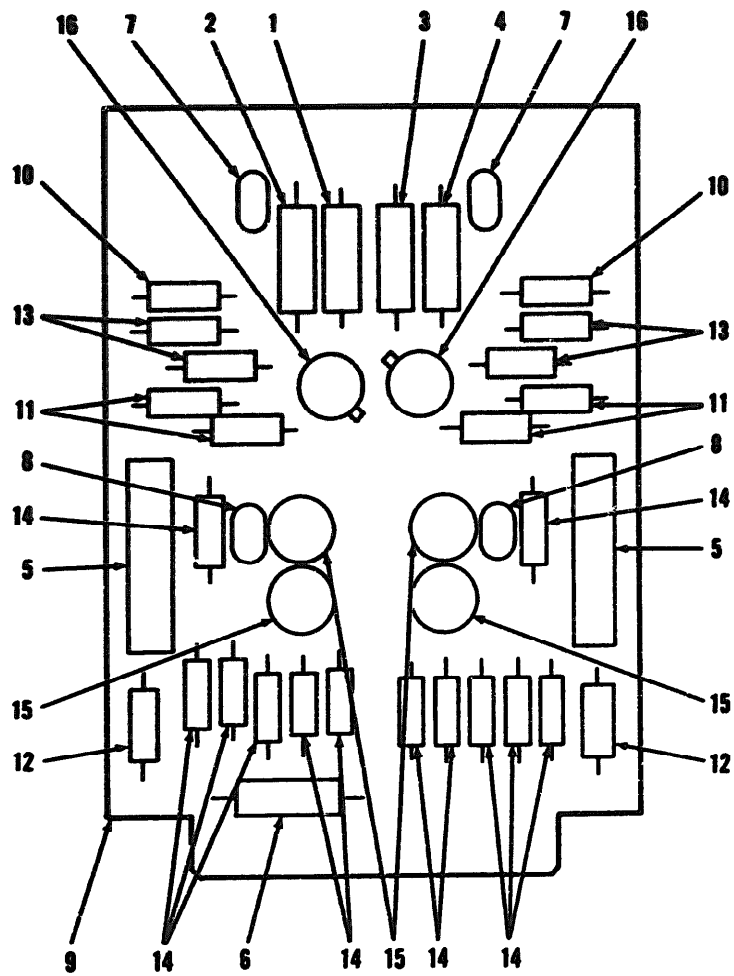
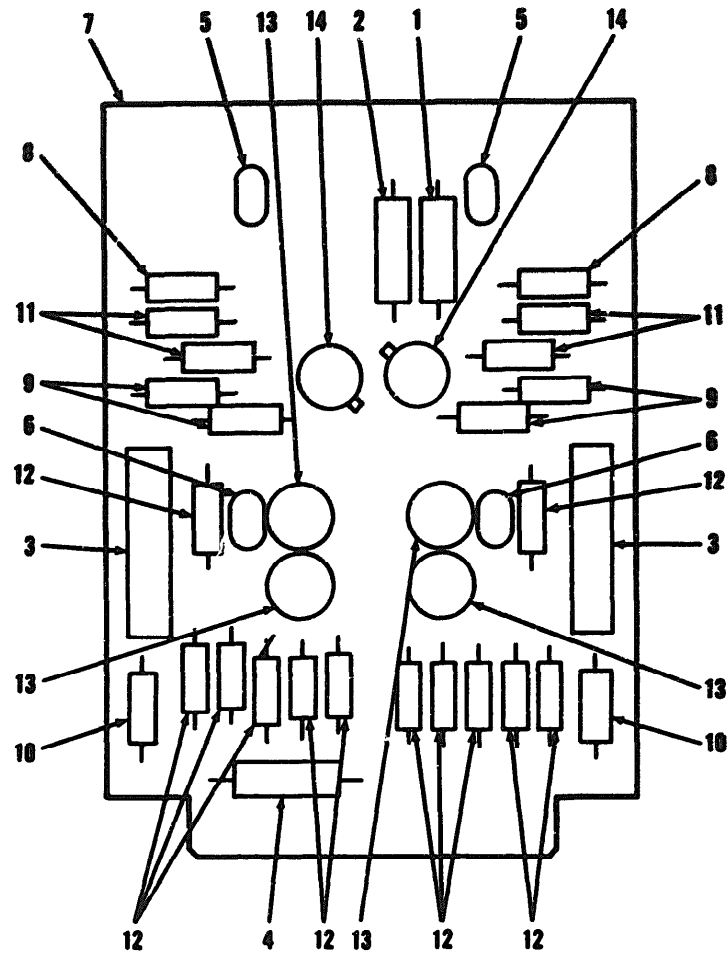


Figure 46 Circuit card assembly 398-6547 11923

EL5895-407-40P TM-46



SL 5895-407-40P-TM-47

Figure 47 Circuit card assembly 398 6547 10054

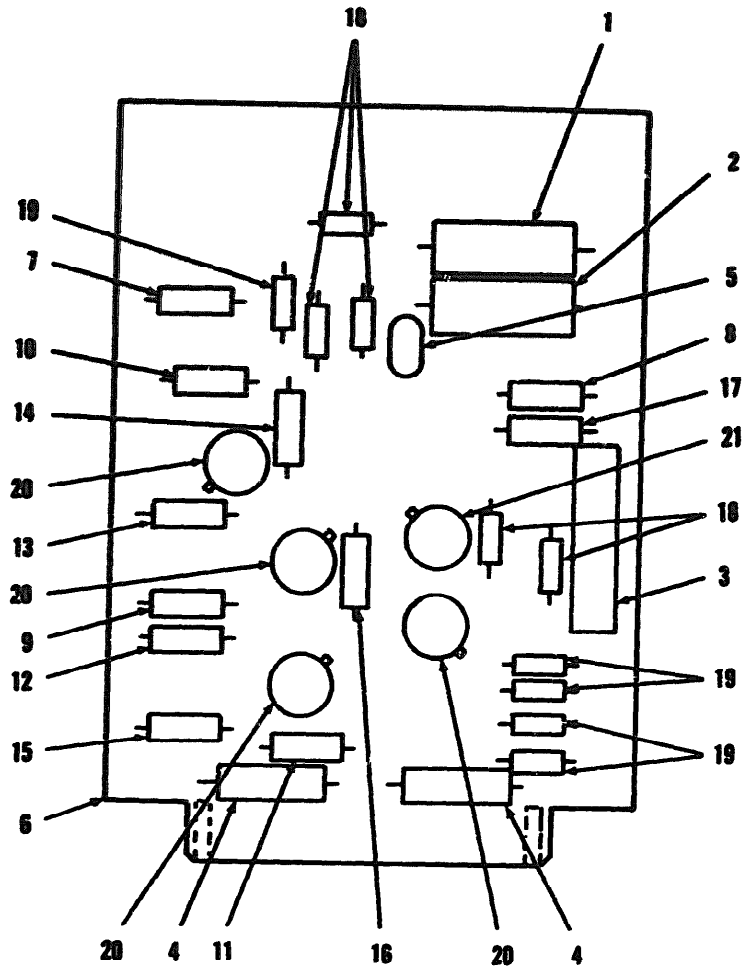


Figure 48 Circuit card assembly 398-6548 1073 and 398-6548 1110

EL5895-407-40P-TM-48

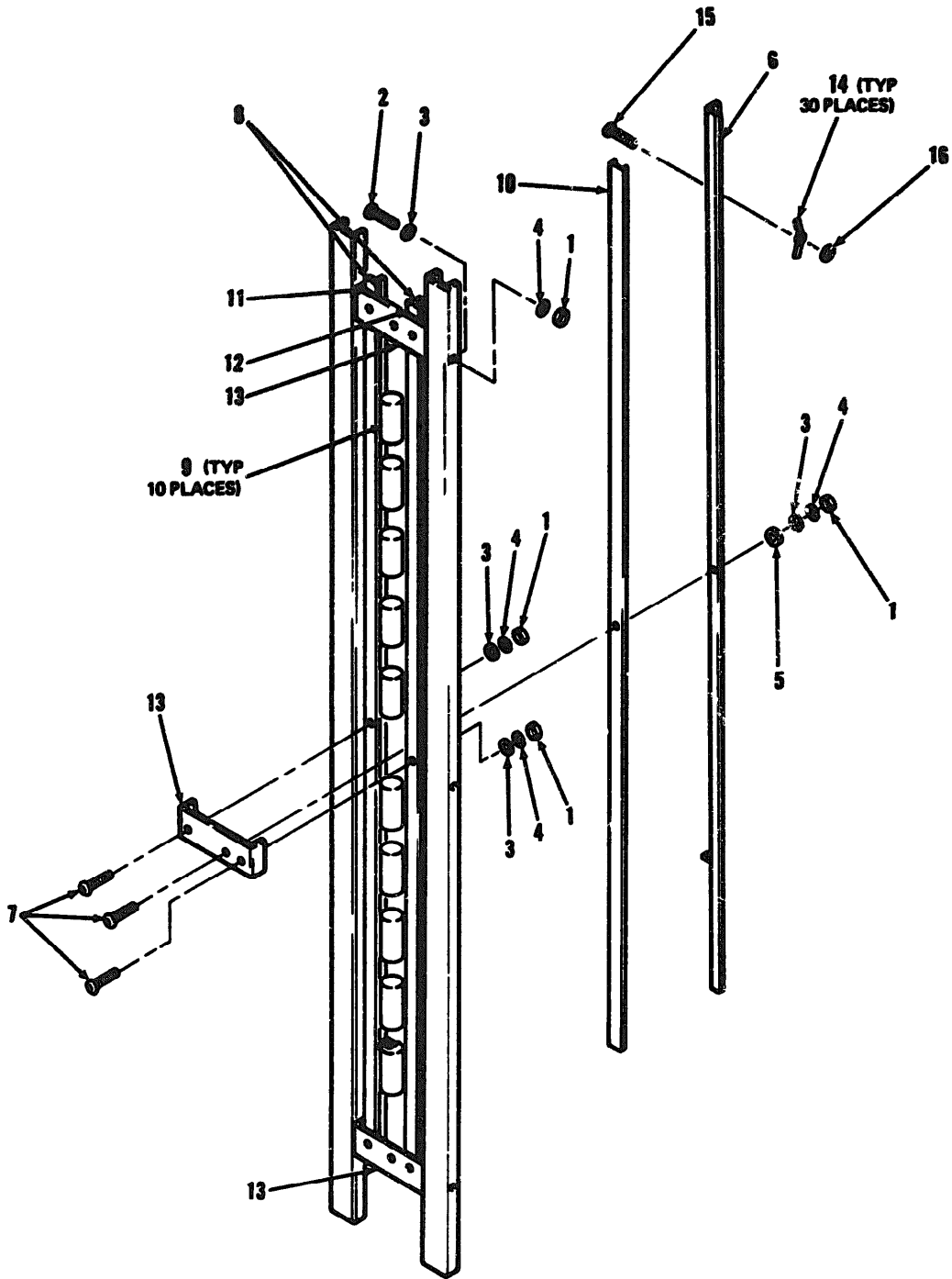


Figure 50 Bus bar assembly

EL5895-407-40P-TM-60

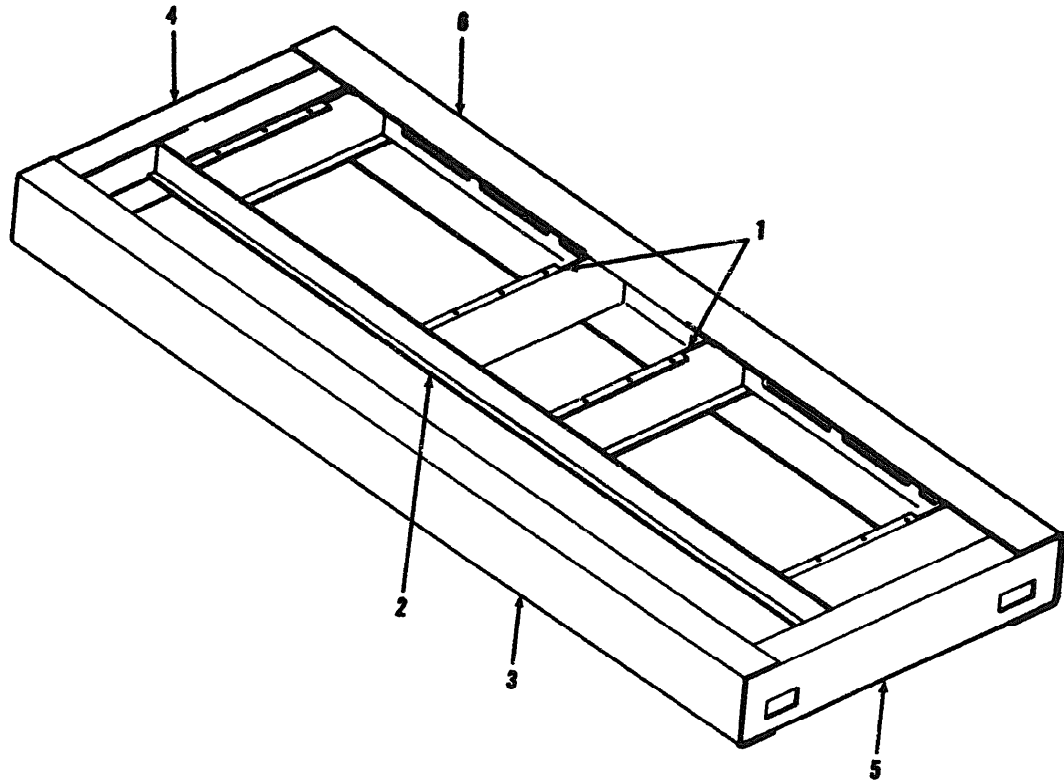


Figure 51 Bus assembly

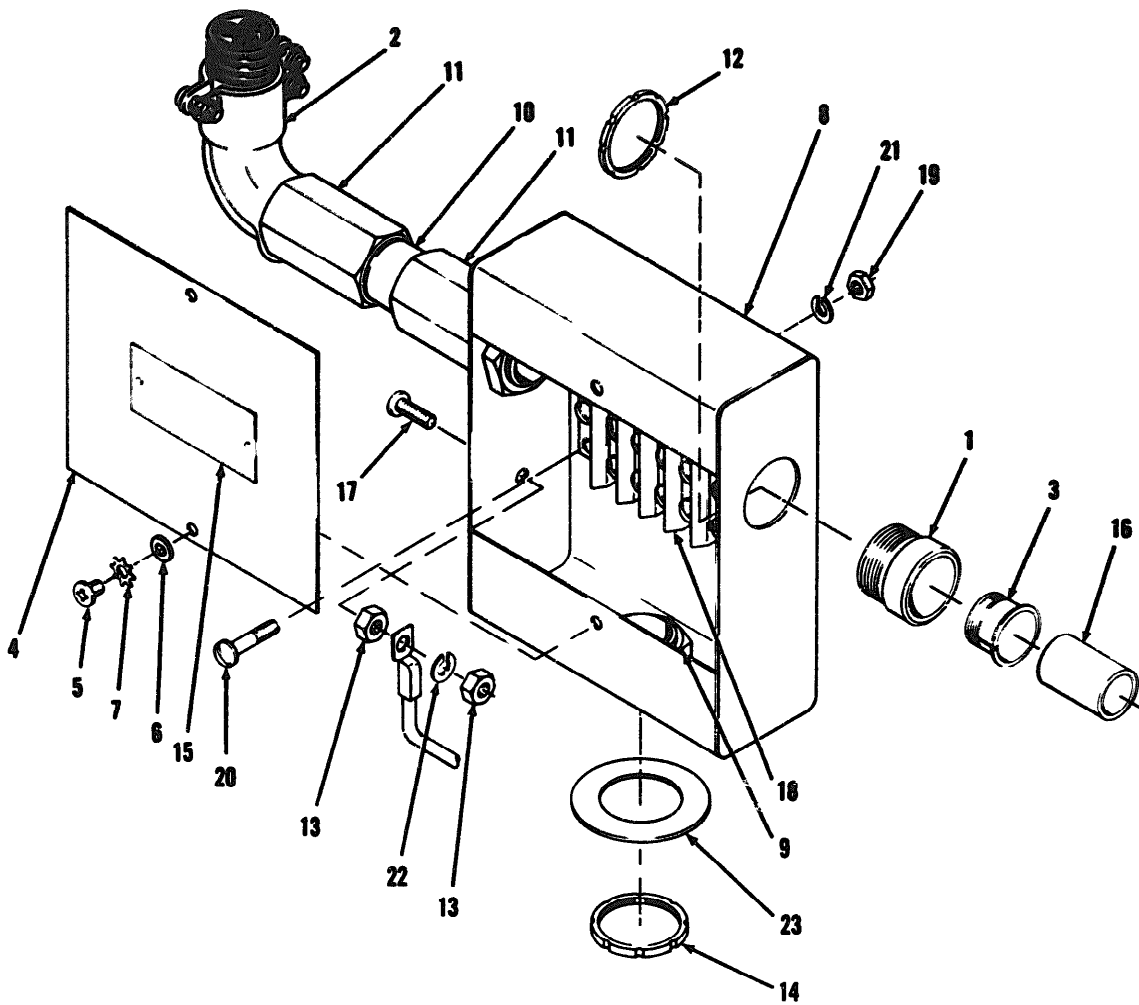
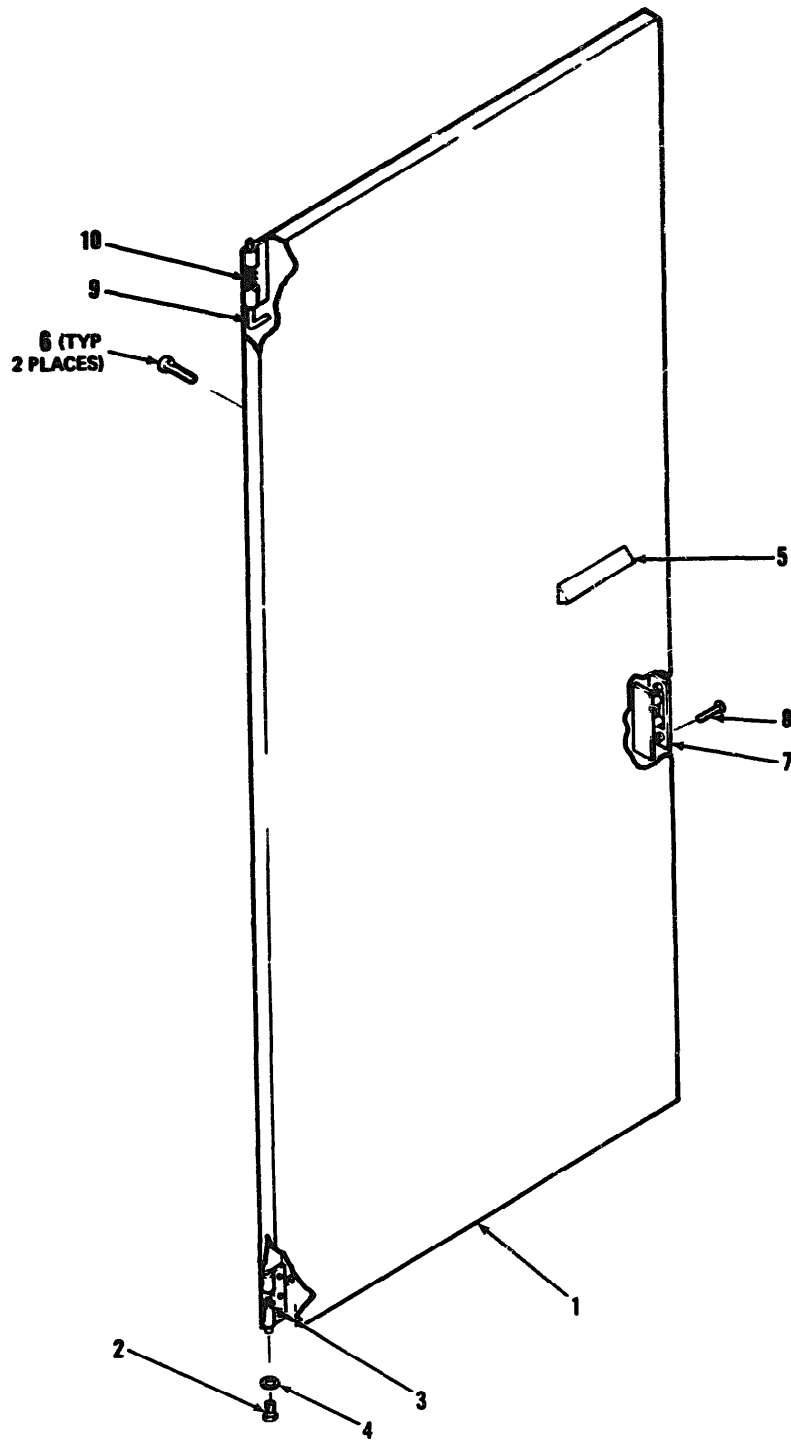


Figure 52 Terminal box



EL5895-407-40P-TM-63

Figure 53 Door assembly

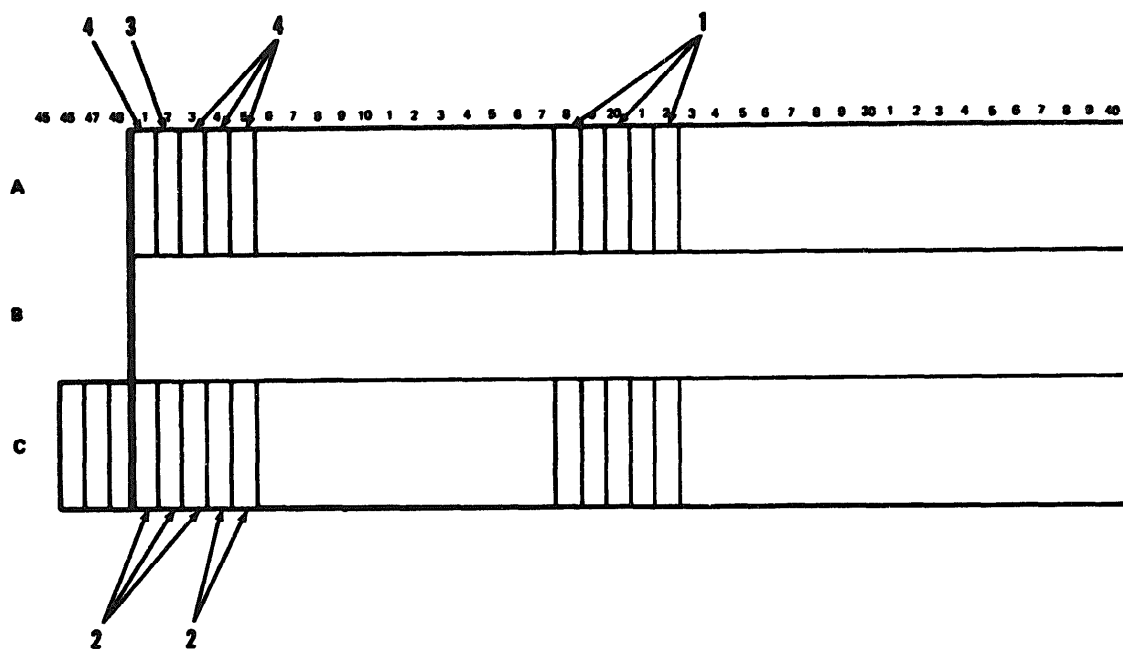
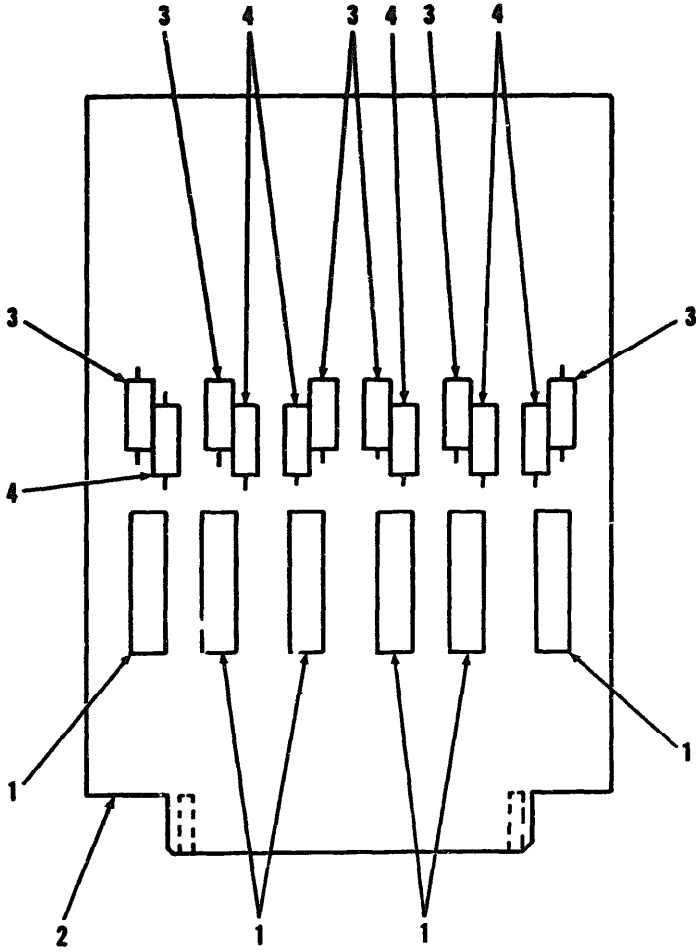


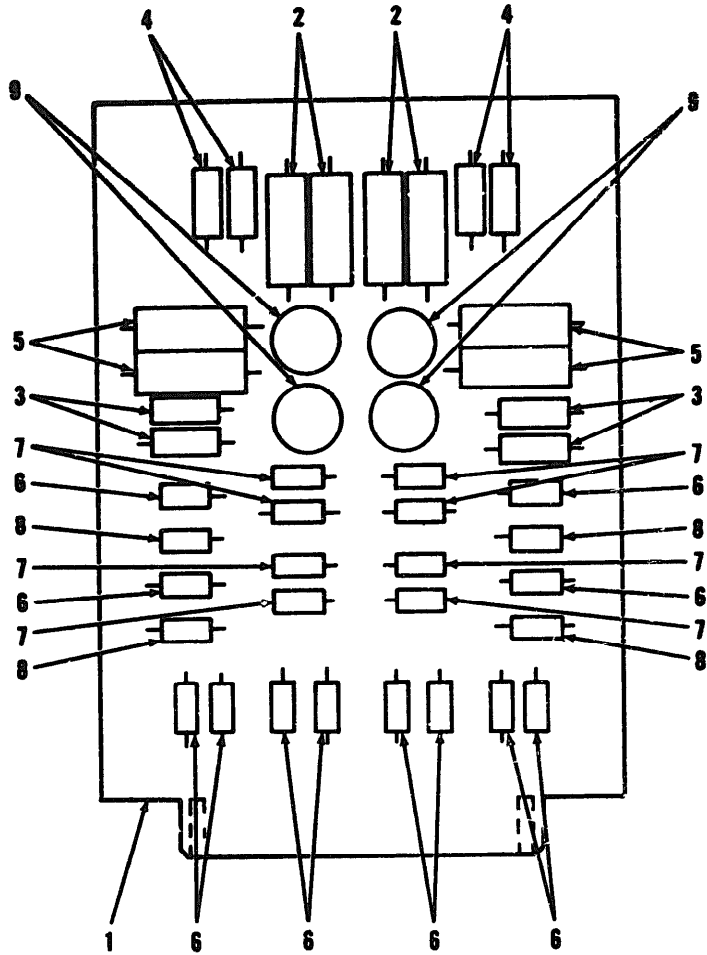
Figure 54 Component location of circuit cards for connector assembly

EL5895-407-40P-TM-54



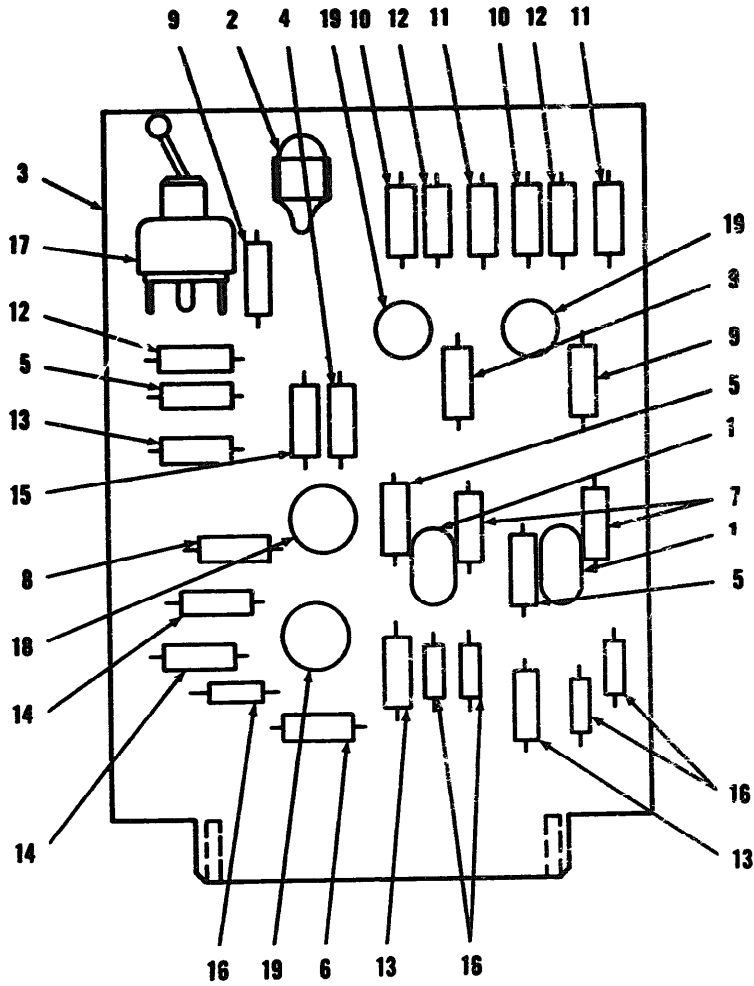
EL5895-407-40P TM-55

Figure 55 Circuit card assembly 398 6281 4



EL5895-407-40P TM-66

Figure 56 Circuit card assembly 398 6219 1



EL 5895-407-40P-TH-57

Figure 57 Circuit card assembly 398 7427 1

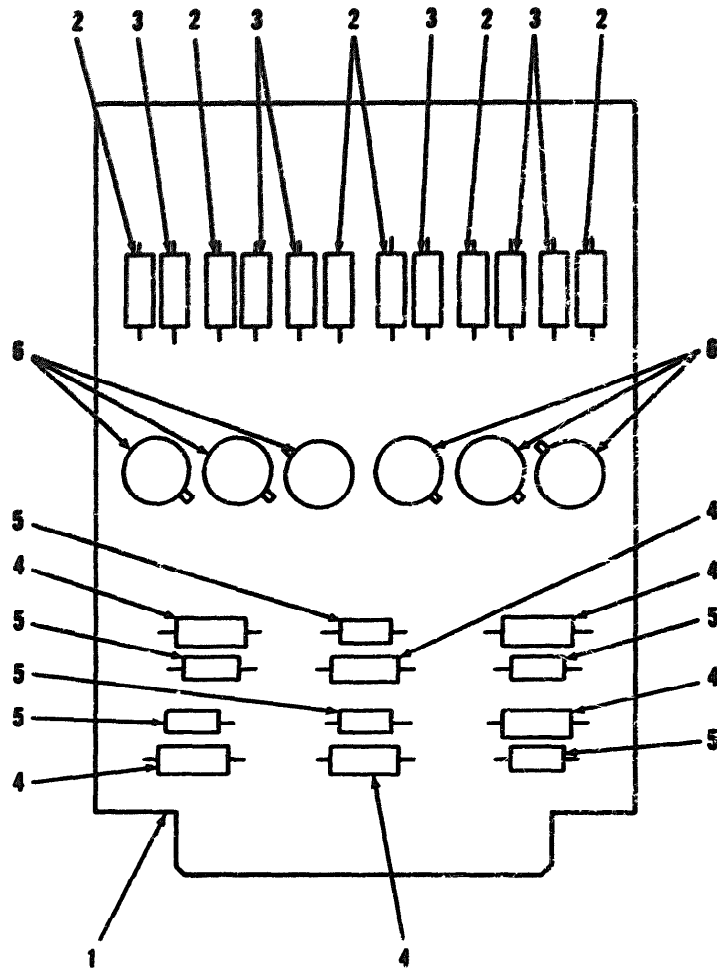
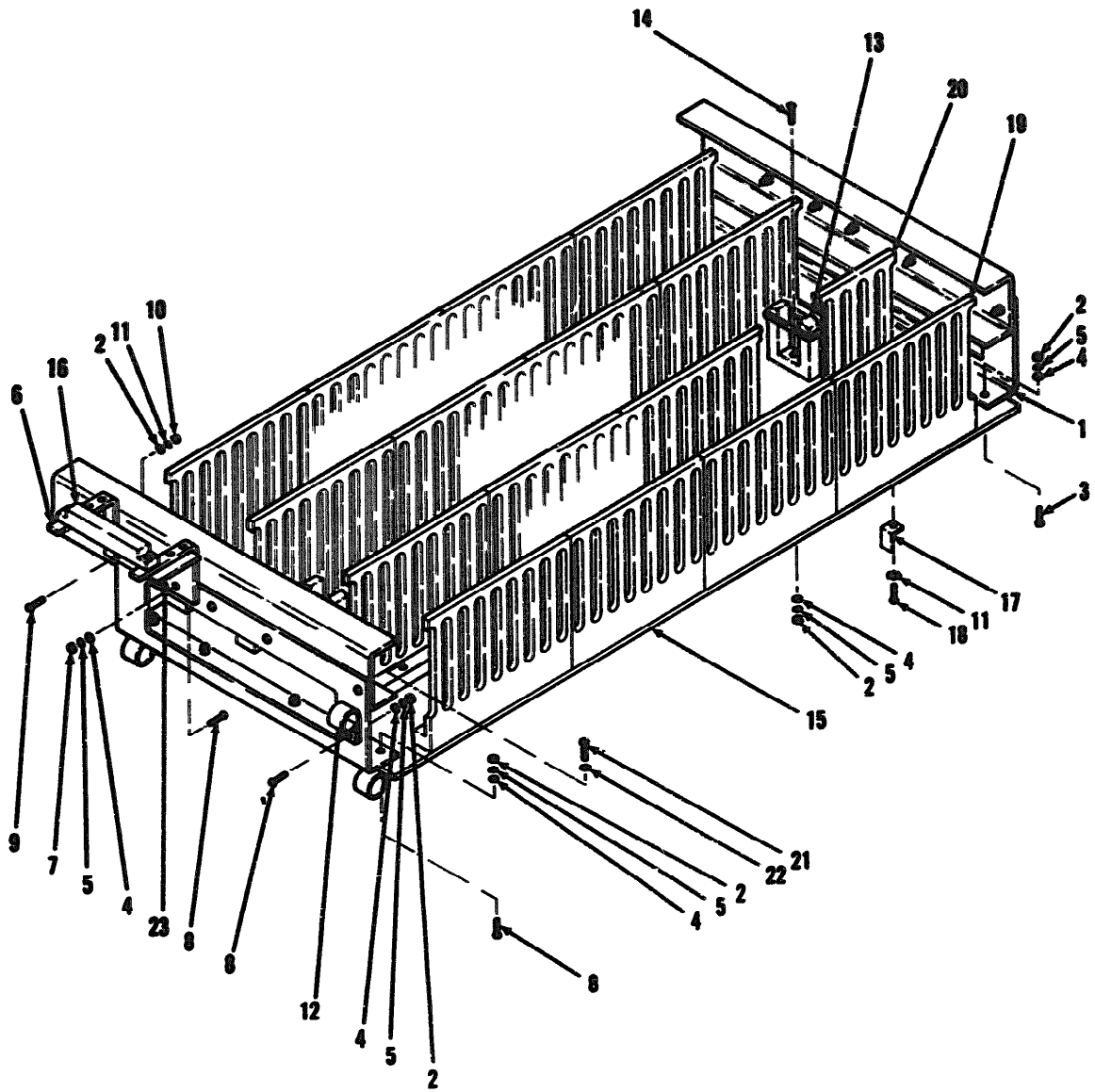


Figure 58 Circuit card assembly 398 6549 1

EL5895-407-40P-TM-88



EL5895-407-40P TM-59

Figure 59 LTB-interface assembly

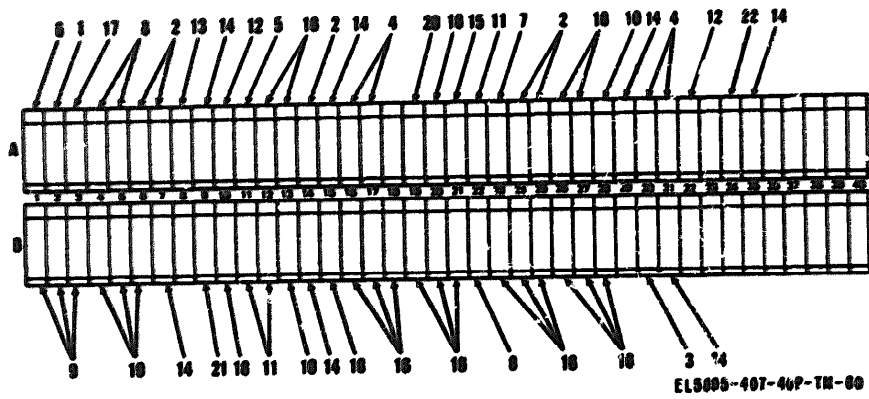


Figure 60 Component location of circuit cards for LTB asynchronous 398-6564-3

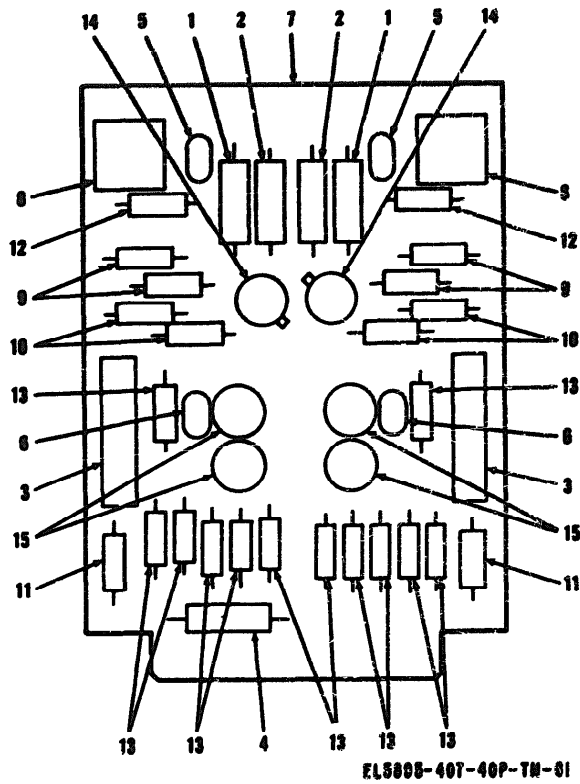


Figure 61 Circuit card assembly 398 6547 24444

NOTE: LATEST FEDERAL STOCK NUMBER AND REFERENCE NUMBER ASSIGNMENTS ARE INCLUDED AT END OF INDEX

SECTION III FEDERAL STOCK NUMBER AND REFERENCE NUMBER INDEX

FEDERAL STOCK NUMBER	FIGURE NUMBER	ITEM NUMBER	FEDERAL STOCK NUMBER	FIGURE NUMBER	ITEM NUMBER	FEDERAL STOCK NUMBER	FIGURE NUMBER	ITEM NUMBER
			5305-984-6193	59	3			
			5305-984-6194	49	31			
4110-672-3465	49	27	5305-984-6194	50	7			
4140-177-8858	49	23	5305-984-6195	10	5			
4460-996-0070	49	24	5305-984-6195	11	5			
5305-059-4533	99	9	5305-984-6195	12	5			
5305-883-2997	53	6	5305-984-6195	13	5			
5305-889-3000	10	9	5305-984-6195	14	5			
5305-880-3000	11	9	5305-984-6195	15	5			
5305-889-3000	12	9	5305-984-6195	16	5			
5305-889-3000	13	9	5305-984-6195	17	5			
5305-889-3000	14	9	5305-984-6195	18	5			
5305-889-3000	15	9	5305-984-6195	19	5			
5305-889-3000	16	9	5305-984-6195	2	5			
5305-889-3000	17	9	5305-984-6195	20	5			
5305-889-3000	18	9	5305-984-6195	21	16			
5305-889-3000	19	9	5305-984-6195	3	5			
5305-889-3000	2	9	5305-984-6195	4	5			
5305-889-3000	20	9	5305-984-6195	49	3			
5305-889-3000	3	9	5305-984-6195	5	5			
5305-889-3000	4	9	5305-984-6195	59	8			
5305-889-3000	5	9	5305-984-6195	6	5			
5305-889-3000	6	9	5305-984-6195	7	5			
5305-889-3000	7	9	5305-984-6195	8	5			
5305-889-3000	8	9	5305-984-6195	9	5			
5305-889-3000	9	9	5305-984-7363	49	44			
5305-89-3001	21	18	5305-989-7434	49	33			
5305-889-3001	99	21	5305-989-7434	52	17			
5305-889-3002	49	37	5305-993-1848	49	42			
5305-958-5453	49	26						
5305-958-5477	99	14						
5305-978-9385	49	18						
5305-984-4983	21	22						
5305-984-4983	50	15						
5305-984-4983	99	18						
5305-984-4988	49	15						
5305-984-4988	52	20						
5305-984-6193	21	3						
5305-984-6193	50	2						
5305-984-6193	52	5						

SECTION III FEDERAL STOCK NUMBER AND REFERENCE NUMBER INDEX (Continued)

Text Text	FIGURE NUMBER	ITEM NUMBER	FEDERAL STOCK NUMBER	FIGURE NUMBER	ITEM NUMBER	FEDERAL STOCK NUMBER	FIGURE NUMBER	ITEM NUMBER
			5310-596-7693	2	7			
			5310-596-7693	20	7			
5310-082-1404	59	10	5310-596-7693	21	5	5340-057-2890	21	12
5310-209-0788	10	10	5310-596-7693	3	7	40-880-5949	21	13
5310-209-0788	11	10	5310-596-7693	4	7	5340-880-5949	59	12
5310-209-0788	12	10	5310-596-7693	49	5			
5310-209-0788	13	10	5310-596-7693	5	7			
5310-209-0788	14	10	5310-596-7693	50	4	5895-179-8509	22	2
5310-209-0788	15	10	5310-596-7693	52	7	5895-179-8509	41	9
5310-209-0788	16	10	5310-596-7693	59	5	5895-179-8510	41	7
5310-209-0788	17	10	5310-596-7693	6	7	5895-179-8511	41	13
5310-209-0788	18	10	5310-596-7693	7	7	5895-179-8512	41	3
5310-209-0788	19	10	5310-596-7693	8	7	5895-179-8513	41	4
5310-209-0788	2	10	5310-596-7693	9	7	5895-179-8514	22	3
5310-209-0788	21	19	5310-809-8544	10	6	5895-179-8514	41	12
5310-209-0788	3	10	5310-809-8544	11	6	5895-179-8515	41	5
5310-209-0788	4	10	5310-809-8544	12	6	5895-179-8516	41	15
5310-209-0788	49	16	5310-809-8544	13	6	5895-179-8517	41	17
5310-209-0788	5	10	5310-809-8544	14	6	5895-179-8518	21	11
5310-209-0788	50	16	5310-809-8544	15	6			
5310-209-0788	52	21	5310-809-8544	16	6			
5310-209-0788	59	11	5310-809-8544	17	6			
5310-209-0788	6	10	5310-809-8544	18	6			
5310-209-0788	7	10	5310-809-8544	19	6	5905-171-1986	28	6
5310-209-0788	8	10	5310-809-8544	2	6	5905-171-1998	24	4
5310-209-0788	9	10	5310-809-8544	20	6	5905-171-1998	26	5
5310-582-5965	49	19	5310-809-8544	21	4	5905-171-1998	32	5
5310-582-5965	53	4	5310-809-8544	3	6	5905-171-1998	44	7
5310-596-7691	49	35	5310-809-8544	4	6	5905-171-1998	35	5
5310-596-7691	52	22	5310-809-8544	49	4	5905-171-1998	37	7
5310-596-7693	10	7	5310-809-8544	5	6	5905-171-1998	40	12
5310-596-7693	11	7	5310-809-8544	50	3	5905-171-1998	42	9
5310-596-7693	12	7	5310-809-8544	52	6	5905-171-1998	56	4
5310-596-7693	13	7	5310-809-8544	59	4	5905-171-1998	57	10
5310-596-7693	14	7	5310-809-8544	6	6	5905-171-2001	27	3
5310-596-7693	15	7	5310-809-8544	7	6	5905-171-2001	42	17
5310-596-7693	16	7	5310-809-8544	8	6	5905-171-2006	40	8
5310-596-7693	17	7	5310-809-8544	9	6	5905-185-8510	25	8
5310-596-7693	18	7	5310-809-8546	49	34	5905-185-8510	31	10
5310-596-7693	19	7				5905-185-8510	38	6

SECTION III FEDERAL STOCK NUMBER AND REFERENCE NUMBER INDEX (Continued)

FEDERAL STOCK NUMBER	FIGURE NUMBER	ITEM NUMBER	FEDERAL STOCK NUMBER	FIGURE NUMBER	ITEM NUMBER	FEDERAL STOCK NUMBER	FIGURE NUMBER	ITEM NUMBER
5905-185-8510	39	6	5905-195-6500	37	8	5905-279-1877	23	4
5905-185-8510	43	8	5905-195-6500	55	4	5905-279-1877	55	3
5905-185-8510	44	10	5905-195-6500	57	12	5905-279-1877	57	4
5905-185-8510	46	10	5905-195-6505	29	23	5905-279-1877	58	4
5905-185-8510	47	8	5905-249-4195	37	9	5905-279-1878	29	11
5905-185-8510	48	12	5905-249-4200	29	10	5905-279-1878	42	11
5905-190-8880	36	5	5905-249-4200	42	8	5905-279-1879	29	17
5905-190-8880	40	6	5905-249-4200	48	13	5905-279-1879	42	19
5905-190-8880	57	14	5905-257-0935	24	6	5905-279-1880	27	4
5905-190-8883	48	8	5905-257-0935	26	8	5905-279-2019	29	14
5905-190-8887	24	3	5905-257-0935	29	19	5905-279-2019	33	5
5905-190-8887	25	11	5905-257-0935	32	6	5905-279-2019	42	4
5905-190-8887	26	7	5905-257-0935	34	5	5905-279-2516	29	21
5905-190-8887	31	13	5905-257-0935	35	3	5905-279-2516	42	10
5905-190-8887	32	4	5905-257-0935	37	5	5905-279-2522	48	10
5905-190-8887	34	6	5905-257-0935	40	9	5905-279-2555	56	2
5905-190-8887	36	6	5905-257-0935	42	21	5905-279-2555	29	22
5905-190-8887	38	9	5905-257-0935	45	13	5905-279-2555	45	9
5905-190-8887	42	14	5905-257-0935	48	11	5905-279-2616	27	6
5905-190-8887	43	11	5905-257-0935	56	3	5905-279-2616	57	8
5905-190-8887	44	13	5905-257-0935	57	11	5905-279-2642	56	5
5905-190-8887	45	12	5905-279-1751	42	6	5905-279-2651	27	5
5905-190-8887	46	13	5905-279-1751	45	8	5905-279-2651	29	8
5905-190-8887	47	11	5905-279-1751	48	14	5905-279-2651	42	16
5905-190-8889	28	4	5905-279-1870	57	9	5905-279-2669	25	10
5905-190-8889	57	5	5905-279-1876	23	2	5905-279-2669	31	12
5905-192-3978	48	7	5905-279-1876	24	5	5905-279-2669	38	8
5905-192-3978	58	3	5905-279-1876	26	6	5905-279-2669	43	10
5905-195-6453	28	5	5905-279-1876	32	3	5905-279-2669	44	12
5905-195-6453	29	12	5905-279-1876	33	2	5905-279-2669	46	12
5905-195-6453	33	3	5905-279-1876	34	8	5905-279-2669	47	10
5905-195-6453	42	18	5905-279-1876	35	4	5905-279-2673	33	4
5905-195-6791	25	9	5905-279-1876	37	11	5905-279-2673	45	11
5905-195-6791	31	11	5905-279-1876	40	10	5905-279-2673	48	9
5905-195-6791	38	7	5905-279-1876	42	15	5905-279-2674	29	13
5905-195-6791	43	9	5905-279-1876	45	10	5905-279-2674	37	6
5905-195-6791	44	11	5905-279-1876	57	7	5905-279-2674	42	5
5905-195-6791	46	11	5905-279-1876	58	2	5905-279-2674	45	7
5905-195-6791	47	9				5905-279-3494	39	5

SECTION III FEDERAL STOCK NUMBER AND REFERENCE NUMBER INDEX (Continued)

FEDERAL STOCK NUMBER	FIGURE NUMBER	ITEM NUMBER	FEDERAL STOCK NUMBER	FIGURE NUMBER	ITEM NUMBER	FEDERAL STOCK NUMBER	FIGURE NUMBER	ITEM NUMBER
5905-279-3494	48	16						
5905-279-3495	29	16						
5905-279-3495	42	20						
5905-279-3499	57	6						
5905-279-3502	23	3						
5905-279-3502	42	10						
5905-279-3503	29	20	5910-104-1503	39	3			
5905-279-3505	42	12	5910-104-1505	39	2			
5905-279-3503	45	5	5910-110-0893	42	1	5910-941-4815	44	1
5905-279-3504	29	9				5910-942-7748	48	1
5905-279-3505	29	15	5910-724-6078	46	3	5910-944-2076	47	2
5905-279-3505	40	7	5910-762-2945	40	3	5910-945-9650	29	4
5905-279-3505	42	13	5910-762-2945	45	3	5910-946-4391	31	2
5905-279-3505	48	15	5910-781-6663	31	1			
5905-279-3505	57	13	5910-786-9202	21	10	5910-966-8490	27	1
5905-279-3511	29	18	5910-786-9202	25	4	5910-966-8490	46	1
5905-279-3511	37	10	5910-786-9202	31	6	5910-994-6877	44	2
5905-279-3511	40	3	5910-786-9202	37	2	5915-481-8153	36	1
5905-279-3511	45	6	5910-786-9202	38	2	5915-481-8153	48	3
5905-279-3511	48	17	5910-786-9202	43	4			
5905-279-3512	40	11	5910-786-9202	44	6	5915-938-4312	25	3
5905-279-3514	42	7	5910-786-9202	46	6	5915-938-4312	28	1
5905-279-3519	57	15	5910-786-9202	47	4	5915-938-4312	29	1
5905-299-1971	36	4	5910-786-9202	48	4	5915-938-4312	30	1
						5915-938-4312	31	5
5910-064-1980	29	2				5915-938-4312	38	1
5910-064-2980	37	1				5915-938-4312	43	3
5910-065-8613	25	5				5915-938-4312	44	5
5910-065-8613	31	7				5915-938-4312	45	1
5910-065-8613	38	3				5915-938-4312	46	5
5910-065-8613	43	5	5910-850-7991	29	5	5915-938-4312	47	3
5910-065-8613	44	7	5910-850-7991	45	2	5930-916-3875	57	17
5910-065-8613	46	7	5910-855-2717	25	1	5935-269-2972	21	14
5910-065-0613	47	5	5910-855-2717	43	1	5935-269-2972	29	16
5910-065-0613	29	6	5910-855-2717	44	4	5935-829-8424	49	12
5910-065-0613	31	4	5910-855-2717	46	2	5940-782-5001	52	18
5910-065-0613	42	2	5910-880-2634	50	9			
						5940-943-0960	52	18
						5940-945-2082	21	20

SECTION III FEDERAL STOCK NUMBER AND REFERENCE NUMBER INDEX (Continued)

FEDERAL STOCK NUMBER	FIGURE NUMBER	ITEM NUMBER	FEDERAL STOCK NUMBER	FIGURE NUMBER	ITEM NUMBER	FEDERAL STOCK NUMBER	FIGURE NUMBER	ITEM NUMBER
5950-999-0366	40	16	5961-936-0588	29	29	5961-940-0538	44	14
5961-064-0796	25	14	5961-936-0588	30	4	5961-940-0538	45	14
5961-064-0796	31	16	5961-936-0588	31	15	5961-940-0538	46	14
5961-064-0796	38	12	5961-936-0588	32	8	5961-940-0538	47	12
5961-064-0796	43	14	5961-936-0588	34	7	5961-040-0538	48	19
5961-064-0796	44	16	5961-936-0588	35	7	5961-940-0538	56	6
5961-064-0796	46	16	5961-936-0588	36	9	5961-940-0538	57	16
5961-064-0796	47	14	5961-936-0588	37	23	5961-940-0538	58	5
5961-102-8017	37	14	5961-936-0588	38	11	5975-242-4238	52	16
			5961-936-0588	39	8	5975-620-423	52	3
			5961-936-0588	40	17	5975-642-8502	52	9
			5961-936-0588	43	13	5975-681-4720	49	11
5961-280-1404	36	7	5961-936-0588	44	5	5975-983-9229	52	1
5961-280-1404	40	1b	5961-936-0588	45	17			
			5961-936-0588	46	15	6240-944 7022	57	2
			5961-936-0588	47	13	6625-809-0113	41	6
			5961-936-0588	48	20	7440-014-3995	49	38
5961-702-3435	48	18	5961-936-0588	57	19	7440-707-1320	22	18
5961-752-5229	28	10	5961-936-0588	58	6	7440-707-1320	41	8
5961-752-5229	29	28	5961-940-0538	23	5	7440-707-1321	22	6
5961-752-5229	33	6	5961-940-0538	24	7	7440-707-1321	41	2
5961-752-5229	42	15	5961-940-0538	25	12	7440-707-1336	22	15
5961-752-5229	45	18	5961-940-0538	26	2	7440-707-1330	41	21
5961-752-6121	27	8	5961-940-0538	27	7	7440-707-3039	54	2
5961-752-6121	29	25	5961-940-0538	28	8	7440-717-6629	22	13
5961-752-6121	42	23	5961-940-0538	w	24	7440-717-6629	41	19
5961-752-6121	45	15	5961-940-0538	30	3	7440-717-6656	54	1
5961-759-8247	55	1	5961-940-0538	31	14	7440-717-6689	22	17
5961-809-9049	48	21	5961-940-0538	32	7	7440-717-6689	41	4
5961-850-7646	29	27	5961-940-0538	34	2	7440-717-6788	54	3
5961-850-7646	42	26	5961-940-0538	35	6	7440-717-6841	22	10
5961-850-7646	45	19	5961-940-0538	36	8	7440-717-6841	41	11
5961-876-3888	57	18	5961-940-0538	37	12	7440-724-1546	22	4
5961-892-3405	27	9	5961-940-0538	38	10	7440-724-1546	41	18
5961-936-0588	23	6	5961-940-0538	39	7	7440-724-1548	22	12
5961-936-0588	24	8	5961-940-0538	40	15	7440-724-1548	41	10
5961-936-0588	25	13	5961-940-0538	42	22	7440-724-1549	22	8
5961-936-0588	26	3	5961-940-0538	43	12	7440-724-1549	41	14
5961-936-0588	28	9				7440-724-1566	22	11

SECTION III FEDERAL STOCK NUMBER AND REFERENCE NUMBER INDEX (Continued)

FEDERAL STOCK NUMBER	FIGURE NUMBER		FEDERAL STOCK NUMBER		FIGURE NUMBER		FEDERAL STOCK NUMBER		FIGURE NUMBER	
	FIGURE NUMBER	ITEM NUMBER	FEDERAL STOCK NUMBER	FIGURE NUMBER	ITEM NUMBER	FEDERAL STOCK NUMBER	FIGURE NUMBER	ITEM NUMBER	FIGURE NUMBER	ITEM NUMBER
7440-724-1569	22	9								
7440-724-1570	22	16	CM15F471JN3	81349	29	2	DM10E820J0100WV4CR	72136	25	5
7440-724-1571	22	5	CM15F471JN3	81349	37	1	DM10E820J0100WV4CR	72136	31	7
7440-724-1572	22	7	CM15F511JN3	81349	25	1	DM10E820J0100WV4CR	72136	33	3
7440-724-1582	54	4	CM15F511JN3	81349	43	1	DM10E820J0100WV4CR	72136	43	5
7440-724-1600	22	14	CM15F511JN3	81349	44	4	DM10E820J0100WV4CR	72136	44	7
7440-724-1600	41	16	CM15F511JN3	81349	46	2	DM10E820J0100WV4CR	72136	46	7
7440-725-5501	22	2	CS13FD2284	81349	40	1	DM10E820J0100WV4CR	72136	47	5
7440-725-5501	41	20	CS13SF475K	81349	21	10	DM10E820K0100WV4CR	72136	39	2
7440-933-9669	1		CS13SF475K	81349	25	4	FD6222	07263	56	7
7440-933-9669	10		CS13F475K	81349	31	6	CM868	01295	23	6
7440-933-9669	11		CS13BF475K	81349	37	2	CM868	01295	24	8
7440-933-9669	13		CS13BF475K	81349	38	2	CM868	01295	25	13
7440-933-9669	14		CS13BF475K	81349	43	4	CM868	01295	26	3
7440-933-9669	15		CS13BF475K	81349	44	6	CM868	01295	28	9
7440-933-9669	16		CS13BF475K	81349	46	6	CM868	01295	29	29
7440-933-9669	17		CS13BF475K	81349	47	4	CM868	01295	30	4
7440-933-9669	18		CS13BF475K	81349	48	4	CM868	01295	31	15
7440-933-9669	19		CTM104VBK	81349	21	9	CM868	01295	32	8
7440-933-9669	2		C24393-020-1	78553	49	27	CM868	01295	34	3
7440-933-9669	20		C7931-1032 4	78553	49	52	CM868	01295	35	7
7440-933-9669	3		DM10K121K0100WV4CR	72136	25	6	CM868	01295	36	9
7440-933-9669	4		DM10K121K0100WV4CR	72136	31	8	CM868	01295	37	13
7440-933-9669	5		DM10K121K0100WV4CR	72136	38	4	CM868	01295	38	11
7440-933-9669	6		DM10K121K0100WV4CR	72136	43	6	CM868	01295	39	8
7440-933-9669	7		DME121K0100WV4CR	72136	44	8	CM868	01295	40	17
7440-933-9669	8		DM10K121K0100WV4CR	72136	46	8	CM868	01295	43	13
7440-933-9669	9		DM10E121K0100WV4CR	72136	47	6	CM868	01295	44	15
			DM10E330K0100WV4CR	72136	39	3	CM868	01295	45	17
			DM10E31K0100WV4CR	72136	36	2	CM868	01295	46	15
			DM10E560K0100WV4CR	72136	24	1	CM868	01295	47	13
			DM10E560K0100WV4CR	72136	26	4	CM868	01295	48	20
			DM10E560K0100WV4CR	72136	32	1	CM868	01295	57	19
			DM10E560K0100WV4CR	72136	34	4	CM868	01295	58	6
			DM10E560K010WV4CR	72136	35	1	CM868A	01295	25	14
			DM10E560K0100WV4CR	72136	37	3	CM868A	01295	31	16
			DM10E560K010WV4CR	72136	40	2	CM868A	01295	38	12
			DM10E560D0100WV4CR	72136	57	1	CM868A	01295	43	14
			DM10E680J0100WV4CR	72136	48	5	CM868A	01295	44	16

SECTION III FEDERAL STOCK NUMBER AND REFERENCE NUMBER INDEX (Continued)

FEDERAL STOCK NUMBER		FIGURE NUMBER		ITEM NUMBER		FEDERAL STOCK NUMBER		FIGURE NUMBER		ITEM NUMBER	
REF NO	MFG CO	FIG NO	ITEM NO	REF NO	MFG CO	FIG NO	ITEM NO	REF NO	MFG CO	FIG NO	ITEM NO
CM868A	01295	46	16	MS27183-8	96906	49	34	MS35206-246	96906	50	7
CM868A	01295	47	14	MS35190-236	96906	49	26	MS35206-247	96906	10	5
GTD141	72699	36	7	MS5190-238	96906	59	9	MS35206-247	96906	11	5
GTD141	72699	40	14	MS35190-254	96906	59	14	MS35206-247	96906	12	5
K4	73631	52	18	MS35191-272	96906	49	44	MS35206-247	96906	13	5
KBB32-32-2	06223	49	23	MS35206-215	96906	53	6	MS35206-247	96906	14	5
K600-5PCN5G15	95238	21	14	MS35206-226	96906	21	22	MS35206-247	96906	15	5
K600-5PCNDG15	95238	59	16	MS35206-226	96906	50	15	MS35206-247	96906	16	5
KE16997 62	96906	49	18	MS35206-226	96906	59	18	MS35206-247	96906	17	5
KS21333-15	96906	49	10	MS35206-228	96906	49	5	MS35206-247	96906	18	5
KS21333-3	96906	21	12	MS35206-228	96906	52	20	MS35206-247	96906	19	5
KS21333-9	96906	21	13	MS35206-230	96906	10	9	MS35206-247	96906	2	5
KS21333-9	96906	59	12	MS35206-230	96906	11	9	MS35206-247	96906	20	5
KS27283-6	96906	59	10	MS35206-230	96906	12	9	MS35206-247	96906	21	16
KS287183-7	96906	10	6	MS35206-230	96906	13	9	MS35206-247	96906	3	5
KS27183-7	96906	11	6	MS35206-230	96906	14	9	MS35206-247	96906	4	5
KS27183-7	96906	12	6	MS35206-230	96906	15	9	MS35206-247	96906	49	3
KS27183-7	96906	13	6	MS35206-230	96906	16	9	MS35206-247	96906	5	5
KS27183-7	96906	14	6	MS35206-230	96906	17	9	MS35206-	96906	59	6
KS27183-7	96906	5	6	MS35206-230	96906	18	9	MS35206-247	96906	6	5
KS27183-7	96906	16	6	MS35206-230	96906	19	9	MS35206-247	96906	7	5
KS27183-7	96906	17	6	MS35206-230	96906	2	9	MS35206-247	96906	8	5
KS27183-7	96906	18	6	MS35206-230	96906	20	9	MS35206-247	96906	9	5
KS27183-7	96906	19	6	MS35206-230	96906	3	9	MS35207-263	96906	49	33
KS27183-7	96906	2	6	MS35206-230	96906	4	9	MS35207-263	96906	52	17
KS27183-7	96906	20	6	MS35206-230	96906	5	9	MS35207-265	96906	49	42
KS27183-7	96906	21	4	MS35206-230	96906	6	9	MS35335-3	96906	1	10
KS27183-7	96906	3	6	MS35206-230	96906	7	9	MS35335-30	96906	11	10
KS27183-7	96906	4	6	MS35206-230	96906	8	9	MS35-35-30	96906	12	10
KS7183-7	96906	49	4	MS35206-230	96906	9	9	MS-5335-30	96906	13	10
KS7183-7	96906	5	6	MS35206-231	96906	21	18	MS35335-30	96906	14	10
MS27183-7	96906	50	3	MS35206-231	96906	59	21	MS35335-30	96906	15	10
MS27183-7	96906	52	6	MS35206-242	96906	49	37	MS35335-30	96906	16	10
MS27183-7	96906	59	4	MS35206-245	96906	21	3	MS35335-30	96906	17	10
MS27183-7	96906	6	6	MS35206-245	96906	50	2	MS35335-30	96906	18	10
MS27183-7	96906	7	6	MS35206-245	96906	52	5	MS3533-30	96906	19	10
MS27183-7	96906	8	6	MS35206-245	96906	59	3	MS35335-30	96906	2	10
MS27183-7	96906	9	6	MS35206-246	96906	49	31	MS35335-30	96906	21	19

SECTION III FEDERAL STOCK NUMBER AND REFERENCE NUMBER INDEX

FEDERAL STOCK NUMBER		FIGURE NUMBER		ITEM NUMBER		FEDERAL STOCK NUMBER		FIGURE NUMBER		ITEM NUMBER	
REF NO	MFG CO	FIG NO	ITEM NO	REF NO	MFG CO	FIG NO	ITEM NO	REF NO	MFG CO	FIG NO	ITEM NO
MS35335-30	96906	3	10	MS35338-22	96906	59	22	MS35649-82	96906	21	2
MS35335-30	96906	4	10	MS35338-44	96906	9	19	MS35649-82	96906	3	4
MS35335-30	96906	49	16	MS35338-44	96906	53	4	MS35649-82	96906	4	4
MS35335-30	96906	5	10	MS35649-62	96906	10	8	MS35649-82	96906	49	2
MS35335-30	96906	50	16	MS35649-62	96906	11	8	MS35649-82	96906	5	4
MS35335-30	96906	52	21	MS35649-62	96906	12	8	MS35649-82	96906	50	1
MS35335-30	96906	59	11	MS35649-62	96906	13	8	MS35649-82	96906	59	2
MS35335-30	96906	6	10	MS35649-62	96906	14	8	MS35649-82	96906	6	4
MS35335-30	96906	7	10	MS35649-62	96906	15	8	MS35649-82	96906	7	4
MS35335-30	96906	8	10	MS35649-62	96906	16	8	MS35649-82	96906	8	4
MS35335-30	96906	9	10	MS35649-62	96906	17	8	MS35649-82	96906	9	4
MS35335-30	96906	10	7	MS35649-62	96906	18	8	MS3650-102	96906	49	41
MS35335-30	96906	11	7	MS35649-62	96906	19	8	MS35650-102	96906	52	13
MS35335-30	96906	12	7	MS35649-62	96906	2	8	MS75028-26	96906	57	17
MS35335-30	96906	13	7	MS35649-62	96906	20	18	NIPPLK1X2LG	91851	52	10
MS35335-30	96906	14	7	MS35649-62	96906	3	8	NIPPLK2X1-9-160D	91851	52	11
MS35335-30	96906	15	7	MS35649-62	96906	4	8	TC20GF100J	81349	48	8
MS35335-30	96906	16	7	MS35649-62	96906	49	14	RC20GF101J	81349	28	4
MS35335-30	96906	17	7	MS35649-62	96906	5	8	RC20GF101J	81349	57	5
MS35335-30	96906	18	7	MS35649-62	96906	52	19	RC20GF102J	81349	29	23
MS35335-30	96906	19	7	MS35649-62	96906	59	7	RC20GF103J	81349	25	8
MS35335-31	96906	2	7	MS35649-62	96906	6	8	RC20GF103J	81349	31	10
MS35335-31	96906	20	7	MS35649-62	96906	7	8	RC20GF103J	81349	38	6
MS35335-31	96906	21	5	MS35649-62	96906	8	8	RC20GF103J	81349	39	6
MS35335-31	96906	3	7	MS35649-62	96906	9	8	RC20GF103J	81349	43	8
MS35335-31	96906	4	7	MS35649 82	96906	10	4	RC20GF103J	81349	44	10
MS35335-31	96906	49	5	MS 5649-82	96906	11	4	RC20GF103J	81349	46	10
MS35335-31	96906	5	7	MS35649-82	96906	12	4	RC20GF103J	81349	47	8
MS35335-31	96906	50	4	MS35649-82	96906	13	4	RC20GF103J	81349	48	12
MS35335-31	96906	52	4	MS35649-82	96906	14	4	RC20GF122J	81349	36	5
MS35335-31	96906	59	5	MS35649-82	96906	15	4	RC20GF122J	81349	40	6
MS35335-31	96906	6	7	MS35649 82	96906	16	4	RC20F122J	81349	57	14
MS35335-31	96906	7	7	MS35649-82	96906	17	4	RC20GF123J	81349	23	3
MS35335-31	96906	8	7	MS35649-82	96906	18	4	RC20GF123J	81349	42	10
MS35335-31	96906	9	7	MS35649 82	96906	19	4	RC20GF132J	81349	57	9
MS35335-32	96906	49	35	MS35649 82	96906	2	4	RC20GF133J	81349	25	10
MS35335-32	96906	52	22	M35649 82	96906	20	4	RC20GF133J	81349	31	12
MS35335 8	96906	49	46								

SECTION III FEDERAL STOCK NUMBER AND REFERENCE NUMBER INDEX

FEDERAL STOCK NUMBER				FEDERAL STOCK NUMBER				FEDERAL STOCK NUMBER			
FIGURE NUMBER		ITEM NUMBER		FIGURE NUMBER		ITEM NUMBER		FIGURE NUMBER		ITEM NUMBER	
REF. NO.	MFG. CO.	FIG. NO.	ITEM NO.	REF. NO.	MFG. CO.	FIG. NO.	ITEM NO.	REF. NO.	MFG. CO.	FIG. NO.	ITEM NO.
RC20GF133J	81349	38	8	RC20GF222J	81349	42	15	RC20GF431J	81349	40	11
RC20GF133J	81349	43	10	RC20GF222J	81349	45	10	RC20GF432J	81349	24	6
RC20GF133J	81349	44	12	RC20GF222J	81349	57	7	RC20GF432J	81349	26	8
RC20GF133J	81349	46	12	RC20GF222J	81349	58	2	RC20GF432J	81349	29	19
RC20GF133J	81349	47	10	RC20GF242J	81349	23	4	RC20GF432J	81349	32	6
RC20GF133J	81349	27	6	RC20GF242J	81349	55	3	RC20GF432J	81349	34	5
RC20GF153J	81349	57	8	RC20GF242J	81349	57	4	RC20GF432J	81349	35	3
RC20GF154J	81349	48	10	RC20GF242J	81349	58	4	RC20GF432J	81349	37	5
RC20GF181J	81349	42	7	RC20GF243J	81349	29	11	RC20GF432J	81349	40	9
RC20GF201J	81349	29	13	RC20GF243J	81349	42	11	RC20GF432J	81349	42	21
RC20GF201J	81349	37	6	RC20GF270J	81349	29	17	RC20GF432J	81349	45	13
RC20GF201J	81349	42	5	RC20GF270J	81349	42	19	RC20GF432J	81349	48	11
RC20GF201J	81349	45	7	RC20GF271J	81349	40	8	RC20GF432J	81349	56	3
RC20GF202J	81349	24	3	RC20GF272J	81349	27	4	RC20GF432J	81349	57	11
RC20GF202J	81349	25	11	RC20GF272J	81349	57	6	RC20GF472J	81349	29	9
RC20GF202J	81349	26	7	RC20GF302J	81349	42	6	RC20GF5 1	81349	29	18
RC20GF202J	81349	31	13	RC20GF302J	81349	45	8	RC20GF511J	81349	37	10
RC20GF202J	81349	32	4	RC20GF302J	81349	48	14	RC20GF511J	81349	40	13
RC20GF202J	81349	34	6	RC20GF303J	81349	48	7	RC20GF511J	81349	45	6
RC20GF202J	81349	36	6	RC20GF303J	81349	58	3	RC20GF511J	81349	48	17
RC20GF202J	81349	38	9	RC20GF333J	81349	24	4	RC20GF512J	81349	29	14
RC20GF202J	81349	42	14	RC20GF333J	81349	26	5	RC20GF512J	81349	33	5
RC20GF202J	81349	43	11	RC20GF333J	81349	32	5	RC20GF512J	81349	42	4
RC20GF202J	81349	44	13	RC20GF333J	81349	34	7	RC20GF514J	81349	29	21
RC20GF202J	81349	45	12	RC20GF333J	81349	35	5	RC20GF514J	81349	42	10
RC20GF202J	81349	46	13	RC20GF333J	81349	37	7	RC20GF561J	81349	37	8
RC20GF202J	81349	47	11	RC20GF333J	81349	40	12	RC20GF561J	81349	55	4
RC20GF220J	81349	57	15	RC20GF333J	81349	42	9	RC20GF561J	81349	57	12
RC20GF222J	81349	23	2	RC20GF333J	81349	56	4	RC20GF562J	81349	28	5
RC20GF222J	81349	24	5	RC20GF333J	81349	57	10	RC20GF562J	81349	29	12
RC20GF222J	81349	26	6	RC20GF362J	81349	27	3	RC20GF562J	81349	33	3
RC20GF222J	81349	32	3	RC20GF362J	81349	42	17	RC20GF562J	81349	42	18
RC20GF222J	81349	32	3	RC320F391J	81349	56	5	RC20GF563J	81349	28	6
RC20GF222J	81349	33	2	RC20GF392J	81349	29	15	RC20GF622J	81349	33	4
RC20GF222J	81349	34	8	RC20GF392J	81349	40	7	RC20GF622J	81349	45	11
RC20GF222J	81349	35	4	RC20GF392J	81349	42	13	RC20GF622J	81349	48	9
RC20GF222J	81349	37	11	RC20GF392J	81349	48	15	RC20GF681J	81349	25	9
RC20GF222J	81349	40	10	RC20GF392J	81349	57	13	RC20GF681J	81349	131	11

SECTION III FEDERAL STOCK NUMBER AND REFERENCE NUMBER INDEX

FEDERAL STOCK NUMBER				FEDERAL STOCK NUMBER				FEDERAL STOCK NUMBER			
FIGURE NUMBER		ITEM NUMBER		FIGURE NUMBER		ITEM NUMBER		FIGURE NUMBER		ITEM NUMBER	
REF NO	MFG CO	FIG NO	ITEM NO	REF NO	MFG CO	FIG NO	ITEM NO	REF NO	MFG CO	FIG NO	ITEM NO
RC20GF681J	81349	38	7	S942G	03877	37	12	2N1302	81349	42	26
RC20GF681J	81349	43	9	S942G	03877	38	10	2N1302	81349	45	19
RC20GF681J	81349	44	11	S942G	03877	39	7	2N1306	81349	27	9
RC20GF681J	81349	46	11	S942G	03877	40	15	2N404	81349	28	10
RC20GF681J	81349	47	9	S942G	03877	42	22	2N404	81349	29	28
RC20GF682J	81349	29	20	S942G	03877	43	12	2N404	81349	33	6
RC20GF682J	81349	42	12	S942G	03877	44	14	2N404	81349	42	25
RC20GF682J	81349	45	5	S942G	03877	45	14	2N404	81349	45	18
RC20GF752J	81349	37	9	S942G	03877	46	14	2N599	81349	48	21
RC20GF753J	81349	29	16	S942G	03877	47	12	200C1007	56289	25	3
RC20GF753J	81349	42	20	S942G	03877	48	19	200C1007	56289	28	1
RC20GF822J	81349	36	4	S942G	03877	56	6	200C1007	56289	29	1
RC20GF823J	81349	39	5	S942G	03877	57	16	200C1007	56289	30	1
RC20GF823J	81349	48	16	S942G	03877	58		200C1007	56 89	31	5
RC20GF911J	81349	29	22	1N3600	81349	48	18	200C1007	56289	38	1
RC20GF911J	81349	45	9	1N753A	81349	27	8	200C1007	56289	43	3
RC20GF912J	81349	29	10	1N753A	81349	29	25	200C1007	56289	44	5
RC20GF912J	81349	42	8	1N753A	81349	42	23	200C1007	56289	45	1
RC20GF912J	81349	48	13	1N753A	81349	45	15	200C1007	56289	46	5
RC32GF821J	81349	27	5	1261	59730	52	16	200C1007	56289	47	3
RC32GF821J	81349	29	8	143	59730	52	14	200C1017	56289	36	1
RC32GF821J	81349	42	16	150D124X5020A2	56289	44	2	200C1017	56289	48	3
RC32GF911J	81349	56	2	150D184X5020A2	56289	44	1	200C59	562893	39	1
SA683	04713	57	18	150D224X5035A2	56289	29	3	2160D	08804	57	2
SM1270	04713	56	9	150D225X5020A2	56289	31	1	2579	03801	21	21
S942G	03877	23	5	150D333X5020A2	56289	47	2	2579	03801	59	17
S942G	03877	24	7	150D334X5020A2	56289	48	1	273	59730	52	2
S942G	03877	25	12	150D394X5020A2	56289	47	-	297-10040-1	46859	26	1
S942G	03877	26	2	150D396X5020R2	56289	29	4	297-10046-1	46859	35	2
S942G	03877	27	7	150D396X5020R3	56289	42	1	297-10046 2	46859	4	1
S942G	03877	28	8	150D473X5020A2	56289	48	2	29 10046-	46859	2	2
S942G	03877	29	24	150D565X5020B2	56289	3	2	297 10046-4	46859	3	2
S942G	03877	30	3	153	98659	29	26	297 10046 5	46859	37	4
S942G	03877	31	14	153	98659	42	24	297 10048-1	46859	30	2
S942G	03877	32	7	153	98659	45	16	297 10050-1	46859	25	7
S942G	03877	34	2	1859	71744	28	2	297 10050-1	46859	31	5
S942G	03877	35	6	201-150 9	01229	59	13	297-10050-1	46859	38	5
S942G	03877	36	8	2N1302	81349	29	27	297 10050-1	46859	43	7

SECTION III FEDERAL STOCK NUMBER AND REFERENCE NUMBER INDEX

FEDERAL STOCK NUMBER			FIGURE NUMBER		ITEM NUMBER		FEDERAL STOCK NUMBER			FIGURE NUMBER		ITEM NUMBER	
REF NO	MFG NO	FIG NO	REF NO	MFG NO	FIG NO	ITEM NO	REF NO	MFG NO	FIG NO	ITEM NO			
297-10050-1	46859	44 9	298-3968-1	46859	49	32	397-289-1	46859	16	12			
297-10050-1	46859	46 9	298-3972-1	46859	53	2	397-1289-1	46859	17	12			
297-10050-1	46859	47 7	298-3977-1	46859	53	10	39 1289 1	46859	18	12			
297-10051-2	46859	48 6	298-3979-1	46859	53	3	397 1289 1	46859	19	12			
297-10052-1	46859	58 1	298-4085-1	46859	21	7	397 1289 1	46859		13			
297-10053-1	46859	28 3	298-4085-1	46859	59	6	397-1289 1	46859	20	13			
297-10054-1	46859	39 4	298-4204-1	46859	49	30	397 1 89 1	46859	3	13			
297-10060-2	46859	36 3	298-4247-1	46859	21	1	397 289 1	46859	4	13			
297-10071-1	46859	40 5	298-4428-116	46859	21	23	397 1289-1	46859	49				
297-10111-1	46859	29 7	298-4428-117	46859	21	2	397 1289 1	46859	5	1			
297-10136-1	46859	27 2	298-4457-2	46859	59	23	397 1 39 1	46859	6	3			
297-10137-2	46859	45 4	298-4551-1	46859	49	43	397 6 1	46859	7	12			
297-10138-1	46859	42 3	298-4552-45	46859	49	1	397-1289 2	46859	8	12			
297-10264-1	46859	57 3	298-4552-46	46859	49	6	397 1289 1	46859	9	2			
297-10386	46859	49 38	298-4553-35	46859	49	47	397 1289 11	46859	6				
297-2247-16	46859	49 8	298-4553-36	46859	49	48	397-1289-12	46859	7				
297-2247-9	46859	49 7	298-4629-1	46859	49	17	397 1289 13	46859	8				
297-2247-9	46859	50 7	298-4830-1	46859	49	40	397 1289-15	46859					
297-3253-1	46859	49 28	298-4847-1	46859	50	13	397 1289-16	46859	10				
297-3281-1	46859	28 7	298-4850-1	46859	50	6	397-1289 18	46859	11				
297-3437-1	46859	49 29	298-4850-2	46859	50	8	39 1289 19	46859	12				
297-3437-7	46859	49 39	298-5360-1	46859	52	8	397-1289 2	46859	1				
297-3883-2	46859	23 1	298-5361-1	46859	52	4	397-1289-24	46859	14				
297-3883-2	46859	33 1	298-5444	46859	59	1	397-1289 25	46859	15				
297-3912-2	46859	56 1	298-5600-1	46859	52	15	397-1289 26	46859	16				
297-3938-1	46859	55 2	298-5604	46859	49	45	397-1289	46859	17				
297-4020-5	46859	52 18	3117	59730	49	11	397 1289 28	46859	18				
297-4080-1	46859	21 17	32D3720015AB6B	56289	50	9	397 1289 29	46859	19				
297 4080-1	46859	59 19	3716	59730	52	23	397 1289 3	46859	1				
297-4080-2	46859	59 20	394-1510-4	46859	56	8	397-1289-4	46859	2				
297-4088-1	46859	50 10	394-3045-9	46859	37	14	397-1289 6	46859	20				
297-4088-2	46859	50 12	397-1289-1	46859	1	2	397 1289-7	46859	3				
297-4088-3	46859	50 11	397-1289-1	46859	10	12	397 1289-8	46859	4				
298-2164-1	46859	53 5	397-1289-1	46859	11	13	397 1289 9	46859	5				
298-3890-3	46859	53 9	397-1289-1	46859	12	12	398-4056-1	46859	53	7			
298-3919-1	46859	49 51	397-1289-1	46859	13	13	398-4064 2	46859	49	53			
298-3957-1	46859	49 21	397-1289-1	46859	14	13	398-4133-1	46859	9	2			
298-3967-1	46859	49 36	397-1289-1	46859	15	12	398-4143 1	46859	49	24			

SECTION III FEDERAL STOCK NUMBER AND REFERENCE NUMBER INDEX (Continued)

FEDERAL STOCK NUMBER		FIGURE NUMBER		ITEM NUMBER		FEDERAL STOCK NUMBER		FIGURE NUMBER		ITEM NUMBER	
REF NO	MPG CO	FIG NO	ITEM NO	REF NO	MPG CO	FIG NO	ITEM NO	REF NO	MPG CO	FIG NO	ITEM NO
398-75-5	46859	53	1	398-6549-1	46859	54	4	398-6593-1	46859	22	18
398-4262	46859	51		398-6550-1	46859	22	6	398-6593-1	46859	41	8
398-262 1	46859	51	4	398-6550-1	46859	41	2	398-6690-1	46859	21	6
398-42	46859	1	5	398-6 51-1	46859	22	17	398-6691-1	46859	41	
398-476	46859	51	6	398-6551 1	468 9	41	4	398-6692-1	46859	21	6
398-4262 5	46859	51	3	398-6563-1	46859	1	3	398-6693-1	46859	22	1
398-4262-6	46859	51	2	398-656 1	468-9	11	11	398-6779-1	46859	22	7
398-4262	46859	51		398-6563 1	6859	13	12	398-6842 2	46859	10	3
398-4490-9	46859	21	11	398-6563-1	46859	1	11	98-6842 2	46859	11	3
398-6150-	46859	49	9	398-6563 1	46859	8	11	98-6842 2	46859	12	3
398-6 69	46859	22	11	398-6563 1	46859	17	11	398-6842 2	46859	13	3
398-6 9	6859	22	1	398-6563 1	46859	2	11	98-6842 2	46859	14	3
398-6169-3	46859	41	9	398-6563 1	46859	20	11	398-68 2 2	46859	15	3
398-6 19-	6859	54	2	398-6563 1	46859	21		398-6842 2	46859	16	3
398-6281-4	46859	54	1	398-6563-1	46859	3	11	398-68 2 2	46859	17	3
398-6536-	46859	22	4	398-6563-1	46859	4	11	398-6842 2	46859	18	3
398-6536-	468 9	41	18	398-6563-1	46859	5	11	398-6842	6859	19	
398-6 36-2	46859	22	13	398-6563-1	46859	6	11	398-6842 2	468 9	2	3
398-6536-	46859	41	19	398-6563-1	46859	7	11	398-6842 2	46 59	0	3
398-6 37	46859	22	12	398-6564-	46859	10	11	98-68 2 2	46859	21	15
398- 537	46859	41	10	398-6564-1	46859	11	12	398-6842 2	46 9	3	3
398-6538-	46859	2	7	398-6564-1	46859	12	1	98 6842 2	46 9	4	3
398-6553-1	46859	41	20	398-6564	46859	13	11	398-684 2	46859	5	3
398-6539-1	46859	22	10	398-6564-1	46859	4	12	398-6842	46859	6	3
398-6 79-	46859	41	11	398-6564-1	46859	15	11	398-6	6859	7	3
398-6540-	46859	22	15	398-6564 1	46859	18		398-684	46 9	8	
398-6540-	46859	41	21	398-6564 1	46859	19	1	398-684 2	46859	9	3
398-6545-	46859	22	8	398-6564-1	46859	2	12	398- 84 1	46859	2	
398-6541-	46859	41	14	398-6564 1	46859	29	2	398-6 5-1	6 9	4	
398-4547 0000	46859	22	16	398-6564 1	46859	1		398-6853 1	46859	41	1
398-6547-15019	46859	22	3	398-6564-1	68 9	3	12	8-6853-2	46859	41	1
398-6547 100 9	46859	41	12	398-6564-1	46859	11		398 6875-15	46859	49	50
398-6547 0054	46859	41	5	398-6564 1	46859	5	12	398-6875- 6	46859	49	49
398-6547- 9 9	46859	41	3	398-656 1	46859	6		398-6934-	46859	53	
398-6547 1923	46859	41	7	398-6564-1	46859	8		398-69 5-1	46859	49	20
398-654 -11952	468 9	41	13	398-6564 1	46859	9	1	398-74 7 1	46859	54	3
398-6547-12675	46859	22	9	398-6576-	46859	22	14	398-75 8-1	46859	8	
398-6548- 073	46859	41	15	398-6578-1	46859	41	16	398-75 8-1	46859	19	2

SECTION III FEDERAL STOCK NUMBER AND REFERENCE NUMBER INDEX (Continued)

FEDERAL STOCK NUMBER				FEDERAL STOCK NUMBER				FEDERAL STOCK NUMBER			
FEDERAL STOCK NUMBER		FIGURE NUMBER		FEDERAL STOCK NUMBER		FIGURE NUMBER		FEDERAL STOCK NUMBER		FIGURE NUMBER	
REF NO	MFG CO	FIG NO	ITEM NO	REF NO	MFG CO	FIG NO	ITEM NO	REF NO	MFG CO	FIG NO	ITEM NO
398-7578-1	46859	10	2	398-7866-13	46859	9	1	5905-190-8887	61	9	
398-7578-1	46859	11	2	398-7866-14	46859	1	1	5905-195-6791	61	10	
398-7578-1	46859	12	2	398-7866-14	46859	5	1	5905-249-4195	61	12	
398-7578-1	46859	13	2	398-7866-14	46859	6	1	5905-279-2669	61	11	
398-7578-	46859	14	2	398-7866-7	46859	4	1	5905-904-6401	61	8	
398-7578-1	46859	15	2	398-7866-7	46859	8	1	5910-065-8613	61	5	
398-7578-1	46859	16	2	398-7866-8	46839	12	1	5910-110-0889	61	2	
398-7578-1	46859	17	2	398-7866-8	46859	8	1	5910-110-0894	61	1	
398-7578-1	46859	18	2	398-7866-9	46859	15	1	5910-730-0926	48	1	
398-7578-1	46859	19	2	398-7866-9	46859	19	1	5910-781-6663	48	2	
398-7578-1	46859	2	2	396-7866-9	46859	7	1	5910-786-9202	61	4	
398-7578-1	46859	20	2	422	59730	52	3	5915-936-43 2	61	3	
398-7578-1	46859	3	2	42577-1	00779	50	14	5961-050-5339	56	7	
398-7578-1	46859	4	2	42844-1	00779	21	30	5961-063-4194	56	9	
398-7578-1	46859	5	2	432128	56289	0	16	5961-764-3166	61	14	
398-7578-1	46859	6	2	480060 1	00779	49	12	5961-936-0588	61	15	
398-7578-1	46859	7		5321-6	59730	52	12	5961-940-0538	61	13	
398-7702-1	46859	49	54	5332	9730	52	1	6625-809-6113	60	6	
398-7702-2	46859	59	15	61-951NPI	00644	49	13	7440-707-1320	60	8	
398-7723-	46859	54		663UW1025 W2	89037	27	1	7440-707-1321	60	2	
398-7831-1	46859	55	1	663UW10251W2	89037	46	4	7440-707-1-6	60	21	
398-7566 15	46859	11	1	663UW12451W2	89037	40	4	744 724 1546	60	18	
398-7866-	46859	4	1	663UW22251W2	89037	29	0	7440-724-1548	60	10	
398-7866- 0	46859	15		663UW22251W2	89037	31	4	7440-724-1549	60	14	
398-7866-	46859	20	1	663UW22251W2	89037	42	2	7440-724-1600	60	16	
398- 866-	46859	7	1	83237	98380	49	55	7440-725-5501	60	20	
398-7856- 1	46859	3	1	844	59730	52	9	LATEST REFERENCE NUMBER ASSIGNMENTS			
398-7866-11	46859	2	1	GW0043-15	46859	21	8	<u>REF NO</u>	<u>MFG CO</u>	<u>FIG NO</u>	<u>ITEM NO</u>
398- 866-	46859	2	1	GW0043-7	46859	53	8	CS13BF475K	81349	61	4
398-7866-	46859	10	1	LATEST FEDERAL STOCK NUMBER ASSIGNMENTS				DM10E121K0100W4CR	721 6	61	6
398-7866-12	46859	3	1	<u>FEDERAL STOCK NUMBER</u>	<u>FIGURE NUMBER</u>	<u>ITEM NUMBER</u>	DM10E121K0100W4CR	72136	61	5	
398-7866-12	46859	4	1	5895-179-8509	60	9	DM658	01295	61	15	
398-7866-12	46859	7	1	5895-179-8510	60	7	RC20GF133J	81349	61	11	
398-7864-1	46859	6	1	5895-179-8511	60	13	RC20GF202J	81349	61	9	
398-7866-	46859	17	1	5895-179-8512	60	3	RC20GF681J	81349	61	10	
398-7866- 3	46859	3	1	5895-179-8513	60	1	RC20GF10J	81349	61	1	
398-7866- 3	46859	6		5895-179-8514	60	12	74420	39877	61	13	
				5895-179-8515	60	5	150M23X5020A2	56289	61	2	
				5895-179-8516	60	15	150D226X5015C2	56289	48	1	
				5895 179-8517	17	17	150D226X5015C2	56289	48	2	
							150D563X5020A2	56289	61	1	
							2W2635	80131	61	14	

SECTION III FEDERAL STOCK NUMBER AND REFERENCE NUMBER INDEX (Continued)

<u>REFERENCE NO.</u>	<u>MFG CO.</u>	<u>FIG NO.</u>	<u>ITEM NO</u>	<u>REFERENCE NO.</u>	<u>MFG CO.</u>	<u>FIG NO.</u>	<u>ITEM NO</u>
200C1007	56289	61	3				
297-10050-1	46859	61	7				
301-0085K	94075	61	8				
398-6169-3	46859	60	9				
398-6536-1	46859	60	18				
398-6536-2	46859	60	19				
398-6537-1	46859	60	10				
398-6538-1	46859	60	20				
398-6539-1	46859	60	11				
398-6540-1	46859	60	21				
398-6545-1	46859	60	14				
398-6547-10019	46859	60	12				
398-6547-10054	46859	60	5				
398-6547-11919	46859	60	3				
398-6547-11923	46859	60	7				
398-6547-11952	46859	60	13				
398-6547-24444	46859	60	22				
398-6548-1073	46859	60	15				
398-6548-1110	46859	22	19				
398-6550-1	46859	60	2				
398-6552-1	46859	60	4				
398-6578-1	46859	60	16				
398-6593-1	46859	60	8				
398-6691-1	46859	60					
398-6845-1	46859	60	6				
398-6853-1	46859	60	17				
398-6853-2	46859	60	1				

By Order of the Secretary of the Army and the Navy, and the Air Force

CREIGHTON W ABRAMS
General *United States Army*
Chief of *Staff*

Official

VERNE L ROWERS
Major General, *United States Army*
The Adjutant General

RAYMOND J SCHNEIDER
Rear Admiral *U S Navy*,
Commander *Naval Electronics*
Systems Command

Official

JACK R BENSON
Colonel *USAF*
Director of *Administration*

GEORGE S BROWN, General USAF
Chief of *Staff*

DISTRIBUTION

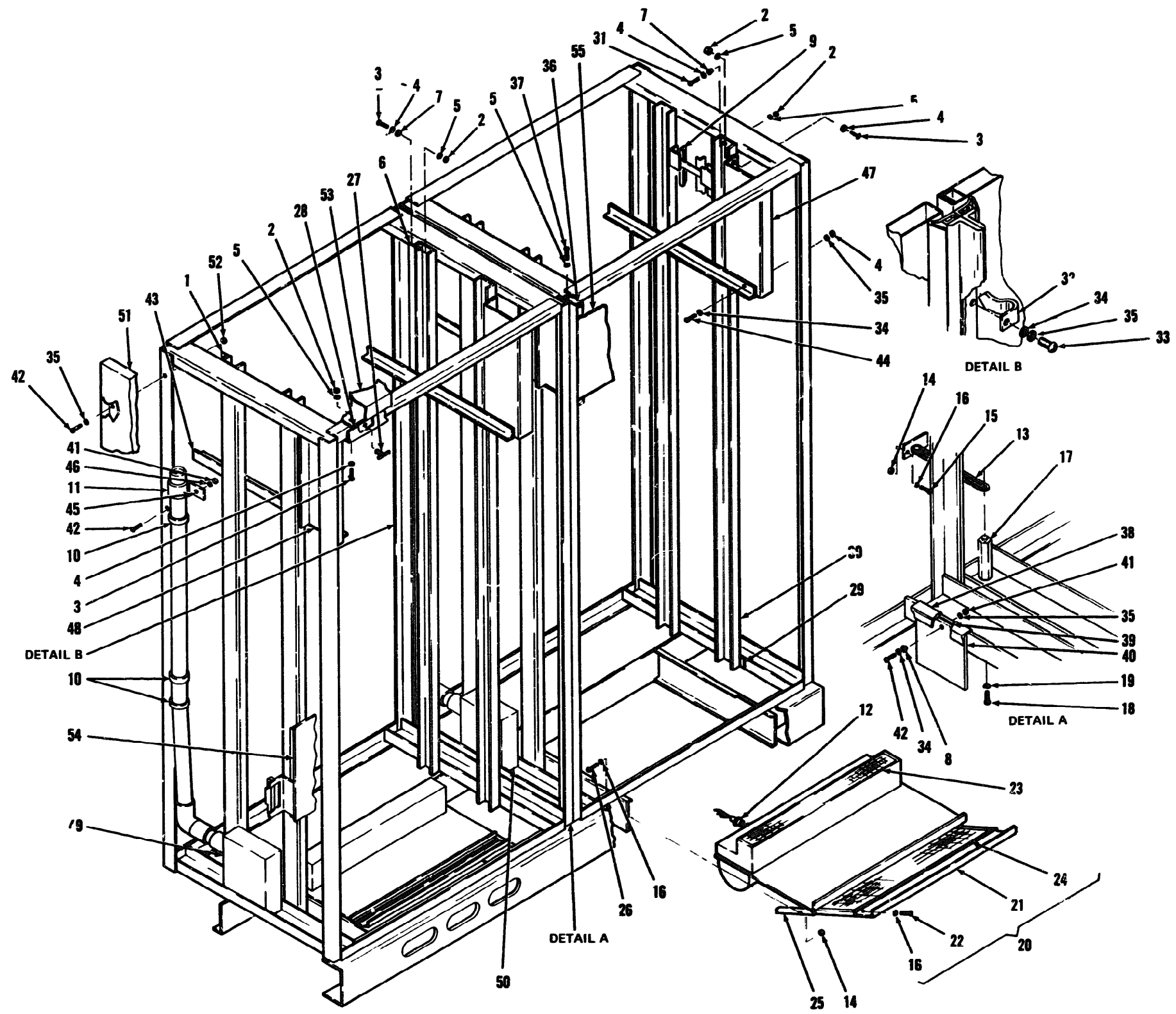
Active Army

CNGB (1)
USASA (2)
USASA (Pac)(1)
USASAE (1)
ACSC-E (2)
ACSFOR (2)
USAMB (10)
AMC (1)
TRADOC (1)
LOGCOMD (2)
OS Maj Comd (2)
USARJ (2)
USACOMZEUR (3)
USAREUR (3)
CINCPAC (3)
USARPAC (2)
TECOM (2)
MICOM (1)
USACC (5)
USACC-PAC (2)
USACC EUR (5)
USACC SO (3)
USACC-A (3)
USACC SIG GP T (3)
USACC-CONUS (3)
SATCOM (2)
USACSA (4)
USACDCEC (10)
USASESS (3)

USAINTS (3)
USASCS (5)
7th USA (4)
8th USA (4)
Sig Bde (USACC) Korea (1)
Sig Gp (USACC) Japan (1)
Sig mGp (USACC) Taiwan (1)
Army Depots (2) except
ATAD (5)
LBAD (5)
SAAD (15)
TOAD (10)
GENDEPS (2) except
Pirmasens (10)
SigDep (2)
Sig Sec GENDEP (2)
SigFLDMS (1)
USAERDAA (1)
USAERDAW (1)
Ft Carson (2)
Ft Richardson (ECOM Ofc) (2)
Units org under fol TOE
(1 cy earth)
11-85
11 95
11 118
11 302
29 134
29 136

NC & **USAR** None

For explanation of abbreviations used see AR 310-50



(2)


Figure 19 Cabinet assembly

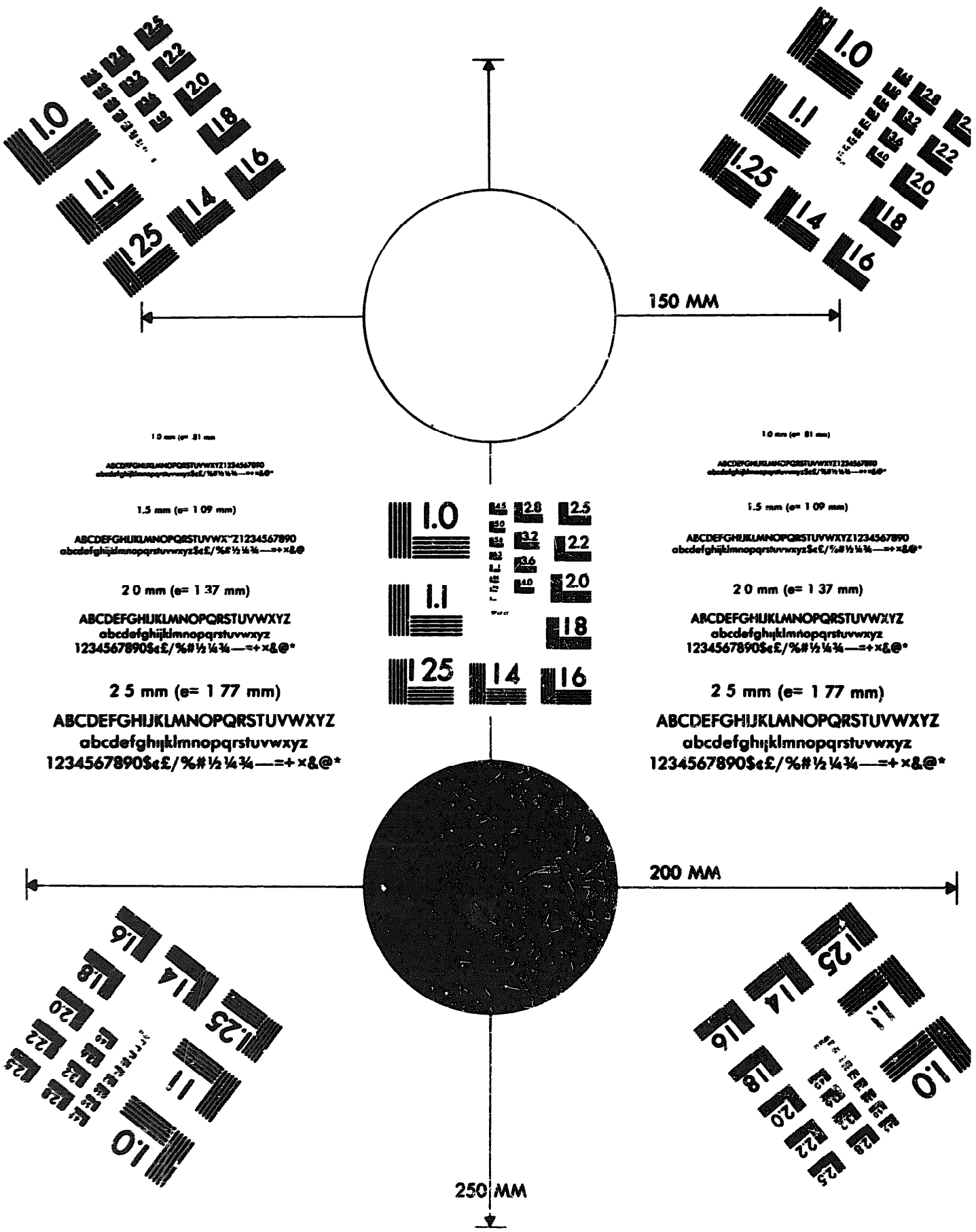
END

12 - 03 - 82

DATE







10 mm (e= 81 mm)

ABCDEFGHIJKLMN OPQRSTUVWXYZ 1234567890
 abcdefghijklmnopqrstuvwxy z\$%&'%# 1/2 1/4 3/4 —→+ x&@*

1.5 mm (e= 1 09 mm)

ABCDEFGHIJKLMN OPQRSTUVWXYZ 1234567890
 abcdefghijklmnopqrstuvwxy z\$%&'%# 1/2 1/4 3/4 —→+ x&@*

2.0 mm (e= 1 37 mm)

ABCDEFGHIJKLMN OPQRSTUVWXYZ
 abcdefghijklmnopqrstuvwxy z
 1234567890\$%&'%# 1/2 1/4 3/4 —→+ x&@*

2.5 mm (e= 1 77 mm)

ABCDEFGHIJKLMN OPQRSTUVWXYZ
 abcdefghijklmnopqrstuvwxy z
 1234567890\$%&'%# 1/2 1/4 3/4 —→+ x&@*

10 mm (e= 81 mm)

ABCDEFGHIJKLMN OPQRSTUVWXYZ 1234567890
 abcdefghijklmnopqrstuvwxy z\$%&'%# 1/2 1/4 3/4 —→+ x&@*

1.5 mm (e= 1 09 mm)

ABCDEFGHIJKLMN OPQRSTUVWXYZ 1234567890
 abcdefghijklmnopqrstuvwxy z\$%&'%# 1/2 1/4 3/4 —→+ x&@*

2.0 mm (e= 1 37 mm)

ABCDEFGHIJKLMN OPQRSTUVWXYZ
 abcdefghijklmnopqrstuvwxy z
 1234567890\$%&'%# 1/2 1/4 3/4 —→+ x&@*

2.5 mm (e= 1 77 mm)

ABCDEFGHIJKLMN OPQRSTUVWXYZ
 abcdefghijklmnopqrstuvwxy z
 1234567890\$%&'%# 1/2 1/4 3/4 —→+ x&@*

150 MM

200 MM

250 MM